



# TABU

F3B/F3F GLIDER

DESIGNED BY CARLOS PISARELLO 2014


## How to mount the V Tail Tabu's linkage



- Use the hardware provided by the ARF kit...fix the iron stick like you see in the picture and glue it using epoxy.



- Solder the bronze ball to the iron stick end.



- Sand the fuselage tail like you see in the picture to have the correct assemble between tails and fuselaje