

## IMPORTANT SAFETY NOTICE

### Rolf Prima Free Hub Body Replacement Instructions

#### 1. Review all material

Please read the enclosed material carefully. Call the Rolf Prima service hotline (888) 308-7700 with any questions pertaining to this important safety notice.

#### 2. Determine if your wheel is affected

Some Rolf Prima Vigor and Élan model rear wheels sold in 2003 are affected by this safety notice. These wheels can be easily identified by three tell-tale characteristics of the rear hub: [see fig. 1]

- First, there are hexagonal axle nuts at the left side of the rear hub.
- Second, the free hub body is aluminum, with a gray-green color anodized finish.
- Lastly, only black hubs are affected. Silver hubs are not subject affected.

Affected hubs have:  
1. Hexagonal nuts on left (non-drive) side (A)  
2. Aluminum Freehub body (B)  
3. Black hubshell (C)

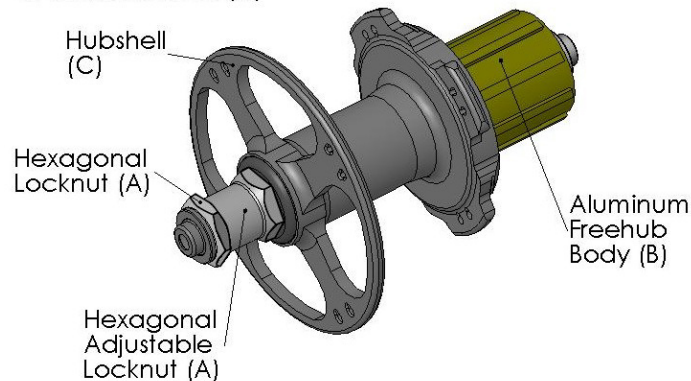


fig. 1

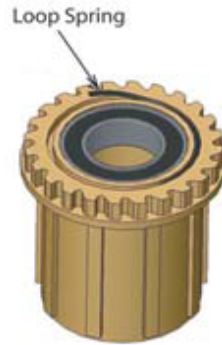
Any Rolf Prima wheel without axle nuts or with a bright silver free hub body is not subject to this safety notice since they used a different freehub engagement mechanism.

---

## IMPORTANT SAFETY NOTICE

### 3. Determine whether the wheel is affected

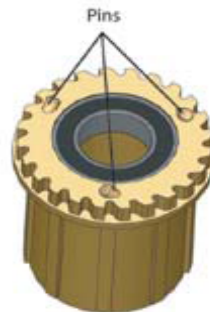
The **free hub bodies** subject to this safety notice used a freehub engagement mechanism referred to as the **“Loop Spring” design**. This design uses a single loop spring to activate the free hub mechanism. See figure 2 below:



**Figure 2.**  
Loop Spring Mechanism

Older, 2003 Rolf Prima wheels with Loop Spring free hub bodies must be removed from service immediately and updated with the newer, 3-pin freehub engagement mechanism.

The **replacement free hub body** for affected wheels is referred to as the **“3 pin” design**. This design utilizes 3 independent pins to activate the free hub mechanism. See figure 3 below:



**Figure 3.**  
3-Pin Mechanism



