

Welcome to the LegWorks team!



Congratulations on receiving your LegWorks knee and joining our active community of users—we're excited to be a part of your journey!

We hope that you will experience newfound stability, confidence, and the freedom to explore new activities.

To ensure you get the most out of your LegWorks knee, it is important that you be fully aware of the safety guidelines, product care protocol, and technical features of the product. Please review the information provided on this card.

Best Wishes!

*Team
LegWorks*

USER GUIDE | ATK HYDRAPRO

IMPORTANT SAFETY INFORMATION

1. **DO:** Inspect your prosthesis often, and clean with a towel
2. **DO NOT:** Adjust your knee or tamper with any screws on the product
3. **DO NOT:** Tamper with any screws connecting your knee to the socket

If any of the following changes occur, contact your prosthetist immediately:

- Inconsistent locking and/or unlocking of your knee when walking
- Your knee begins making suspicious sounds (clicking, crackling, etc.)
- Heavy corrosion on any part or component of your knee

CLEANING YOUR LEGWORKS KNEE

To prevent corrosion or damage to the knee, clean immediately following exposure to mud, debris, or saltwater/pool water.

To clean the knee: submerge in fresh warm water or place knee under warm running water. Dry completely.

ATK HYDRAPRO



The ATK HydraPro has a blue cover and AutoLock Release and can be used in saltwater and pools. Clean immediately following exposure to salt or pool water to prevent corrosion.

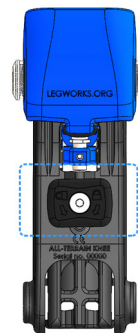
OPERATING THE AUTOLOCK RELEASE

Activation of the "AutoLock Release" unlocks the knee which initiates flexion after sitting with the knee in AutoLock mode (locked and extended). Simply push the blue knob to either side to unlock and flex the knee.

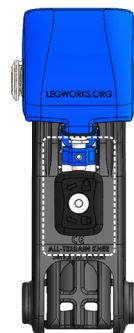


OPERATING THE MANUAL LOCK

HORIZONTAL UNLOCKED



VERTICAL LOCKED




Your knee can be set to manual lock mode, preventing it from bending. In this mode, the knee will not bend during walking, sitting, or other activities.



LegWorks
1170 Main Street, Suite 401
Buffalo, NY 14209
United States of America

+1 (408) 692-5633
www.legworks.com
Made in Germany
Manufactured for LegWorks



QNET BV
Kantstraat 19
NL-5076NP Haare
The Netherlands



HYD-SUG-01
©Copyright LegWorks 2022