

Plinth Tables

PRODUCT NAME

Plinth Tables

DIMENSIONS

See on Page 2

GENERAL LEAD TIME

3 to 4 weeks

BRAND

Audo

MATERIAL

Marble, Stone, MDF

CUSTOMISABLE

No

DESIGNER

Norm Architects

OPTIONS

Low / Cubic / Tall / Grand / Pedestal / Bridge






PACKING DIMENSIONS

See on Page 2

CATEGORY

Coffee & Side Tables INDOOR

FINISHES

- 
Nero
Marquina
- 
Grey
Kendzo
- 
Bianco
Carrara
- 
Viola
Calacatta
- 
Kunis
Breccia

CERTIFICATIONS

TSCA Title IV Compliant

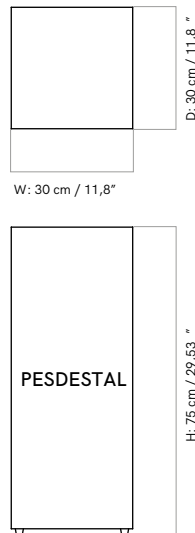
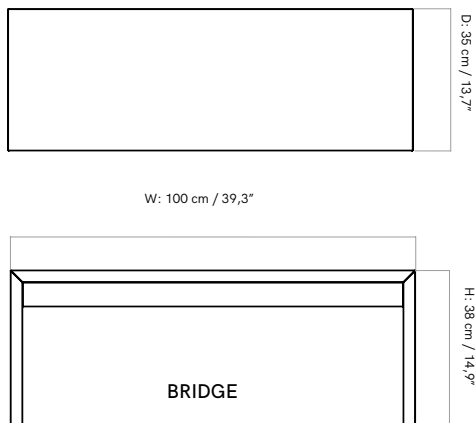
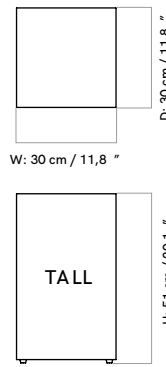
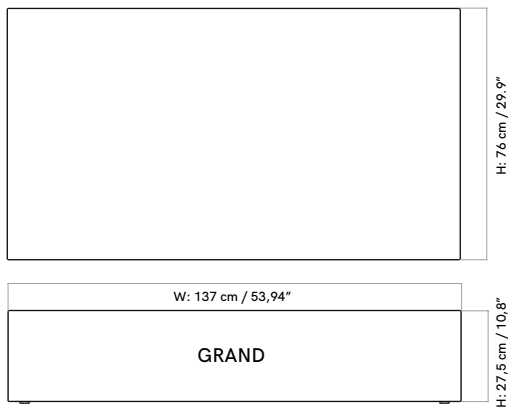
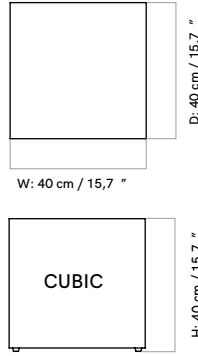
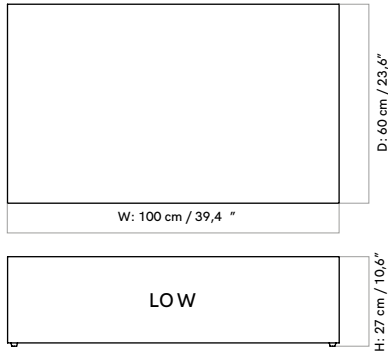


Related Products



Plinth Shelf

Plinth Tables



PACKAGING MEASUREMENTS (H x W x D)

Plinth Low
 45 cm x 110,5 cm x 70,5 cm
 17,7" x 43,5" x 27,8"
 82 kg / 180,8 lb

Plinth Cubic
 54,5 cm x 56,5 cm x 56,5 cm
 21,5" x 22,2" x 22,2"
 37,5 kg / 82,7 lb

Plinth Grand
 147 cm x 86 cm x 56 cm
 57,87" x 33,86" x 22,05"
 120 kg / 264,5 lb

Plinth Tall
 66 cm x 47 cm x 47 cm
 26" x 18,5" x 18,5"
 32,5 kg / 71,7 lb

Plinth Bridge
 59 cm x 45 cm x 110 cm
 23,22" x 17,71" x 43,3"
 110 kg / 242,5 lb

Plinth Pedestal
 83 cm x 40 cm x 40 cm
 32,67" x 15,74" x 15,74"
 43 kg / 94,8 lb