



Rely HW6 / HW7

PRODUCT NAME
Rely HW6 / HW7

DIMENSIONS
H: 82cm, L: 47cm, D: 55cm

GENERAL LEAD TIME
6 to 8 weeks

BRAND
AndTradition

MATERIAL
Recycled Polypropylene, Fibre Glass, CMHR Foam, Upholstery, Steel Tubes available in Black, Chrome or Bronzed

CUSTOMISABLE
Yes

DESIGNER
Hee Welling

OPTIONS
HW6 - Plastic Shell
HW7 - Plastic Shell with Upholstered Seat



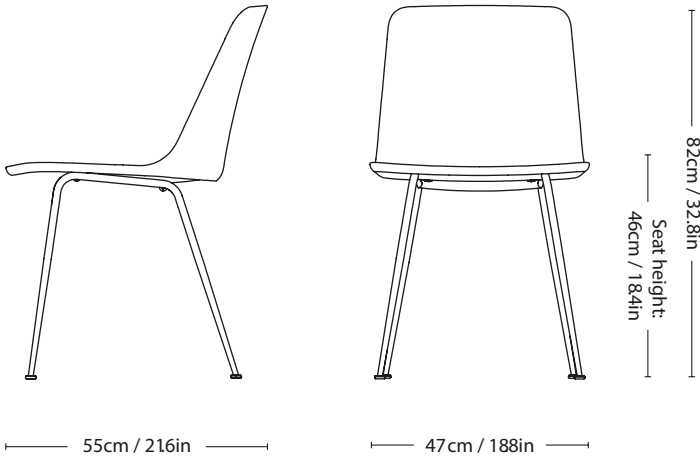
PACKING DIMENSIONS
H: 84 x 51 x 60cm (8kg)

CATEGORY
Chair INDOOR

SHELL FINISHES



CERTIFICATIONS
Tested for strength, durability and safety according to EN 16139 Level 2 - Extreme use.



ADDITIONAL INFO Fabric Options & Categories

- Fabric gr. 1: Remix, Re-Wool
- Fabric gr. 2: Canvas, Barnum, Fiord, Hot Madison FR
- Fabric gr. 3: Clay, Hallingdal, Steelcut Quartet, Steelcut Trio
- Fabric gr. 4: Ecriture, Moss, Uniform Melange, Vidar
- Fabric gr. 5: Acca, Cifrado, Karakorum, Sisu
- Fabric gr. 6: Fuse, Gentle
- Leather gr. 1: Tailor Semi-Aniline leather
- Leather gr. 2: Noble Aniline leather
- Leather gr. 3: Elmosoft Semi-Aniline leather


Fabric usage HW7: 0.49 meter based on a 140 cm roll
Leather usage HW7: 1 square meter

COM options must be approved by &Tradition to ensure suitability for upholstery.

Related Products




Rely HW8



Rely HW9



Rely HW22



Rely HW81