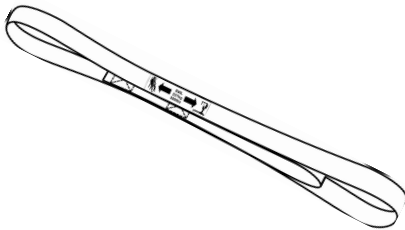


User Instruction Manual

Hoyer® Sling Extension Straps

To avoid injury, read user manual prior to use.



Introduction

The Sling Extension strap is easy to fit and allows you to add adjustment to the length of the sling straps that connect to a patient lift. This allows you to customise the patient sling attachment to ensure a more comfortable lift.

Special Sling Orders

On occasions, material, dimensional and other changes outside of the standard specification are requested. Please be advised, that aside of any model specific references, fitting, washing and safety guidelines remain applicable. If you are in any doubt, please contact your authorized Hoyer service agent or Joerns Healthcare directly.

Statement of Intended Use

A sling is an item of moving and handling equipment that is used with a mechanical lift in order to facilitate the transfer of a patient. It comprises a specially designed and constructed piece of fabric that is placed under and/or around a patient before being attached to the spreader bar/cradle of a lift to raise, transfer and lower the patient. When selected and used correctly, a sling and lift combination will achieve a safer transfer and reduce the risks associated with manual handling.

It is the responsibility of a competent person to conduct a thorough risk assessment prior to using any sling, to ensure that the sling choice, method of positioning in the sling and procedure for transfer has been correctly determined for the patient. For further guidance, please contact your authorized Hoyer Service Provider or Joerns Healthcare.

FOR USE WITH PASSIVE LIFTS ONLY.

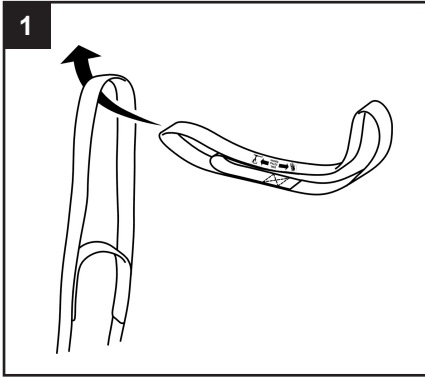
Expected Service Life

The expected service life of a Hoyer sling will vary dependent on use and following the care and washing instructions provided in the user guide. Factors such as wash temperature, detergents, frequency of use and patient weight will impact on the lifetime of your sling. Joerns Healthcare recommend that slings are checked each and every time prior to use to ensure the safety of the patient. Bleached, torn, cut, frayed or broken slings are unsafe and must be discarded and replaced. For further advice, please contact your authorized Hoyer Service Provider or Joerns Healthcare.

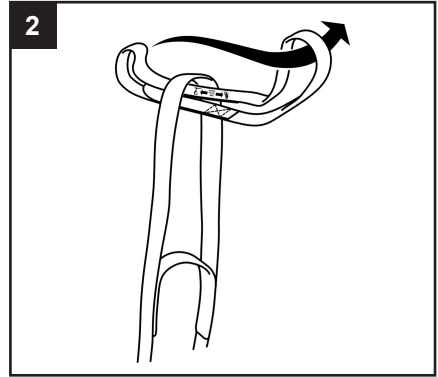
⚠ WARNING

- **HOYER RECOMMENDS THE USE OF GENUINE HOYER PARTS. Hoyer sling and lift products are designed to be compatible with one another. For country specific guidance on sling use and compatibility, please refer to the sling label or contact your local market distributor or Joerns Healthcare.**
- **For the safety of the patient and carer; before using a sling a full risk assessment must be conducted to ensure that the correct sling choice, method of positioning in the sling and procedure for transfer has been determined for the patient.**
- **CHECK sling and stitching before each use. Using bleached, torn, cut, frayed or broken slings is unsafe and could result in serious injury or death to the patient.**
- **DO NOT** alter slings. Destroy and discard worn slings.
- **NEVER** leave a patient unattended.
- **DO NOT** exceed the rated capacity of the sling or lift.
- **DO NOT** attempt to re-position a patient by pulling on the sling loops.

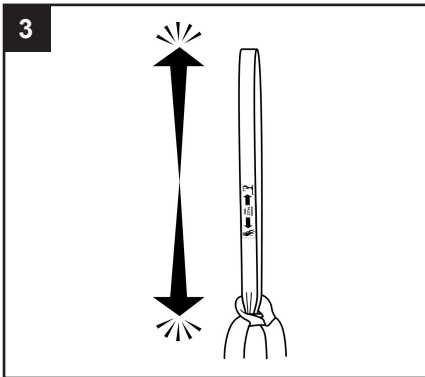
Fitting the Extension Straps



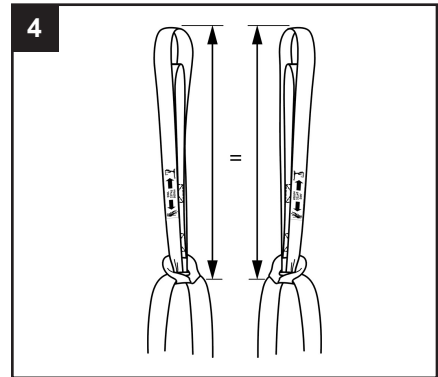
Take the sling extension strap and thread part way through the top loop of the sling strap ensuring correct attachment to both hoist and sling (see label).



Take one end of the sling extension strap and thread through the opposite end.



Pull tight to secure ensuring correct attachment (see label).



Repeat the same process on the remaining straps.

Technical Specifications

STANDARD	BS EN ISO 10535
----------	-----------------

Sizing & Safe Working Load

SIZE	SAFE WORKING LOAD
ONE SIZE	500lbs / 227kg

Washing Instructions

PLEASE NOTE: For washing instructions please consult your Sling User Guide.

⚠ WARNING

- **You must ensure that when the extension straps are connected they are both equal in length and pulled tight prior to lifting a patient. If not you may cause injury or discomfort to the patient.**
- **Always refer to label for correct attachment method.**

PLEASE NOTE: Additional slings are available to meet individual patient needs. We advise that you always seek the advice of a trained clinician, authorized Hoyer distributor or Joerns Healthcare prior to purchase or use.

THIS PAGE IS INTENTIONALLY BLANK

THIS PAGE IS INTENTIONALLY BLANK

THIS PAGE IS INTENTIONALLY BLANK

