




Before You Start

1 Download the Inogen Connect App


On your smart phone or tablet, search for 'Inogen Connect' in the App Store (Apple) or Google Play (Android).



2 Put the device in standby mode

Connect the AC power supply cord to your portable oxygen concentrator and plug into an electrical outlet.

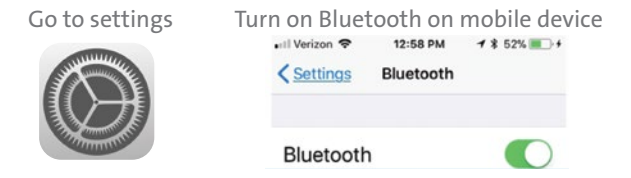
DO NOT power on the device.



Pairing

3 Make sure your mobile device or tablet has Bluetooth turned on

- Navigate to your mobile device **Settings**.
- Click on **Bluetooth** and turn "on" using the slider.



4 Activate Bluetooth on your device

- Make sure the concentrator is **not** powered on.
- Press and hold the minus button until the Bluetooth icon appears on the display.

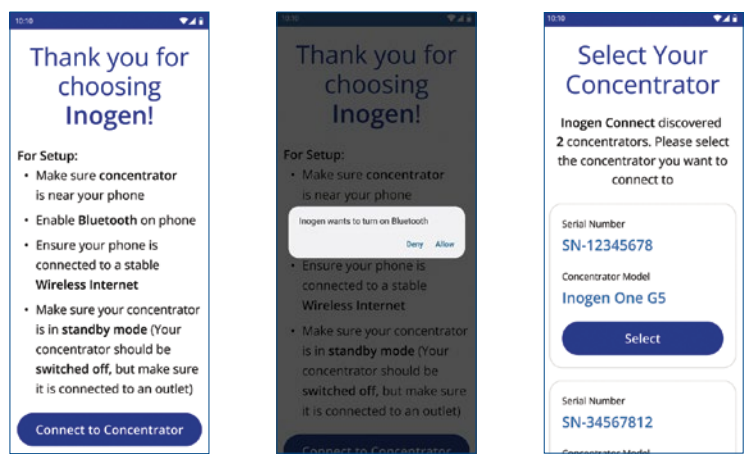
Turn on Bluetooth on your portable oxygen concentrator



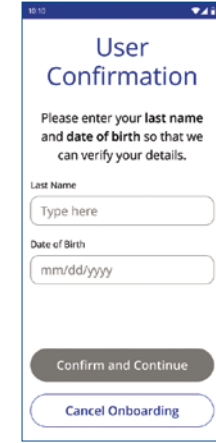
Pairing

5 Pair the concentrator to your mobile device or tablet

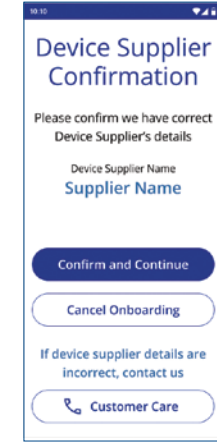
- Open the **Connect App** on your mobile device. **DO NOT** close the app while pairing.
- Select **Connect to Concentrator**.
- Accept the connection to Bluetooth by clicking **Allow**.
- When the device is found, select the corresponding serial number.



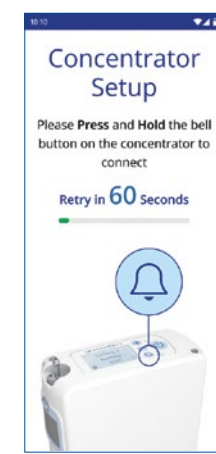
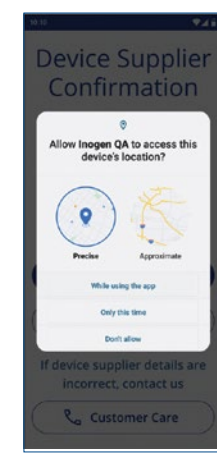
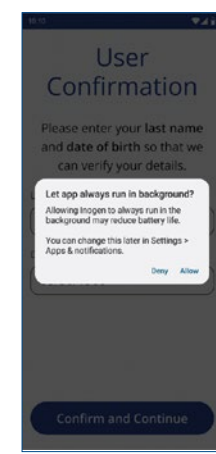
If you purchased your device from Inogen, confirm your user information using your last name and date of birth.



If you purchased your device from a home care provider or other third party, confirm your provider name.



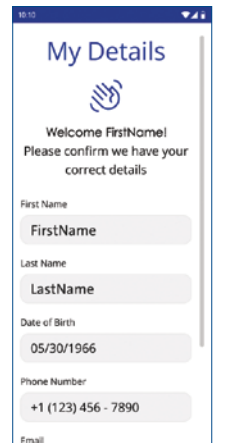
Select your preferred location and operational settings. Please Press and Hold the bell button on the concentrator to connect.



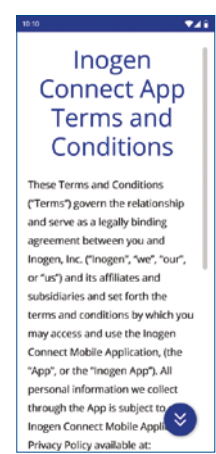
If you purchased your device from Inogen, confirm we have your correct details.



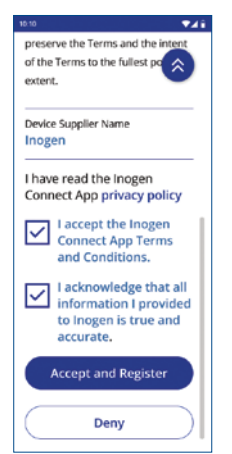
If you purchased your device from a home care provider or other third party, enter your correct details and confirm.



Read the Inogen Connect App Privacy Policy and Inogen Connect App Terms and Conditions. If you choose to accept, click on **Accept and Register** at the bottom of your screen.



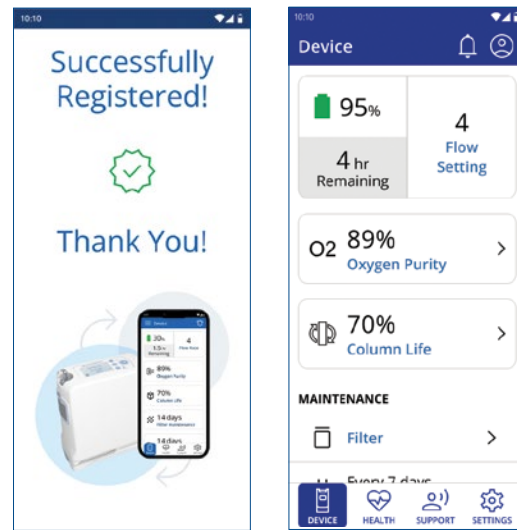
IMPORTANT: If you do not agree with the Inogen Connect App Privacy Policy and Inogen Connect App Terms and Conditions, you will not be able to continue pairing your concentrator to your mobile device.



6 Pairing complete. Use device normally.

Once pairing is complete, you may turn on your concentrator and use it normally.

The information shown on your Inogen Connect screen will vary depending on your portable oxygen concentrator's current state.



Pairing

For more information, visit Inogen.com/app.

Note: If unpairing from the App turn off your Bluetooth by following the below steps.

1. Make sure the device is not powered on.
2. Press and hold the minus button until the Bluetooth icon appears on the display with an (X) over it.

Turn off Bluetooth on portable oxygen concentrator



Pairing

The **Inogen Connect App** pairs your portable oxygen concentrator to your mobile device or tablet using Bluetooth technology. It is not available in every country – contact your Device Supplier for more information.

IMPORTANT:

- The app is not intended to replace the user interface panel, which is the primary source of information to which the patient should refer when operating the device.
- Connection of the Inogen Portable Concentrator to a Bluetooth connection that includes other equipment could result in previously unidentified risks to patients, operators or other third parties. The responsible organization should identify, analyze, evaluate and control these risks. Subsequent changes to the Bluetooth connection could introduce new risks and require additional analysis. Changes to the Bluetooth connection include:
 - Changes in the Bluetooth configuration.
 - Connection of additional items to the Bluetooth connection.
 - Disconnecting items from the Bluetooth connection.
 - Update of equipment connected to the Bluetooth connection.
 - Upgrade of equipment connected to the Bluetooth connection.

inogen connect

inogen connect

Pairing

Cybersecurity

Medical device security is a shared responsibility between patients, Device Supplier, and manufacturers of medical devices. Failure to maintain cybersecurity may result in compromised device functionality, loss of data availability or integrity, or exposure of other connected devices or networks to security threats.

If using the Inogen Connect App, it is important to ensure the following:

- Make sure to keep your Operating System updated
- Make sure to keep your app updated
- Make sure to enable passwords
- Turn off the concentrator's Bluetooth when not paired with the **Inogen Connect App**

The **Inogen Connect App** is compatible with a variety of Apple and Android devices. A list of compatible devices can be found in the Apple or Google Play Stores.

Errors and Notification History

The device error history and notifications can be found by selecting the Bell Icon at the top of the Device Dashboard.

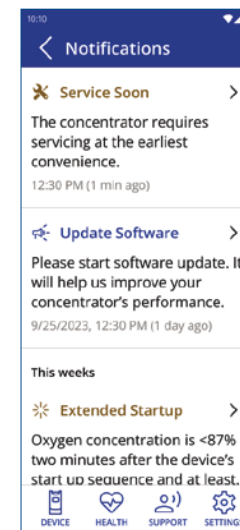
Caution: During periods of connection loss or deterioration, the information displayed on the Inogen Connect App may not accurately represent the state of the Inogen Portable Oxygen Concentrator.”

Trouble Shooting

Problem: Does not connect to Bluetooth.

Possible Cause: Other devices may be causing interference, or the devices are too far apart.

Recommended Solution: Move the concentrator away from other electronic devices and/or move it close to your mobile device.



inogen connect

inogen connect

inogen Inogen, Inc.
www.inogen.com

Location Information. When you use our mobile applications, we receive your precise location information. We may also collect the precise location of your device when the app is running in the foreground or background / when the app is closed. We use your location information to monitor the location of our equipment, locate lost or stolen equipment, perform market analysis, and locate nearby service representatives and branch offices. We also infer your more general location information (for example, your IP address may indicate your more general geographic region). We may disclose the information we collect about you (including your location information) with homecare providers involved in your care.