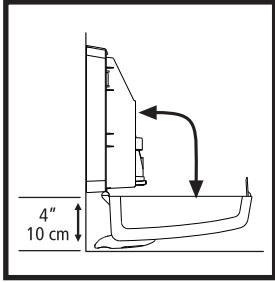


# GOJO NXT® MAXIMUM CAPACITY™ DISPENSER INSTALLATION INSTRUCTIONS

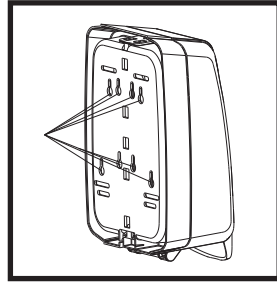
These instructions apply to GOJO®, PURELL®, PROVON® and MICRELL® brand NXT MAXIMUM CAPACITY dispensers.

*Please carefully read all instructions before installing and using the dispenser.*

## ATTENTION

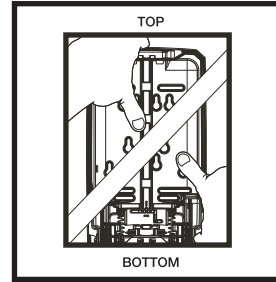


Install the dispenser at least 4" (10 cm) above counter top.



This dispenser is equipped with a universal back plate to allow for easy installation. Before drilling, open dispenser and check existing hard-ware on wall for alignment.

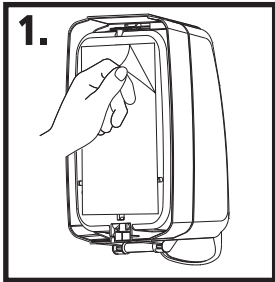
## IMPORTANT NOTE



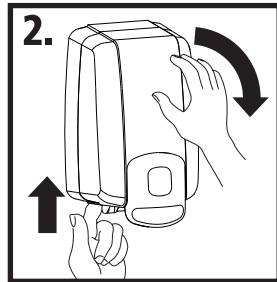
For proper dispenser tape adhesion: Press firmly all around backplate as shown in figure for 30 seconds.  
**For maximum adhesion, do not load refill for 24 hours.**

## Tape Installation

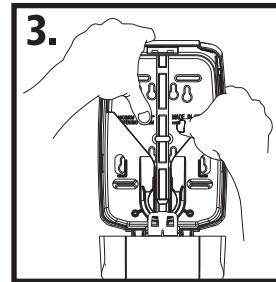
Should only be used for smooth, dry surfaces. Clean installation surface thoroughly. Allow surface to dry for 60 seconds. When installing on marlite wallboard, use scouring cleansing. Rinse and dry thoroughly.



Peel paper off of installation tape and press dispenser firmly into position.



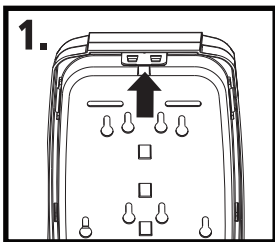
Open dispenser.



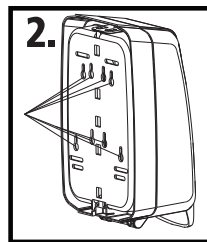
Press firmly on back plate for 30 seconds.

## Fastener Installation

Can be used for installing dispenser on rough surfaces.

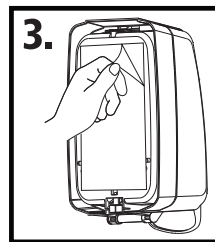


Open dispenser by pushing on cover latch until it releases.

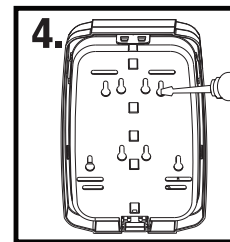


**2a.** Pierce mounting tape at mounting holes. Be sure protective paper remains in place on mounting tape. Using back plate as template, mark and drill center holes in wall using 1/4" (6.3 mm) spiral masonry drill bit or 1/4" (6.3 mm) wood drill bit.

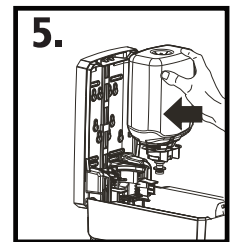
**2b.** Install # 10 x 1" plugs or anchors into holes, flush against surface.  
**2c.** Insert self-tapping type A screws # 10 x 1" into holes in back plate and through mounting tape.



Peel paper off of installation tape, line up fasteners with anchors, and press dispenser firmly into position.



Tighten fasteners securely. Be careful not to over-tighten.



Insert refill into dispenser with nozzle facing down.



GOJO Industries, Inc.  
One GOJO Plaza, Suite 500  
P.O. Box 991 • Akron, OH 44309-0991  
Tel: 1-330-255-6000 • Toll-free: 1-800-321-9647  
Fax: 1-800-FAX-GOJO