




FERNO

Model 255 StoNet™ Equipment Holder

Part Number
081-9503-00



**Users'
Manual**

Safety Information

Safety Alerts

The following safety alerts identify hazards to avoid when using the StoNet.

WARNING
Improper use can cause injury and damage. Use and maintain this product only as described in this manual.

WARNING
An unbalanced transporter can tip and cause injury. Do not overload the StoNet. Comply with the load limit.

Bloodborne Disease Notice

OSHA requires employers to protect workers from workplace exposure to bloodborne diseases such as HIV-1 and hepatitis. To reduce the risk of exposure when using the StoNet, follow the maintenance instructions in this manual.

For more information, contact:
U.S. Department of Labor
OSHA
Office of Public Affairs
Room N-3647
200 Constitution Ave., N.W.
Washington, DC 20210.

Using the StoNet

Product Description

The Model 255 StoNet Equipment Holder (StoNet) is a device to carry and store equipment on a mobile transporter. The StoNet is Ferno-approved for use only with Model(s) 35A and 35A+ Mobile Transporters.

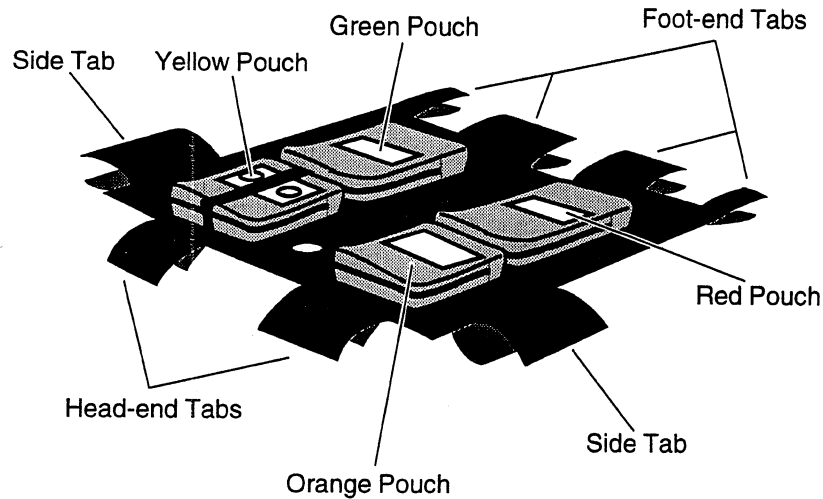
The StoNet is made of nylon fabric. There are four pouches for storage. Each pouch is color-coded and has a zippered closure. Velcro® tabs attach the StoNet to the transporter.

Specifications

Length 20 in 51 cm
Width 19 in 48 cm
Height 3 in 8 cm
Weight 6 oz 170 g
Load Limit (max) ... 25 lb 11 kg

Specifications are rounded to whole numbers. Ferno reserves the right to change specifications without notice. For detailed information, call Ferno Customer Service (page 4).

Components



Guidelines for Use

- The StoNet is for professional use only.
- Use the StoNet only as described in this manual.
- Establish and follow a maintenance schedule for the StoNet.

Installation

Step 1. Raise the backrest on the transporter to its highest position. Place the fold-down frame on the transporter in its up position.

Step 2. Lay the StoNet on the fold-down frame. The orange and yellow pouches go toward the head end.

Step 3. Use the tabs to fasten the StoNet to the transporter. The side tabs go around the fold-down frame (between the loading-wheel fork and the stop ring). The head-end tabs go

around the safety-bar crosstube. The foot-end tabs go around the backrest crosstube at the base of the backrest. The installed StoNet should appear as shown (Figure 1).

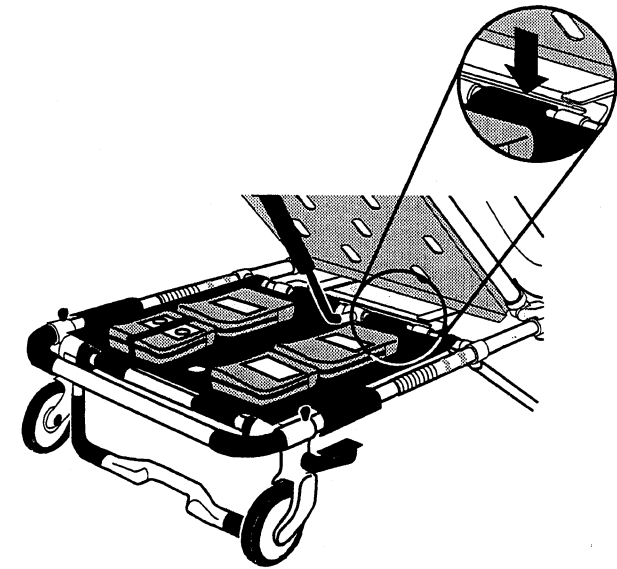


Figure 1

Loading the StoNet

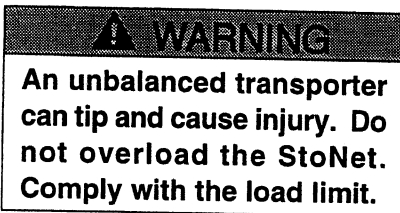
Use the pouches to carry small items such as gloves, oxygen cannulas, I.V. setups, first aid supplies, small items belonging to the patient, etc. The yellow pouch has dispenser holes for disposable gloves, and is marked for medium and large sizes.

Whenever possible, load items in the pouches. Items placed loose on the StoNet can fall off and/or become entangled in the transporter mechanism.

Items carried in the StoNet add weight to the head end of the

Using the StoNet (continued)

transporter. The added weight can change the way the transporter handles. Observe the 25 lb. load limit for the StoNet and practice operating the StoNet-equipped transporter before using it in service.



Maintenance

Cleaning: Take all supplies out of the pouches. Hand-wash the StoNet with warm water and a mild detergent. Use a scrub brush for heavy dirt. Rinse after washing. Allow the StoNet to air dry before placing supplies in the pouches.

Disinfection: Take all supplies out of the pouches. Apply an appropriate disinfectant to all surfaces of the StoNet. Follow the disinfectant manufacturer's directions for use. Allow the StoNet to air dry before placing supplies in the pouches.

Repair: The StoNet is not considered a repairable item. Remove and discard any StoNet showing damage or wear sufficient to interfere with proper attachment and loading.

Customer Service

Customer service and product support are important aspects of each Ferno product.

For assistance with the StoNet, contact Ferno Customer Service at the following:

Ferno-Washington, Inc.
Attn: Customer Service
70 Weil Way
Wilmington, OH 45177-9371
Telephone 800.733.3766
513.382.1451
Fax 513.382.1191

Limited Warranty

Limited Warranty Summary

Ferno-Washington, Inc. (Ferno) warrants the products we manufacture to be free from defects in material and workmanship for one year except as follows:

- A) Soft goods (webbing, vinyl, fabric, foam, etc.) are warranted for 90 days.

This limited warranty applies when you use and care for the product properly. If the product is not used and cared for properly, the warranty is void. The warranty period begins the day the product is shipped from Ferno or the day you receive it if you have proof of the delivery date. Shipping charges are not covered by the limited warranty. We are not liable for shipping damages or damages sustained through using the product.

Limited Warranty Obligation

If a product or part is proven to be defective, Ferno will repair or replace it. At our option, we will refund the product's purchase price. The purchaser accepts these terms in lieu of all damages.

This is a summary of the limited warranty. The actual terms and conditions of the limited warranty and the limitations of liability and disclaimers are available upon request by calling 800-733-3766 or 513-382-1451.