



## NUMERICAL INDEX

6006-U.....	5	8821-A.....	43	66060-P.....	16
6050-U.....	4	8921-A.....	43	66092.....	13
6059-U.....	5	8922-A.....	42	66092B.....	15
6069-U.....	5	8950-A.....	43	66099.....	13
6310.....	18	66000.....	12	66099-AC.....	27
6320.....	19	66000B.....	14	66099-AQ.....	29
6330-P.....	19	66000-S.....	8	66099B.....	15
6340-P.....	19	66000-2S.....	8	66099-S.....	9
6341.....	20	66002.....	13	66099-2S.....	9
6342.....	21	66002B.....	11	66099-SG.....	28
6351.....	21	66010.....	10	67001.....	34
6352.....	21	66010-S.....	6	67002.....	35
6361.....	22	66011.....	11	67021.....	34
6362.....	23	66011-P.....	17	67022.....	36
6810.....	25	66011-S.....	7	67031.....	35
6900.....	39	66020.....	11	67032.....	37
6900-B.....	39	66020-S.....	7	67100.....	32
6901.....	39	66029-P.....	17	67200.....	33
6902.....	38	66022.....	11	67231.....	31
6940.....	40	66022-P.....	17	67232.....	31
6950.....	41	66022-S.....	7	67235.....	30
8711-A.....	42	66011-AC.....	26	67236.....	31
8720-A.....	42	66011-AQ.....	29	67237.....	31
8805-A.....	43	66011-SG.....	28		

**IMPORTANT NOTE TO DISTRIBUTORS DOING BUSINESS IN CALIFORNIA:**

Clinton Industries products drop shipping or to our knowledge being reshipped into California will carry appropriate Safe Harbor Warnings in compliance with California Proposition 65.

For more information on California Proposition 65, go to:

[www.P65Warnings.ca.gov](http://www.P65Warnings.ca.gov)







Clinton Industries has been among the leading suppliers of quality Phlebotomy Equipment for more than two decades.

Designed and built tough in the USA by Clinton Industries, Clinton blood drawing chairs, blood drawing stations, phlebotomy carts and accessories provide comfort and convenience for both the patient and attendant. Plus, only Clinton equipment has the exceptional quality and durability that has made us the choice of many phlebotomists and clinicians across the country and around the world.

Our offering of blood drawing equipment is one of the broadest in the industry and includes features and price points for every budget.

We invite you to examine our products and select your phlebotomy equipment from the one source that is committed to your needs.

*Examine real quality — choose Clinton Industries.*

## SC SERIES BLOOD DRAWING CHAIRS

Practical and affordable, the Clinton SC Series, Blood Drawing Chairs feature casual comfort, a minimal footprint and Clinton quality at some of the best price points in the industry.

### Clinton SC Series Chairs feature:

- Contemporary styling
- Gray powder-coated frame finish
- Adjustable height and depth flip arm
- Flip arm positions in place when in use, then flips out of the way for easy exit
- Optional padded arms available
- 2" contoured, padded seat and backrest or one-piece, E-Z-clean plastic seat
- Height adjustable armrest
- Non-marking, nylon glides
- 300 lbs. load capacity under normal use (136 kg)

### SC Series, Padded, Blood Drawing Chair with Padded Arms

- Contoured padded seat and backrest
- Straight padded flip arm and armrests
- Option -665, ClintonClean™ solid plastic arms available

6050-U			
seat	dimensions	seat height	
	17 1/2" x 18" 44 cm x 46 cm	18" 46 cm	
overall	width	depth	height
	28" 71 cm	25" 64 cm	32" 81 cm
	arms height range		
arms	6" 15 cm		

**IMPORTANT NOTE:** Clinton Blood Drawing Chairs are not engineered to restrain a fainting or falling occupant. The chair's occupant should NEVER be left unattended.



Armrests are adjusted by two star knobs



Adjustable depth flip-arm



6050-U



-665 ClintonClean™ Arms option

### SC Series, Padded, Blood Drawing Chair with Padded Flip Arm and Drawer

- Contoured padded seat and backrest
- Padded flip arm and armrest
- ClintonClean™ drawer top
- One-piece, all-plastic drawer
- Option -665, ClintonClean™ solid plastic arms available

6059-U			
seat	dimensions	seat height	
	17 1/2" x 18" 44 cm x 46 cm	18" 46 cm	
overall	width	depth	height
	36" 91 cm	25" 64 cm	32" 81 cm
	arms height range		
arms	6" 15 cm		



6059-U

### SC Series, Extra-Wide, Padded, Blood Drawing Chair with Padded Flip Arms

- Contoured, padded seat and 2" padded backrest
- Dual, padded flip arms and armrests
- Option -665, ClintonClean™ solid plastic arms available

6006-U			
seat	dimensions	seat height	
	30" x 18" 76 cm x 46 cm	20" 51 cm	
overall	width	depth	height
	43" 109 cm	25" 64 cm	34 1/2" 88 cm
	arms height range		
arms	6" 15 cm		



6006-U

### SC Series, Extra-Wide, Padded, Blood Drawing Chair with Padded Flip Arm and Drawer

- Contoured, padded seat and 2" padded backrest
- Padded flip arm and armrest
- ClintonClean™ drawer top
- One-piece, all-plastic drawer
- Option -665, ClintonClean™ solid plastic arms available

6069-U			
seat	dimensions	seat height	
	30" x 18" 76 cm x 46 cm	20" 51 cm	
overall	width	depth	height
	51 1/2" 131 cm	26 1/2" 67 cm	34 1/2" 88 cm
	arms height range		
arms	6" 15.24 cm		



6069-U

All blood drawing products are non-returnable unless they are unused in unopened, original packaging.

**! WARNING:** This product can expose you to chemicals, including chromium, which is known to the State of California to cause cancer or reproductive toxicity.

For more information go to [www.P65Warnings.ca.gov](http://www.P65Warnings.ca.gov).

**! WARNING:** Products featured on this page can expose you to chemicals, including chromium, which is known to the State of California to cause cancer or reproductive toxicity.

For more information go to [www.P65Warnings.ca.gov](http://www.P65Warnings.ca.gov).



## LAB-X SERIES, BLOOD DRAWING CHAIRS WITH STRAIGHT ARMS

Clinton's Lab X Series, Blood Drawing Chairs with Straight Arms put patient comfort first with a thick, padded, surface supported by a stable, durable, steel, powder-coated frame. Height-adjustable Straight, comfort-form arms make blood drawing easy for the clinician and comfortable for the patient.

### Lab X Series Chairs with Straight Arms feature:

- 1 1/4" square, heavy duty, all-welded, tubular steel, frame (3 cm)
- Adjustable height comfort-form arms
- Optional ClintonClean™ Arms available
- Comfortable, 2" padding throughout (5 cm)
- Neutral Gray, powder-coated frame
- Easy-clean, durable vinyl in a selection of colors
- 400 lbs. load capacity under normal use (181.4 kg)

### Lab X Series, Blood Drawing Chair with Straight Arms

- Padded seat and padded, arched backrest
- Padded comfort arms
- Option -665, ClintonClean™ solid plastic arms

66010-S			
seat	dimensions	seat height	
	17" x 18" 43 cm x 46 cm	20" 51 cm	
overall	width	depth	height
	34" 86 cm	23.5" 60 cm	36" 91 cm
arms	arms height range		
	6" 15 cm		

**IMPORTANT NOTE:** Clinton Blood Drawing Chairs are not engineered to restrain a fainting or falling occupant. The chair's occupant should NEVER be left unattended.



Armrests are adjusted by two star knobs



66010-S

All blood drawing products are non-returnable unless they are unused in unopened, original packaging.

**WARNING:** This product can expose you to chemicals, including chromium, which is known to the State of California to cause cancer or reproductive toxicity.

For more information go to [www.P65Warnings.ca.gov](http://www.P65Warnings.ca.gov).

### Lab X Series, Extra-Tall, Blood Drawing Chair with Straight Padded Arms

- Padded seat and padded, arched backrest
- Height adjustable, padded, straight, comfort-form arms
- Extra height reduces bending for phlebotomist
- Option -665, ClintonClean™ solid plastic arms

66011-S			
seat	dimensions	seat height	
	17" x 18" 43 cm x 46 cm	26" 66 cm	
overall	width	depth	height
	34" 86 cm	23.5" 60 cm	42" 107 cm
arms	arms height range		
	6" 15 cm		



66011-S

### Lab X Series, Blood Drawing Chair with Straight Arm and Drawer

- Padded seat and padded, arched backrest
- One, height adjustable, padded, straight, comfort-form arm
- ClintonClean™ drawer top
- One-piece, all-plastic drawer
- Option -665, ClintonClean™ solid plastic arms

66020-S			
seat	dimensions	seat height	
	35" x 18" 89 cm x 46 cm	20" 51 cm	
overall	width	depth	height
	40" 102 cm	24" 61 cm	36" 91 cm
arms	arms height range		
	6" 15 cm		



66020-S

### Lab X Series, Extra-Tall, Blood Drawing Chair with Straight Padded Arm and Drawer

- Padded seat and padded, arched backrest
- One, height adjustable, padded, straight, comfort-form arm
- ClintonClean™ drawer top
- One-piece, all-plastic drawer
- Extra height reduces bending for phlebotomist
- Option -665, ClintonClean™ solid plastic arms

66022-S			
seat	dimensions	seat height	
	35 x 18" 89 cm x 46 cm	26" 66 cm	
overall	width	depth	height
	40" 102 cm	24" 61 cm	42" 107 cm
arms	arms height range		
	6" 15 cm		



66022-S

**WARNING:** Products featured on this page can expose you to chemicals, including chromium, which is known to the State of California to cause cancer or reproductive toxicity.

For more information go to [www.P65Warnings.ca.gov](http://www.P65Warnings.ca.gov).

## LAB-X SERIES, EXTRA WIDE, BLOOD DRAWING CHAIRS WITH STRAIGHT ARMS

Clinton's Lab X Series, Extra-Wide, Blood Drawing Chairs with Straight Arms put patient comfort first. They feature a thick, padded, extra-wide seat and arched backrest supported by a stable, durable, steel, powder-coated frame, combined with Clinton's economical, straight, comfort-form arms, making these chairs among the best values in the market.

### Lab X Series Chairs, Extra-Wide with Comfort-Form Straight Arms and Flip arms feature:

- 1 1/4" square, heavy duty, all-welded, tubular steel, frame (3 cm)
- Adjustable height comfort-form arms
- Optional ClintonClean™ Arms available
- Comfortable, 2" padding throughout (5 cm)
- Neutral Gray, powder-coated frame
- Easy-clean, durable vinyl in a selection of colors
- 400 lbs. load capacity under normal use (181.4 kg)

### Lab X Series, Extra-Wide, Blood Drawing Chair with Flip arm and One Straight, Comfort-Form Arm

- Contoured padded seat and padded, arched backrest
- Height adjustable, padded, straight, comfort-form arm and flip arm
- Option -665, ClintonClean™ solid plastic arms

#### 66000-S

seat	dimensions	seat height	
	35" x 18" 89 cm x 46 cm	20" 66 cm	
overall	width	depth	height
	46"	26"	36"
	117 cm	66 cm	107 cm
arms	arms height range		
	6" 15 cm		

### Lab X Series, Extra-Wide, Blood Drawing Chair with Two Straight, Comfort-Form Arms

- Contoured padded seat and padded, arched backrest
- Padded comfort straight arms
- Option -665, ClintonClean™ solid plastic arms

#### 66000-2S

seat	dimensions	seat height	
	35" x 18" 89 cm x 46 cm	20" 66 cm	
overall	width	depth	height
	47"	23.5"	36"
	119 cm	60 cm	107 cm
arms	arms height range		
	6" 15 cm		



66099-S

### Lab X Series, Extra-Wide and Extra-Tall, Blood Drawing Chair with Flip Arm and One Straight, Comfort-Form Arm

- Contoured padded seat and padded, arched backrest
- Height adjustable, padded, straight, comfort-form arm and flip arm
- Extra height reduces bending for phlebotomist
- Option -665, ClintonClean™ solid plastic arms

#### 66099-S

seat	dimensions	seat height	
	35" x 18" 89 cm x 46 cm	26" 66 cm	
overall	width	depth	height
	46"	26"	42"
	117 cm	66 cm	107 cm
arms	arms height range		
	6" 15 cm		

### Lab X Series, Extra-Wide and Extra-Tall, Blood Drawing Chair with Two Straight, Comfort-Form Arms

- Contoured padded seat and padded, arched backrest
- Height adjustable, padded, straight, comfort-form arms
- Extra height reduces bending for phlebotomist
- Option -665, ClintonClean™ solid plastic arms

#### 66099-2S

seat	dimensions	seat height	
	35" x 18" 89 cm x 46 cm	26" 66 cm	
overall	width	depth	height
	47"	23.5"	42"
	119 cm	60 cm	107 cm
arms	arms height range		
	6" 15 cm		



66099-2S



66000-S



66000-2S

**IMPORTANT NOTE:** Clinton Blood Drawing Chairs are not engineered to restrain a fainting or falling occupant. The chair's occupant should NEVER be left unattended.

All blood drawing products are non-returnable unless they are unused in unopened, original packaging.

**WARNING:** This product can expose you to chemicals, including chromium, which is known to the State of California to cause cancer or reproductive toxicity.

For more information go to [www.P65Warnings.ca.gov](http://www.P65Warnings.ca.gov).

All blood drawing products are non-returnable unless they are unused in unopened, original packaging.

**WARNING:** This product can expose you to chemicals, including chromium, which is known to the State of California to cause cancer or reproductive toxicity.

For more information go to [www.P65Warnings.ca.gov](http://www.P65Warnings.ca.gov).



## LAB-X SERIES, BLOOD DRAWING CHAIRS

Clinton's Lab X Series, Blood Drawing Chairs put patient comfort first. A thick, padded, contoured seat and arched backrest are supported by a stable, durable, steel, powder-coated frame. Height-adjustable arms make operation easy for clinician and comfortable for patient.

### Lab X Series Chairs feature:

- 1 1/4" square, heavy duty, all-welded, tubular steel, frame (3 cm)
- Adjustable height and depth flip arm
- Flip arm positions in place when in use, then flips out of the way for easy exit
- Optional ClintonClean™ Arms available
- Comfortable, 2" padding throughout (5 cm)
- Neutral Gray, powder-coated frame
- Height adjustable armrest
- ClintonClean™ elbow rest
- Easy-clean, durable vinyl in a selection of colors
- 400 lbs. load capacity under normal use (181.4 kg)



Armrests are adjusted by two star knobs



Adjustable depth flip-arm



66010



-665 ClintonClean™ Arms option

### Lab X Series, Blood Drawing Chair with Padded Arms

- Contoured padded seat and padded, arched backrest
- Padded flip arm & stationary arm
- Option -665, ClintonClean™ solid plastic arms

#### 66010

	dimensions	seat height	
seat	17 1/2" x 18" 44 cm x 46 cm	19" 48 cm	
overall	width	depth	height
	31" 79 cm	26" 66 cm	36" 91 cm
	arms height range		
arms	6" 15 cm		

**IMPORTANT NOTE:** Clinton Blood Drawing Chairs are not engineered to restrain a fainting or falling occupant. The chair's occupant should NEVER be left unattended.

### Lab X Series, Blood Drawing Chair with Padded Flip Arm and Drawer

- Contoured padded seat and padded, arched backrest
- Padded flip arm
- ClintonClean™ drawer top
- One-piece, all-plastic drawer
- Option -665, ClintonClean™ solid plastic arms

#### 66020

	dimensions	seat height	
seat	17 1/2" x 18" 44.45 cm x 45.72 cm	20" 50.8 cm	
overall	width	depth	height
	38" 97 cm	27" 69 cm	36" 91 cm
	arms height range		
arms	6" 15 cm		



66020

### Lab X Series, Extra-Tall, Blood Drawing Chair with Padded Arms

- Contoured padded seat and padded, arched backrest
- Padded flip arm & stationary arm
- Extra height reduces bending for phlebotomist
- Option -665, ClintonClean™ solid plastic arms

#### 66011

	dimensions	seat height	
seat	17 1/2" x 18" 44 cm x 46 cm	26" 66 cm	
overall	width	depth	height
	31" 79 cm	27" 69 cm	42 1/2" 108 cm
	arms height range		
arms	6" 15 cm		



66011

### Lab X Series, Extra-Tall, Blood Drawing Chair with Padded Flip Arm and Drawer

- Contoured padded seat and padded, arched backrest
- Padded flip arm
- ClintonClean™ drawer top
- One-piece, all-plastic drawer
- Extra height reduces bending for phlebotomist
- Option -665, ClintonClean™ solid plastic arms

#### 66022

	dimensions	seat height	
seat	17 1/2" x 18" 44 cm x 46 cm	26" 66 cm	
overall	width	depth	height
	38" 97 cm	27" 69 cm	42 1/2" 108 cm
	arms height range		
arms	6" 15 cm		



66022

All blood drawing products are non-returnable unless they are unused in unopened, original packaging.

**⚠️ WARNING:** This product can expose you to chemicals, including chromium, which is known to the State of California to cause cancer or reproductive toxicity.

For more information go to [www.P65Warnings.ca.gov](http://www.P65Warnings.ca.gov).

**⚠️ WARNING:** Products featured on this page can expose you to chemicals, including chromium, which is known to the State of California to cause cancer or reproductive toxicity.

For more information go to [www.P65Warnings.ca.gov](http://www.P65Warnings.ca.gov).

## LAB-X SERIES, EXTRA-WIDE, BLOOD DRAWING CHAIRS

Clinton's Lab X Series, Extra-Wide, Blood Drawing Chairs feature thick padded surfaces supported by a durable steel frame. The additional width can accommodate a larger patient, or a parent and a child.

### Lab X Series, Extra-Wide Chairs feature:

- A full 35" wide seat to accommodate a larger patient or parent and child (89 cm)
- 1 1/4" square, heavy duty, all-welded, tubular steel frame (3 cm)
- Adjustable height and depth flip arm(s)
- Flip arm(s) positions in place when in use, then flips out of the way for easy exit
- ClintonClean™ elbow rest
- Optional ClintonClean™ arms available
- Comfortable 2" padding throughout (5 cm)
- Neutral Gray, powder-coated frame
- Easy-clean, durable vinyl in a selection of colors
- 400 lbs. combined load capacity under normal use (181.4 kg)

### Lab X Series, Extra-Wide, Blood Drawing Chair with Padded Arms

- Padded seat and backrest
- Dual, padded flip arms
- Option -665, ClintonClean™ solid plastic arms available

66000			
seat	dimensions	seat height	
	35" x 18" 89 cm x 46 cm	20" 51 cm	
overall	width	depth	height
	46"	26"	36"
	117 cm	66 cm	91 cm
arms	arms height range		
	6" 15 cm		

**IMPORTANT NOTE:** Clinton Blood Chairs are not engineered to restrain a fainting or falling occupant. The chair's occupant should NEVER be left unattended.



Armrests are adjusted by two star knobs



Adjustable depth flip-arm



-665 ClintonClean™ Arms option

All blood drawing products are non-returnable unless they are unused in unopened, original packaging.

**⚠ WARNING:** This product can expose you to chemicals, including chromium, which is known to the State of California to cause cancer or reproductive toxicity.

For more information go to [www.P65Warnings.ca.gov](http://www.P65Warnings.ca.gov).

### Lab X Series, Extra-Wide, Blood Drawing Chair with Padded Flip Arm and Drawer

- Padded seat and backrest
- Padded flip arm
- ClintonClean™ drawer top
- One-piece, all-plastic drawer
- Option -665, ClintonClean™ solid plastic arms available

66002			
seat	dimensions	seat height	
	35" x 18" 89 cm x 46 cm	20" 51 cm	
overall	width	depth	height
	53"	26"	36"
	135 cm	66 cm	91 cm
arms	arms height range		
	6" 15 cm		

### Lab X Series, Extra-Wide & Extra-Tall, Blood Drawing Chair with Padded Arms

- Padded seat and backrest
- Dual, padded flip arms
- Extra height reduces bending for phlebotomist
- Option -665, ClintonClean™ solid plastic arms available

66099			
seat	dimensions	seat height	
	35" x 18" 89 cm x 45.72 cm	26" 66 cm	
overall	width	depth	height
	46"	26"	42 1/2"
	117 cm	66 cm	108 cm
arms	arms height range		
	6" 15 cm		

### Lab X Series, Extra-Wide & Extra-Tall, Blood Drawing Chair with Padded Flip Arm and Drawer

- Padded seat and backrest
- Padded flip arm
- ClintonClean™ drawer top
- One-piece, all-plastic drawer
- Extra height reduces bending for phlebotomist
- Option -665, ClintonClean™ solid plastic arms available

66092			
seat	dimensions	seat height	
	35" x 18" 89 cm x 45.72 cm	26" 66 cm	
overall	width	depth	height
	53"	26"	42 1/2"
	135 cm	66 cm	108 cm
arms	arms height range		
	6" 15 cm		



66002



66099



66092

**⚠ WARNING:** Products featured on this page can expose you to chemicals, including chromium, which is known to the State of California to cause cancer or reproductive toxicity.

For more information go to [www.P65Warnings.ca.gov](http://www.P65Warnings.ca.gov).



## LAB-X SERIES, BARIATRIC, BLOOD DRAWING CHAIRS


Built tough enough to support 700 lbs. under normal use, the Clinton Lab X Series, Bariatric, Blood Drawing Chairs are in a class by themselves. Sturdy, steel construction is combined with thick foam padding to provide an extra measure of comfort and security for larger patients.

### Lab X Bariatric Series Chairs feature:

- A full 35" wide seat (89 cm)
- 1 1/4" square, heavy duty, all-welded, tubular steel frame (3 cm)
- Extra steel center support
- Adjustable height and depth flip arm(s)
- Flip arm(s) positions in place when in use, then flips out of the way for easy exit
- ClintonClean™ elbow rest
- Optional ClintonClean™ arms available
- Comfortable 2" padding throughout (5 cm)
- Neutral Gray powder-coated frame
- Adjustable foot levelers
- Easy-clean, durable vinyl in a selection of colors
- 700 lbs. combined load capacity under normal use (181.4 kg)



Armrests are adjusted by two star knobs



Adjustable depth flip-arm



66000B



-665 ClintonClean™ Arms option

### Lab X Series, Bariatric, Blood Drawing Chair with Padded Arms

- Padded seat and backrest
- Dual, padded flip arms and armrests
- Option -665, ClintonClean™ solid plastic arms available

#### 66000B

	dimensions	seat height	
seat	35" x 21" 89 cm x 53 cm	20" 51 cm	
overall	width	depth	height
	46" 117 cm	29" 74 cm	36" 91 cm
arms	arms height range		
	6" 15 cm		

**IMPORTANT NOTE:** Clinton Blood Chairs are not engineered to restrain a fainting or falling occupant. The chair's occupant should NEVER be left unattended.

### Lab X Series, Bariatric, Blood Drawing Chair with Padded Flip Arm and Drawer

- Padded seat and backrest
- Padded flip arm and armrest
- ClintonClean™ drawer top
- One-piece, all-plastic drawer
- Option -665, ClintonClean™ solid plastic arms available

#### 66002B

	dimensions	seat height	
seat	35" x 21" 89 cm x 53 cm	20" 51 cm	
overall	width	depth	height
	53" 135 cm	29" 74 cm	36" 91 cm
arms	arms height range		
	6" 15 cm		



66002B

### Lab X Series, Bariatric, Extra-Tall, Blood Drawing Chair with Padded Arms

- Padded seat and backrest
- Dual, padded flip arms and armrests
- Extra height reduces bending for phlebotomist
- Option -665, ClintonClean™ solid plastic arms available

#### 66099B

	dimensions	seat height	
seat	35" x 21" 89 cm x 53 cm	26" 66 cm	
overall	width	depth	height
	46" 117 cm	29" 74 cm	42 1/2" 108 cm
arms	arms height range		
	6" 15 cm		



66099B

### Lab X Series, Bariatric, Extra-Tall, Blood Drawing Chair with Padded Flip Arm and Drawer

- Padded seat and backrest
- Padded flip arm and armrest
- ClintonClean™ drawer top
- One-piece, all-plastic drawer
- Extra height reduces bending for phlebotomist
- Option -665, ClintonClean™ solid plastic arms available

#### 66092B

	dimensions	seat height	
seat	35" x 21" 89 cm x 53 cm	26" 66 cm	
overall	width	depth	height
	53" 135 cm	29" 74 cm	42 1/2" 108 cm
arms	arms height range		
	6" 15 cm		



66092B

**WARNING:** Products featured on this page can expose you to chemicals, including chromium, which is known to the State of California to cause cancer or reproductive toxicity.

For more information go to [www.P65Warnings.ca.gov](http://www.P65Warnings.ca.gov).

**WARNING:** This product can expose you to chemicals, including chromium, which is known to the State of California to cause cancer or reproductive toxicity.

For more information go to [www.P65Warnings.ca.gov](http://www.P65Warnings.ca.gov).

## STANDARD LAB SERIES, BLOOD DRAWING CHAIRS

The contemporary look of a Clinton E-Z-Clean seat is combined with our classic, ultra-durable, steel powder-coated frame to provide an even more affordable option when selecting blood drawing chairs.

### Standard Lab Series Chairs feature:

- 1 1/4" square, heavy duty, all-welded, tubular steel, frame (3 cm)
- Adjustable height and depth flip arm
- Flip arm positions in place when in use, then flips out of the way for easy exit
- Optional padded arms available
- E-Z-Clean, one-piece, black, plastic seat
- Neutral Gray powder-coated frame
- Height adjustable armrest
- 300 lbs. load capacity under normal use (136 kg)

### Standard Lab Series, Blood Drawing Chair with ClintonClean™ Arms

- E-Z-Clean, one-piece, black, plastic seat
- ClintonClean™ flip arm and armrests
- Option -665, ClintonClean™ solid plastic arms available

66060-P		
seat	dimensions	seat height
	18" x 17" 46 cm x 43 cm	20" 51 cm
overall	width	depth
	31" 79	28" 71 cm
arms	arms height range	
	6" 15 cm	

**IMPORTANT NOTE:** Clinton Blood Drawing Chairs are not engineered to restrain a fainting or falling occupant. The chair's occupant should NEVER be left unattended.



Armrests are adjusted by two star knobs



Adjustable depth flip-arm



66060-P



-600 Padded Arms option

### Standard Lab Series, Blood Drawing Chair with ClintonClean™ Flip Arm and Drawer

- E-Z-Clean, one-piece, black, plastic seat
- ClintonClean™ flip arm and armrest
- ClintonClean™ drawer top
- One-piece, all-plastic drawer
- Option -665, ClintonClean™ solid plastic arms available

66029-P		
seat	dimensions	seat height
	18" x 17" 46 cm x 43 cm	20" 51 cm
overall	width	depth
	40" 102 cm	28" 71 cm
arms	arms height range	
	6" 15 cm	



66029-P



66011-P

### Standard Lab Series, Extra-Tall, Blood Drawing Chair with ClintonClean™ Arms

- E-Z-Clean, one-piece, black, plastic seat
- ClintonClean™ flip arm and armrests
- Extra height reduces bending for phlebotomist
- Option -600, padded arms available

66011-P		
seat	dimensions	seat height
	18" x 17" 46 cm x 43 cm	26" 66 cm
overall	width	depth
	31" 79 cm	28" 71 cm
arms	arms height range	
	6" 15 cm	

### Standard Lab Series, Extra-Tall, Blood Drawing Chair with ClintonClean™ Flip Arm and Drawer

- E-Z-Clean, one-piece, black, plastic seat
- ClintonClean™ flip arm
- ClintonClean™ drawer top
- One-piece, all-plastic drawer
- Extra height reduces bending for phlebotomist
- Option -600, padded arms available

66022-P		
seat	dimensions	seat height
	18" x 17" 45.72 cm x 43.18 cm	26" 66 cm
overall	width	depth
	40" 101.6 cm	28" 71.12 cm
arms	arms height range	
	6" 15.24 cm	



66022-P

All blood drawing products are non-returnable unless they are unused in unopened, original packaging.

**⚠ WARNING:** This product can expose you to chemicals, including chromium, which is known to the State of California to cause cancer or reproductive toxicity.

For more information go to [www.P65Warnings.ca.gov](http://www.P65Warnings.ca.gov).

**⚠ WARNING:** Products featured on this page can expose you to chemicals, including chromium, which is known to the State of California to cause cancer or reproductive toxicity.

For more information go to [www.P65Warnings.ca.gov](http://www.P65Warnings.ca.gov).



## H SERIES, BLOOD DRAWING CHAIRS

Clinton puts stable, hydraulic lift right where it is needed in the H Series Blood Drawing Chairs. A thick foam padded seat and backrest helps keep the patient comfortable, while the clinician positions the patient by using the chair's large, convenient foot pedal. The chair rotates freely and then can be placed snugly into position when the foot pedal is raised. Pump action on the pedal raises the chair to desired height level.

### H Series, Blood Drawing Chairs feature:

- 1 1/4" square, heavy duty, all-welded, tubular steel, neutral gray, powder-coated seat frame (3.18 cm)
- Polished chrome base with black bumper
- Comfortable footrest
- Large pump-action foot pedal with snug-lock rotation
- Adjustable height and depth flip arm
- Flip arm positions in place when in use, then flips out of the way for easy exit
- Optional ClintonClean™ or padded arms available
- Height adjustable armrest
- Thick padded seat and padded, arched backrest, or E-Z-Clean, one-piece, black, plastic seat
- Easy-clean, durable vinyl in a selection of colors
- 300 lbs. load capacity under normal use (136 kg)



Armrests are adjusted by two star knobs



Adjustable depth flip-arm



-665 ClintonClean™ Arms option

### H Series, Padded, Blood Drawing Chair with Padded Arms

- Padded seat and backrest
- Seat is slanted back 6° for comfort and stability
- Padded flip arm and armrests
- Option -665, ClintonClean™ solid plastic arms available

#### 6310

	dimensions	seat height range
seat	21" x 19 1/2" 53 cm x 50 cm	20 1/4"-27 1/2" 51 cm - 70 cm
overall	width 30 3/4" 78 cm	depth 30" 76 cm
arms	arms height range 8" 20 cm	

**IMPORTANT NOTE:** Clinton Blood Chairs are not engineered to restrain a fainting or falling occupant. The chair's occupant should NEVER be left unattended.



All blood drawing products are non-returnable unless they are unused in unopened, original packaging.

**⚠ WARNING:** This product can expose you to chemicals, including chromium, which is known to the State of California to cause cancer or reproductive toxicity.

For more information go to [www.P65Warnings.ca.gov](http://www.P65Warnings.ca.gov).

### H Series, Padded, Blood Drawing Chair with Padded Flip Arm and Drawer

- Padded seat and backrest
- Seat is slanted back 6° for comfort and stability
- Padded flip arm and armrest
- ClintonClean™ drawer top (**NOTE: Due to the 6° slant, objects should not be placed on the drawer top**)
- One-piece, all-plastic drawer
- Option -665, ClintonClean™ solid plastic arms available

#### 6320

	dimensions	seat height range
seat	21" x 19 1/2" 53 cm x 50 cm	20 1/4"-27 1/2" 51 cm - 70 cm
overall	width 38" 97 cm	depth 30" 76 cm
arms	arms height range 8" 20 cm	



6320

### H Series, E-Z-Clean, Blood Drawing Chair with ClintonClean™ Arms

- E-Z-Clean, one-piece, black, plastic seat
- Seat is slanted back 6° for comfort and stability
- ClintonClean™ flip arm and armrests
- Option -600, padded arms available

#### 6330-P

	dimensions	seat height range
seat	18" x 17" 46 cm x 43 cm	20 1/4"-27 1/2" 51 cm - 70 cm
overall	width 30 3/4" 78 cm	depth 30" 76 cm
arms	arms height range 8" 18 cm	



6330-P



1 Padded Arms option

### H Series, E-Z-Clean, Blood Drawing Chair with ClintonClean™ Flip Arm and Drawer

- E-Z-Clean, one-piece, black, plastic seat
- Seat is slanted back 6° for comfort and stability
- ClintonClean™ flip arm and armrest
- ClintonClean™ drawer top (**NOTE: Due to the 6° slant, objects should not be placed on the drawer top**)
- One-piece, all-plastic drawer
- Option -600, padded arms available

#### 6340-P

	dimensions	seat height range
seat	18" x 17" 46 cm x 43 cm	20 1/4"-27 1/2" 51 cm - 70 cm
overall	width 38" 97 cm	depth 30" 76 cm
arms	arms height range 8" 18 cm	



6340-P

**⚠ WARNING:** Products featured on this page can expose you to chemicals, including chromium, which is known to the State of California to cause cancer or reproductive toxicity.

For more information go to [www.P65Warnings.ca.gov](http://www.P65Warnings.ca.gov).

## POWER SERIES, BLOOD DRAWING CHAIRS

Clinton Power Series, Blood Drawing Chairs are the top of the Clinton Line. Great looks, smooth electric height adjustment and the classic comfort of Clinton padded surfaces make the Clinton Power Series some of the best power chairs in their class.

### Power Series, Blood Drawing Chairs feature:

- 1 1/4" square, heavy duty, all-welded, tubular steel, neutral gray, powder-coated frame (3 cm)
- Contemporary, brushed aluminum, motor casing
- Power supplies and motors meet UL 60601-1 and CAN/CSA C22.2 601.1
- Hands-free, foot pedal controller
- Adjustable height and depth flip arm
- Flip arm(s) positions in place when in use, then flips out of the way for easy exit
- Optional ClintonClean™ arms available
- Height adjustable armrest
- Easy-clean, durable vinyl in a selection of colors
- 375 lbs. load capacity under normal use (170 kg)



Armrests are adjusted by two star knobs



Adjustable depth flip-arm



-665 ClintonClean™ Arms option



### Power Series, Blood Drawing Chair with Padded Arms

- Padded seat and backrest
- Padded flip arm and armrests
- Option -665, ClintonClean™ solid plastic arms available

#### 6341

	dimensions	seat height range
seat	21" x 18" 53 cm x 46 cm	21 1/2"-29 1/2" 55 cm - 75 cm
overall	width	depth
	32" 81 cm	30" 76 cm
arms	arms height range	
	8" 20 cm	

**IMPORTANT NOTE:** Clinton Blood Drawing Chairs are not engineered to restrain a fainting or falling occupant. The chair's occupant should NEVER be left unattended.

### Power Series, Blood Drawing Chair with Padded Flip Arm and Drawer

- Padded seat and backrest
- Padded flip arm and armrest
- ClintonClean™ drawer top
- One-piece, all-plastic drawer
- Option -665, ClintonClean™ solid plastic arms available

#### 6342

	dimensions	seat height range
seat	21" x 18" 53 cm x 46 cm	21 1/2"-29 1/2" 55 cm - 75 cm
overall	width	depth
	38 3/4" 98 cm	30" 76 cm
arms	arms height range	
	8" 20 cm	

### Power Series, Extra-Wide, Blood Drawing Chair with Padded Arms

- Padded seat and backrest
- Dual, padded flip arms and armrests
- Option -665, ClintonClean™ solid plastic arms available

#### 6351

	dimensions	seat height range
seat	30" x 18" 76 cm x 46 cm	21 1/2"-29 1/2" 55 cm - 75 cm
overall	width	depth
	40" 102 cm	30" 76 cm
arms	arms height range	
	8" 20 cm	

### Power Series, Extra-Wide, Blood Drawing Chair with Padded Flip Arm and Drawer

- Padded seat and backrest
- Padded flip arm and armrest
- ClintonClean™ drawer top
- One-piece, all-plastic drawer
- Option -665, ClintonClean™ solid plastic arms available

#### 6352

	dimensions	seat height range
seat	30" x 18" 76 cm x 46 cm	21 1/2"-29 1/2" 55 cm - 75 cm
overall	width	depth
	48" 122 cm	30" 76 cm
arms	arms height range	
	8" 20 cm	



6342



6351



6352

All blood drawing products are non-returnable unless they are unused in unopened, original packaging.

**WARNING:** This product can expose you to chemicals, including chromium, which is known to the State of California to cause cancer or reproductive toxicity.

For more information go to [www.P65Warnings.ca.gov](http://www.P65Warnings.ca.gov).

**WARNING:** Products featured on this page can expose you to chemicals, including chromium, which is known to the State of California to cause cancer or reproductive toxicity.

For more information go to [www.P65Warnings.ca.gov](http://www.P65Warnings.ca.gov).



## POWER SERIES, BARIATRIC, BLOOD DRAWING CHAIRS

Clinton does the heavy lifting by putting bariatric patients in comfortable range of the phlebotomist. Clinton Power Series, Bariatric, Blood Drawing Chairs feature two powerful motors that combined have the power to lift up to 850 pounds. The travel is smooth and the chair is comfortable with an extra-wide, padded seat and padded backrest.

### Power Series, Bariatric Blood Drawing Chairs feature:

- 1 1/4" square, heavy duty, all-welded, tubular steel, neutral gray, powder-coated frame (3.18 cm)
- Contemporary, brushed aluminum, motor casings
- Power supplies and motors meet UL 60601-1 and CAN/CSA C22.2 601.1
- Hands-free, foot pedal controller
- Adjustable height and depth flip arm(s)
- Flip arm(s) positions in place when in use, then flips out of the way for easy exit
- Optional ClintonClean™ arms available
- Easy-clean, durable vinyl in a selection of colors
- 850 lbs. combined load capacity under normal use (386 kg)

**IMPORTANT NOTE:** Clinton Blood Drawing Chairs are not engineered to restrain a fainting or falling occupant. The chair's occupant should NEVER be left unattended.



- Power Series, Bariatric, Blood Drawing Chair with Padded Arms**
- Padded seat and backrest
  - Dual, padded flip arms and armrests
  - Option -665, ClintonClean™ solid plastic arms available

6361		
	dimensions	seat height range
seat	35" x 20" 89 cm x 51 cm	21 1/2"–29 1/2" 55 cm – 75 cm
overall	width	depth
	45" 102 cm	32" 81 cm
arms	arms height range	
	8" 20 cm	

- Power Series, Bariatric, Blood Drawing Chair with Padded Flip Arm and Drawer**
- Padded seat and backrest
  - Padded flip arm and armrest
  - ClintonClean™ drawer top
  - One-piece, all-plastic drawer
  - Option -665, ClintonClean™ solid plastic arms available

6362		
	dimensions	seat height range
seat	35" x 20" 89 cm x 51 cm	21 1/2"–29 1/2" 55 cm – 75 cm
overall	width	depth
	52" 132 cm	32" 81 cm
arms	arms height range	
	8" 20 cm	



-665 Option, ClintonClean™ solid plastic arms



All blood drawing products are non-returnable unless they are unused in unopened, original packaging.

**WARNING:** This product can expose you to chemicals, including chromium, which is known to the State of California to cause cancer or reproductive toxicity.

For more information go to [www.P65Warnings.ca.gov](http://www.P65Warnings.ca.gov).

**WARNING:** This product can expose you to chemicals, including chromium, which is known to the State of California to cause cancer or reproductive toxicity.

For more information go to [www.P65Warnings.ca.gov](http://www.P65Warnings.ca.gov).



Optimal height and the correct position of the patient are easy with Clinton's Recliner Series, Blood Drawing Chair. This chair features a height travel range of eight inches, as well as reclining positions for upper body and legs to accommodate different procedures.

The Recliner Series, Blood Drawing Chair features:

- Smooth, fully electric reclining and height adjustment
- Self leveling arms and synchronized footrest that move with chair's seat and backrest
- Keeps patients comfortable and may better accommodate patients who may faint during a procedure
- Power supplies and motors meet UL 60601-1 and CAN/CSA C22.2 601.1
- Hand controller
- All-welded, steel, neutral gray, powder-coated frame
- Heavy duty, all-welded, steel frame
- Padded seat, backrest, armrests and footrest
- Armrests flip up out of the way for easy entry and exit
- Adjustable foot levelers
- Easy-clean, durable, vinyl in a selection of colors
- 375 lbs. load capacity under normal use (170 kg)

**Recliner Series, Hi-Lo Blood Drawing Chair**

6810				
seat	width	depth	seat height range	
	20 <sup>1</sup> / <sub>2</sub> " 52 cm	17" 43 cm	22"-30" 56 cm - 76 cm	
back	width	height	angle	
	20" 51 cm	32" 81 cm	25°- 75°	
footrest	width	depth	angle	
	19 <sup>1</sup> / <sub>2</sub> " 50 cm	14" 36 cm	5°- 90°	
overall	width	height	length retracted	length extended
	35" 89 cm	50" 127 cm	35" 89 cm	66" 168 cm
	width between armrests			
	21" 53 cm			

**IMPORTANT NOTE:** Clinton Blood Drawing Chairs are not engineered to restrain a fainting or falling occupant. The chair's occupant should NEVER be left unattended.



Full reclining position



6810

Full upright position

All blood drawing products are non-returnable unless they are unused in unopened, original packaging.

**⚠️ WARNING:** This product can expose you to chemicals, including chromium, which is known to the State of California to cause cancer or reproductive toxicity.

For more information go to [www.P65Warnings.ca.gov](http://www.P65Warnings.ca.gov).



## PEDEATRIC BLOOD DRAWING CHAIRS

Colorful and amusing, these Clinton Kids™ pediatric chairs provide children with a whimsical distraction before and during the procedure. Plus, their extra height places the patient at an optimal height for the clinician.

### Pediatric Series, Blood Drawing Chairs feature:

- Custom high pressure, Clinton Kids™, laminate flip arm and armrest
- Easy-clean laminate arm surfaces with black, T-molded edges
- Graphics are embedded in the laminate and are not affected by cleaning with standard disinfectants
- ClintonClean™ elbow rest
- Adjustable height and depth flip arm
- Flip arm(s) positions in place when in use, then flips out of the way for easy exit
- Height adjustable armrest
- Padded, contoured seat
- Thick, padded backrest
- Extra height reduces bending for phlebotomist
- Special color frame
- Special pediatric color vinyl upholstery on seat and back
- Adjustable foot levelers
- Chairs are engineered for use by adults or children
- 400 lbs. load capacity under normal use (181.43 kg)

### Pediatric Series/Arctic Circle, Blood Drawing Chair

- Custom laminate, Arctic Circle flip arm and right armrest
- Arctic White frame
- Wedgewood vinyl upholstery

#### 66011-AC

seat	dimensions	seat height	
	17 1/2" x 18" 44 cm x 46 cm	26" 66 cm	
overall	width	depth	height
	31" 79 cm	27" 69 cm	42 1/2" 108 cm
	arms height range		
arms	6" 15 cm		

**IMPORTANT NOTE:** Clinton Blood Drawing Chairs are not engineered to restrain a fainting or falling occupant. The chair's occupant, especially children, should NEVER be left unattended.

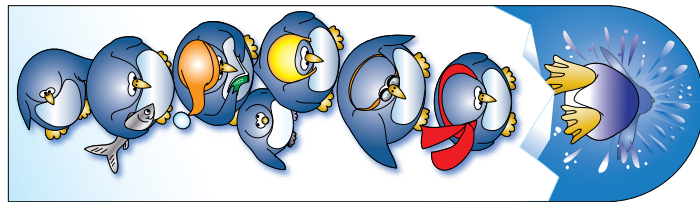


66011-AC

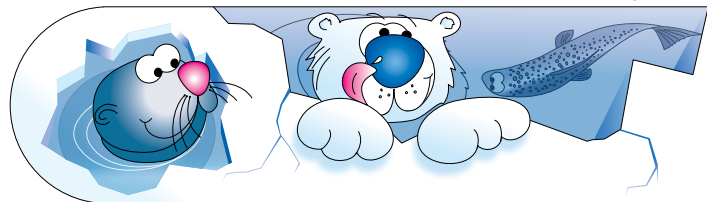
All blood drawing products are non-returnable unless they are unused in unopened, original packaging.



Left Arm



Right Arm



### Pediatric Series/Arctic Circle, Extra-Wide, Blood Drawing Chair

- Custom laminate, Arctic Circle flip arms
- Arctic White frame
- Wedgewood vinyl upholstery
- Extra width accommodates a parent and child

#### 66099-AC

seat	dimensions	seat height	
	35" x 18" 89 cm x 45.72 cm	26" 66 cm	
overall	width	depth	height
	46" 117 cm	26" 66 cm	42 1/2" 108 cm
	arms height range		
arms	6" 15 cm		



66099-AC

**WARNING:** This product can expose you to chemicals, including chromium, which is known to the State of California to cause cancer or reproductive toxicity.

For more information go to [www.P65Warnings.ca.gov](http://www.P65Warnings.ca.gov).

**WARNING:** This product can expose you to chemicals, including chromium, which is known to the State of California to cause cancer or reproductive toxicity.

For more information go to [www.P65Warnings.ca.gov](http://www.P65Warnings.ca.gov).



PEDIATRIC, BLOOD DRAWING CHAIRS

**Pediatric Series/Spring Garden, Blood Drawing Chair**

- Custom laminate, Spring Garden flip arm and right armrest
- Spring Green frame
- Warm Gray vinyl upholstery

**66011-SG**

seat	dimensions	seat height	
	17 <sup>1</sup> / <sub>2</sub> " x 18" 44 cm x 46 cm	26" 66 cm	
overall	width	depth	height
	31" 79 cm	27" 69 cm	42 <sup>1</sup> / <sub>2</sub> " 108 cm
	arms height range		
arms	6" 15 cm		



66011-SG

Left Arm



Right Arm



**Pediatric Series/Spring Garden, Extra-Wide, Blood Drawing Chair**

- Custom laminate, Spring Garden flip arms
- Spring Green frame
- Warm Gray vinyl upholstery
- Extra width accommodates a parent and child

**66099-SG**

seat	dimensions	seat height	
	35" x 18" 89 cm x 45.72 cm	26" 66 cm	
overall	width	depth	height
	46" 117 cm	26" 66 cm	42 <sup>1</sup> / <sub>2</sub> " 108 cm
	arms height range		
arms	6" 15 cm		



66099-SG

**Pediatric Series/Aquarium, Blood Drawing Chair**

- Custom laminate, Aquarium flip arm and right armrest
- Country Mist frame
- Sea Mist vinyl upholstery

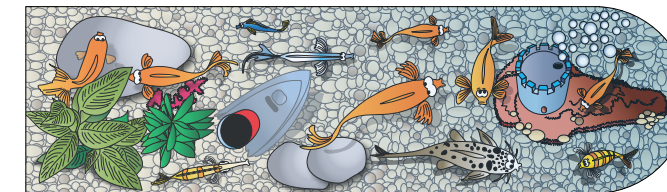
**66011-AQ**

seat	dimensions	seat height	
	17 <sup>1</sup> / <sub>2</sub> " x 18" 44 cm x 46 cm	26" 66 cm	
overall	width	depth	height
	31" 79 cm	27" 69 cm	42 <sup>1</sup> / <sub>2</sub> " 108 cm
	arms height range		
arms	6" 15 cm		




66011-AQ

Left Arm



Right Arm



**Pediatric Series/Aquarium, Extra-Wide, Blood Drawing Chair**

- Custom laminate, Aquarium flip arms
- Tropical Blue frame
- Country Mist vinyl upholstery
- Extra width accommodates a parent and child

**66099-AQ**

seat	dimensions	seat height	
	35" x 18" 89 cm x 45.72 cm	26" 66 cm	
overall	width	depth	height
	46" 117 cm	26" 66 cm	42 <sup>1</sup> / <sub>2</sub> " 108 cm
	arms height range		
arms	6" 15 cm		



66099-AQ

**⚠ WARNING:** Products featured on this page can expose you to chemicals, including chromium, which is known to the State of California to cause cancer or reproductive toxicity.

For more information go to [www.P65Warnings.ca.gov](http://www.P65Warnings.ca.gov).

**⚠ WARNING:** Products featured on this page can expose you to chemicals, including chromium, which is known to the State of California to cause cancer or reproductive toxicity.

For more information go to [www.P65Warnings.ca.gov](http://www.P65Warnings.ca.gov).



## PEDIATRIC SERIES, PHLEBOTOMY CARTS

Clinton rolls out the color with exclusive phlebotomy carts that feature Clinton Kids™ graphics that amuse children and adults alike. They have convenient storage space, ABS molded tops and large, easy-roll casters that make them perfect for moving from patient to patient and floor to floor.

### Pediatric Series, Phlebotomy Carts feature:

- Clinton Kids™ graphics embedded in laminate will not tear or peel
- Lockable door with soft-close hinges
- Two, 3.5" x 11" x 16.5" removable plastic storage trays on easy-slide tracks (9 cm x 28 cm x 42 cm)
- Easy-clean, vacuum-formed, gray, ABS, plastic top with textured finish and raised rim on all sides
- Easy grip, ClintonClean™, solid plastic handle
- Pneumatic height adjustment
- Black, nylon, 5-leg, base
- 2.5" dual wheel casters
- Optional glove box holder available



Two plastic bins slide on plastic channels

Optional glove box holder mounts to back (Order Single White Steel Glove Box Holder GW-2000)

### Pediatric/Space Place, Phlebotomy Cart

- Clinton, original, Space Place graphics on all four sides

#### 67235

top	width 20" 51 cm	depth 20 <sup>3</sup> / <sub>4</sub> " 53 cm	
cabinet	width 13 <sup>1</sup> / <sub>4</sub> " 34 cm	depth 18" 46 cm	height 10 <sup>1</sup> / <sub>2</sub> " 27 cm
	base diameter 24" 61 cm		
height range	33" – 43" 84 cm – 109 cm		



(Supplies shown on top not included)

All blood drawing products are non-returnable unless they are unused in unopened, original packaging.

### Pediatric/Cool Pals, Phlebotomy Cart

- Clinton, original, Cool Pals graphics on all four sides

#### 67231

top	width 20" 51 cm	depth 20 <sup>3</sup> / <sub>4</sub> " 53 cm	
cabinet	width 13 <sup>1</sup> / <sub>4</sub> " 34 cm	depth 18" 46 cm	height 10 <sup>1</sup> / <sub>2</sub> " 27 cm
	base diameter 24" 61 cm		
height range	33" – 43" 84 cm – 109 cm		



67231



67237

### Pediatric/Alley Cats & Dogs, Phlebotomy Cart

- Clinton, original, Alley Cats & Dogs graphics on all four sides

67237 same specifications as 67231

### Pediatric/Ocean Commotion, Phlebotomy Cart

- Clinton, original, Ocean Commotion graphics on all four sides

67236 same specifications as 67231



67236



67232

### Pediatric/Rainforest Follies, Phlebotomy Cart

- Clinton, original, Rainforest Follies graphics on all four sides

67232 same specifications as 67231

(Supplies shown on tops not included)

**WARNING:** Products featured on this page can expose you to chemicals, including chromium, which is known to the State of California to cause cancer or reproductive toxicity.

For more information go to [www.P65Warnings.ca.gov](http://www.P65Warnings.ca.gov).

**WARNING:** This product can expose you to chemicals, including chromium, which is known to the State of California to cause cancer or reproductive toxicity.

For more information go to [www.P65Warnings.ca.gov](http://www.P65Warnings.ca.gov).

## PHLEBOTOMY CARTS

Easy to handle and maneuver in tight spaces with ample space for supplies and equipment, Clinton's phlebotomy carts are the right fit for busy nurses and phlebotomists.

### 5-Leg, Phlebotomy Carts feature:

- Gray laminate cabinet construction
- Easy-clean, vacuum-formed, gray, ABS, plastic top with textured finish and raised rim on all sides
- Lockable door with soft-close hinges
- Removable plastic storage tray(s) on easy slide tracks
- Easy grip ClintonClean™, solid plastic handle
- Pneumatic height adjustment
- Stable, 5-leg, aluminum base
- Smooth rolling, 3" ball bearing casters (8 cm)
- Optional glove box holder available



Optional glove box holder mounts to back  
(Order Single White Steel Glove Box Holder  
GW-2000)

**⚠ WARNING:** Products featured on this page can expose you to chemicals, including chromium, which is known to the State of California to cause cancer or reproductive toxicity.

For more information go to  
[www.P65Warnings.ca.gov](http://www.P65Warnings.ca.gov).

### One-Bin Phlebotomy Cart

#### 67100

top	width 20" 51 cm	depth 20 <sup>3</sup> / <sub>4</sub> " 53 cm	
cabinet	width 13 <sup>1</sup> / <sub>4</sub> " 34 cm	depth 17 <sup>1</sup> / <sub>4</sub> " 44 cm	height 7 <sup>3</sup> / <sub>4</sub> " 20 cm
	base diameter 24" 61 cm		
height range	33" – 43" 84 cm – 109 cm		



One plastic bin slides on plastic channels

67100

(Objects and supplies on top not included)

All blood drawing products are non-returnable unless they are unused in unopened, original packaging.

### Two-Bin Phlebotomy Cart

#### 67200

top	width 20" 51 cm	depth 20 <sup>3</sup> / <sub>4</sub> " 53 cm	
cabinet	width 13 <sup>1</sup> / <sub>4</sub> " 34 cm	depth 18" 46 cm	height 10 <sup>1</sup> / <sub>2</sub> " 27 cm
	base diameter 24" 61 cm		
height range	33" – 43" 84 cm – 109 cm		



Two plastic bins slide on plastic channels



Optional glove box holder mounts to back  
(Order Single White Steel Glove Box Holder  
GW-2000)



67200

All blood drawing products are non-returnable unless they are unused in unopened, original packaging.

**⚠ WARNING:** Products featured on this page can expose you to chemicals, including chromium, which is known to the State of California to cause cancer or reproductive toxicity.

For more information go to [www.P65Warnings.ca.gov](http://www.P65Warnings.ca.gov).



## STORE & GO CARTS

### 67001 Store & Go Cart

- ClintonClean™ solid plastic top with adjustable tray brackets
- Easy-grip, ClintonClean™ solid plastic handle
- One, storage tray with two, plastic, storage bins
- Stable, 5-leg, chrome base
- Knob, height adjustable, chrome post
- White, powder-coated steel, glove box holder
- Universal attachment rail
- 3" dual-wheel, hooded casters
- Fast, easy assembly with basic tools



Integrated handle and adjustable tray brackets

### 67021 Store & Go Cart

- ClintonClean™ solid plastic top with adjustable tray brackets
- Easy-grip, ClintonClean™ solid plastic handle
- Two, mid-height storage compartments featuring: one, storage tray with two, plastic, storage bins and a drop-in, large, plastic bin
- Stable, 5-leg, chrome base
- Knob, height adjustable, chrome post
- White, powder-coated steel, glove box holder
- Universal attachment rail
- 3" dual-wheel, hooded casters
- Fast, easy assembly with basic tools



Integrated handle and adjustable tray brackets



Tray pictured on top and all supplies shown not included, and not sold by Clinton.

#### 67001

Top: 20.5" x 16"  
Top brackets can accommodate trays from 16" x 15" up to 17.75" x 12"  
Small Bin Holders: 7.5" x 5" on each side of the post  
Small Plastic Bins (2): 6.75" x 3.5"  
Base: 5-leg, 22.5" diameter  
Height Range: 26.5" x 37.25"



Tray pictured on top and all supplies shown not included, and not sold by Clinton.

#### 67021

Top: 20.5" x 16"  
Top brackets can accommodate trays from 16" x 15" up to 17.75" x 12"  
Small Bin Holders: 7.5" x 5" on each side of the post  
Small Plastic Bins (2): 6.75" x 3.5"  
Medium Bin holder 10" x 7.25"  
Medium plastic bin: 9.75" x 7.125"  
Base: 5-leg, 22.5" diameter  
Height Range: 26.5" x 37.25"

**All blood drawing products are non-returnable, unless they are unused in unopened, original packaging.**

### 67002 Store & Go Cart

- Easy-clean, moulded plastic, rimmed top with convenient plastic storage drawer
- Easy-grip, ClintonClean™ solid plastic handle
- Two, mid-height, storage compartments featuring: one, storage tray with two, plastic, storage bins and a drop-in, large, plastic bin
- Large, stable, 5-leg, chrome base
- Pneumatic, height adjustable cylinder
- White, powder-coated, steel, glove box holder
- Universal attachment rail
- 4" dual-wheel, hooded casters
- Fast, easy assembly with basic tools



ClintonClean™ handle, and Easy-clean, plastic drawer

### 67031 Store & Go Cart

- ClintonClean™ solid plastic top with adjustable tray brackets
- Easy-grip, ClintonClean™ solid plastic handle
- Two, mid-height storage compartments featuring: one, storage tray with two, plastic, storage bins, a large, tray section with a large, plastic bin and a lockable\* storage bin
- Large, stable, 5-leg, chrome base
- Pneumatic, height adjustable cylinder
- White, powder-coated, steel, glove box holder
- Universal attachment rail
- 4" dual-wheel, hooded casters
- Fast, easy assembly with basic tools



Integrated handle and adjustable tray brackets



Locking storage bin



Tray pictured on top and all supplies shown not included, and not sold by Clinton.

#### 67002

Top: 20.75" x 20" / Including Handle: 24" x 20"  
Small Bin Holders: 7.5" x 5" on each side of the post  
Small Plastic Bins (2): 6.75" x 3.5"  
Medium Bin Holder 10" x 7.25"  
Medium Plastic Bin: 9.75" x 7.125"  
Plastic Drawer: 17.25" x 7"  
Base: 5-leg, 26.5" diameter  
Height Range: 31.75" x 42"



Tray pictured on top and all supplies shown not included, and not sold by Clinton.

#### 67031

Top: 20.5" x 16"  
Top brackets can accommodate trays from 16" x 15" up to 17.75" x 12"  
Small Bin Holders: 8.75" x 4" on each side of the post  
Small Plastic Bins (2): 6.75" x 3.5"  
Large Bin Tray 18.75" x 10.75"  
Large Plastic Bin: 15.5" x 9.75"  
Lockable Bin: 15.5" x 9.75"  
Base: 5-leg, 26.5" diameter  
Height Range: 31.125" x 41.375"

**All blood drawing products are non-returnable, unless they are unused in unopened, original packaging.**

**⚠ WARNING:** Products featured on this page can expose you to chemicals, including chromium, which is known to the State of California to cause cancer or reproductive toxicity.

For more information go to [www.P65Warnings.ca.gov](http://www.P65Warnings.ca.gov).

**⚠ WARNING:** Products featured on this page can expose you to chemicals, including chromium, which is known to the State of California to cause cancer or reproductive toxicity.

For more information go to [www.P65Warnings.ca.gov](http://www.P65Warnings.ca.gov).



## 67022 Store & Go Cart

- Easy-clean, moulded plastic, rimmed top with convenient plastic storage drawer
- Easy-grip, ClintonClean™ solid plastic handle
- Two, mid-height storage compartments featuring: one, storage tray with two, plastic, storage bins, a large, tray section with a large, plastic bin and a lockable\* storage bin
- Large, stable, 5-leg, chrome base
- Pneumatic, height adjustable cylinder
- White, powder-coated steel, glove box holder
- Universal attachment rail
- 4" dual-wheel, hooded casters
- Fast, easy assembly with basic tools



ClintonClean™ handle



Plastic drawer



Lockable storage bin



Tray pictured on top and all supplies shown not included, and not sold by Clinton.

### 67022

Top: 20.75" x 20" / Including Handle: 24" x 20"  
 Small Bin Holders: 8.75" x 4" on each side of the post  
 Small Plastic Bins (2): 6.75" x 3.5"  
 Large Bin Tray 18.75" x 10.75"  
 Large Plastic Bin: 15.5" x 9.75"  
 Lockable Bin: 15.5" x 9.75"  
 Plastic Drawer: 17.25" x 7"  
 Base: 5-leg, 26.5" diameter  
 Height Range: 31.75" x 42"

All blood drawing products are non-returnable, unless they are unused in unopened, original packaging.

**⚠ WARNING:** This product can expose you to chemicals, including chromium, which is known to the State of California to cause cancer or reproductive toxicity.

For more information go to [www.P65Warnings.ca.gov](http://www.P65Warnings.ca.gov).

## 67032 Slimline Store & Go Cart

- ClintonClean™ solid plastic top with adjustable tray brackets
- Easy-grip, ClintonClean™ solid plastic handle
- Three, storage shelves
- Three, convenient, plastic drawers
- Large, locking storage compartment
- Stable, 4-caster, ClintonClean™ solid plastic base
- Top raises with a spring-loaded plunger, height adjustment
- Double, white, powder-coated steel, glove box holder
- 4" dual-wheel, hooded casters
- Fast, easy assembly with basic tools



Integrated handle with adjustable tray brackets



Three, easy-clean, plastic drawers



Lockable storage compartment with plastic bin



Tray pictured on top and all supplies shown not included, and not sold by Clinton.



Spring-loaded, plunger, height adjustment with 8 settings up to 43"

### 67032

Top: 20.5" x 16"  
 Top brackets can accommodate trays from 16" x 15" up to 17.75" x 12"  
 Top of Cart: 18" x 8.5"  
 Storage Shelves (3): 11" x 3.75"  
 Plastic Drawer (3): 17.25" x 7"  
 Lockable Storage Compartment: 15" x 8.25"  
 Plastic Storage Bin Inside Lockable Storage Compartment: 10.5" x 6"  
 Base: 22.5" x 14"  
 Height Range: (5 settings) 36", 37.5", 39", 40.5" & 42"

All blood drawing products are non-returnable, unless they are unused in unopened, original packaging.

**⚠ WARNING:** This product can expose you to chemicals, including chromium, which is known to the State of California to cause cancer or reproductive toxicity.

For more information go to [www.P65Warnings.ca.gov](http://www.P65Warnings.ca.gov).



## PHLEBOTOMY STANDS & WORK STATIONS

Phlebotomy stands and work stations are a quick, easy and economical way to keep frequently used supplies at your fingertips. Stable base allow for easy positioning for work or for moving out of the way when not in use.

### Phlebotomy Stands & Work Stations feature:

- Cleanable work surfaces
- Adjustable heights
- Durable construction

### Two-Bin, Mobile, Phlebotomy Stand

- ClintonClean™ solid plastic top
- Chrome plated steel pole with knob-lock adjustment
- 5-leg, cast aluminum base with bumper guards
- 2" dual wheel, soft roll casters
- Two easy to remove drop-in bins/11" L x 8<sup>1</sup>/<sub>4</sub>" W x 3<sup>1</sup>/<sub>2</sub>" D  
(28 cm L x 21 cm W x 9 cm D)

#### 6902

top	width 13 <sup>1</sup> / <sub>2</sub> " 34 cm	depth 21" 53 cm
base diameter	23" 58.42 cm	
height range	30" – 38" 76 cm – 97cm	

(Supplies shown not included)

**! WARNING:** This product can expose you to chemicals, including chromium, which is known to the State of California to cause cancer or reproductive toxicity.



### One-Bin, Mobile, Phlebotomy Stand

- ClintonClean™ solid plastic top
- Chrome plated, steel pole with knob-lock adjustment
- 4-leg, epoxy-coated stand with bumper guards
- 2" rubber wheel, ball bearing casters
- One easy to remove drop-in bin/16<sup>1</sup>/<sub>2</sub>" L x 11" W x 2<sup>1</sup>/<sub>2</sub>" D  
(42 cm L x 28 cm W x 6 cm D)

#### 6901

top	width 15" 38 cm	depth 21 <sup>1</sup> / <sub>2</sub> " 55 cm
base diameter	22" 56 cm	
height range	30" – 38" 76 cm – 97 cm	

### Mobile, Phlebotomy Work Station

- Easy-clean, vacuum-formed, gray, ABS, plastic top with textured finish and raised rim on all sides
- 5-leg, cast aluminum base with bumper guards
- 2" dual wheel, soft roll casters

#### 6900

top	width 15 <sup>3</sup> / <sub>4</sub> " 40 cm	depth 18" 46 cm
base diameter	24" 61 cm	
height range	29 <sup>1</sup> / <sub>2</sub> " – 36" 75 cm – 91 cm	

### Mobile, Phlebotomy Work Station with Bin

- Easy-clean, vacuum-formed, gray, ABS, plastic top with textured finish and raised rim on all sides
- 5-leg, cast aluminum base with bumper guards
- 2" dual wheel, soft roll casters
- One easy to remove drop-in bin/10<sup>3</sup>/<sub>4</sub>" L x 8<sup>1</sup>/<sub>4</sub>" W x 3<sup>1</sup>/<sub>2</sub>" D  
(28 cm L x 21 cm W x 9 cm D)

#### 6900-B

top	width 27 <sup>1</sup> / <sub>4</sub> " 70 cm	depth 18" 46 cm
base diameter	24" 60.96 cm	
height range	27 <sup>1</sup> / <sub>4</sub> " – 42 <sup>1</sup> / <sub>4</sub> " 69 cm – 107 cm	



6901



6900



6900-B

(Supplies shown on all models not included)

All blood drawing products are non-returnable unless they are unused in unopened, original packaging.

**! WARNING:** Products featured on this page can expose you to chemicals, including chromium, which is known to the State of California to cause cancer or reproductive toxicity.

For more information go to [www.P65Warnings.ca.gov](http://www.P65Warnings.ca.gov).

SPECIALTY PHLEBOTOMY STANDS



**Half Round, Stationary, Padded Phlebotomy Stand**

- Vinyl upholstered, padded surface
- Easy-clean, 10<sup>3</sup>/<sub>4</sub>" L x 8<sup>1</sup>/<sub>4</sub>" W x 3<sup>1</sup>/<sub>2</sub>" D plastic bin (28 cm L x 21 cm W x 9 cm D)
- Chrome plated steel pole with knob-lock height adjustment
- 5-leg, cast aluminum base with black, non-marking, nylon glides

<b>6940</b>		
top	depth 22" 56 cm	radius width 11" 28 cm
base diameter	23" 58 cm	
height range	30" – 38" 76 cm – 97 cm	

6940 Demo



**⚠ WARNING:** This product can expose you to chemicals, including chromium, which is known to the State of California to cause cancer or reproductive toxicity.

For more information go to [www.P65Warnings.ca.gov](http://www.P65Warnings.ca.gov).



**Half Round, Stationary, ClintonClean™ Phlebotomy Stand**

- ClintonClean™ solid plastic top
- Easy-clean, 11" L x 8<sup>1</sup>/<sub>4</sub>" W x 3<sup>1</sup>/<sub>2</sub>" D plastic bin (28 cm L x 21 cm W x 9 cm D)
- Chrome plated steel pole with knob-lock adjustment
- 5-leg, cast aluminum base with black, non-marking, nylon glides

<b>6950</b>		
top	depth 22" 56 cm	radius width 11 <sup>1</sup> / <sub>2</sub> " 29 cm
base diameter	23" 58.42 cm	
height range	30" – 38" 76 cm – 97 cm	

6950 Demo



**⚠ WARNING:** This product can expose you to chemicals, including chromium, which is known to the State of California to cause cancer or reproductive toxicity.

For more information go to [www.P65Warnings.ca.gov](http://www.P65Warnings.ca.gov).



## TREATMENT CABINETS

### Molded Top, Bedside Cabinet

- Easy-clean, laminate base
- 1 self-closing drawer and door
- 1 adjustable shelf
- One-piece, vacuum-formed, gray, haircell textured top rimmed on all sides
- Laminate drawer glides on nylon rollers
- Concealed, adjustable, soft-close, door hinges

8711-A	width	depth	height
	18"	16"	28 3/4"
	44 cm	41 cm	73 cm



8811-A

### Mobile, Molded Top, Bedside Cabinet

- Easy-clean, laminate base with plastic bumpers
- 1 self-closing drawer and door
- 1 adjustable shelf
- One-piece, vacuum-formed, gray, haircell textured top rimmed on all sides
- Laminate drawer glides on nylon rollers
- Concealed, adjustable, soft-close, door hinges
- Mounted on 2" dual wheel casters

8720-A	width	depth	height
	18"	16"	29 1/4"
	46 cm	41 cm	74 cm



8720-A

### Moulded Top, Treatment Cabinet with 2 Drawers and 2 doors

- Easy-clean, laminate base with plastic bumpers
- One-piece, vacuum-formed, gray, haircell textured top rimmed on all sides
- Smooth glide tracks for easy open and close
- Self-closing, smooth-glide, drawers with metal sides hold up to 75 lbs. (34 kg)
- Concealed, adjustable, soft-close, door hinges
- Cabinet is mounted on 3" dual wheel, swivel casters

8922-A	width	depth	height
	24 1/2"	18 3/8"	35"
	62 cm	47 cm	89 cm



8922-A

### Molded Top, Treatment Cabinet with 2 Doors & 1 Drawer

- Easy-clean, laminate base
- One-piece, vacuum-formed, gray haircell textured top rimmed on all sides,
- 1 adjustable shelf
- Self-closing, smooth-glide, drawer with metal sides holds up to 75 lbs. (34 kg)
- Concealed, adjustable, soft-close, door hinges

8821-A	width	depth	height
	24 1/2"	18 3/8"	35"
	62 cm	47 cm	89 cm



8821-A

### Moulded Top, Mobile, Treatment Cabinet with 2 Doors & 1 Drawer

- Easy-clean, laminate base with plastic bumpers
- One-piece, vacuum-formed, gray, haircell textured top rimmed on all sides
- 1 adjustable shelf
- Self-closing, smooth-glide, drawer with metal sides holds up to 75 lbs. (34 kg)
- Concealed, adjustable, soft-close, door hinges
- Cabinet is mounted on 3" dual wheel, swivel casters

8921-A	width	depth	height
	24 1/2"	18 3/8"	35"
	62 cm	47 cm	89 cm



8921-A

### Moulded Top, Treatment Cabinet with 5 Drawers

- Easy-clean, laminate base
- One-piece, vacuum-formed, gray, haircell textured top rimmed on all sides
- Smooth glide tracks for easy open and close
- Self-closing, smooth-glide, drawers with metal sides hold up to 75 lbs. (34 kg)

8805-A	width	depth	height
	24 1/2"	18 3/8"	35"
	62 cm	47 cm	89 cm



8805-A

### Moulded Top, Mobile, Treatment Cabinet with 5 Drawers

- Easy-clean, laminate base with plastic bumpers
- One-piece, vacuum-formed, gray, haircell textured top rimmed on all sides
- Self-closing, smooth-glide, drawers with metal sides hold up to 75 lbs. (34 kg)
- Self-closing drawers with bumpers
- Cabinet is mounted on 3" dual wheel, swivel casters

8950-A	width	depth	height
	24 1/2"	18 3/8"	35"
	62 cm	47 cm	89 cm



8950-A

**WARNING:** Products featured on this page can expose you to chemicals, including 1, 3-Butadiene which is known to the State of California to cause cancer or reproductive toxicity.

For more information go to [www.P65Warnings.ca.gov](http://www.P65Warnings.ca.gov).

**WARNING:** Products featured on this page can expose you to chemicals, including 1, 3-Butadiene which is known to the State of California to cause cancer or reproductive toxicity.

For more information go to [www.P65Warnings.ca.gov](http://www.P65Warnings.ca.gov).



800-441-9131 • 717-848-3519

Toll-Free Fax 866-522-1233

Fax 717-843-5871

[www.clinton-ind.com](http://www.clinton-ind.com)