

Strong Herf

AVAZYME


Agriculture and Food Testing Solutions

CERTIFICATE OF ANALYSIS

CS0989_202700-001_C

Cannabinoids

Client Sample ID:



Sample Description:



Tobacco Rag Processors, Inc
4737 Yank Rd
Wilson, NC 27893

Receive sample: 20-Jul-20



Initiate analyses: 21-Jul-20

Analyst: Tonja Powell	Analyst Signature: 	Analyst Date: 24-Jul-2020 10:18 EDT
Reviewed by: Dave Minser	Reviewer Signature: 	Reviewer Date: 24-Jul-2020 16:15 EDT

Test Type: Total Cannabinoid Profile

Technical Procedure: TP A0033 & A0049

Results:



Chemical Analyzed	% Dry Weight	Concentration (mg/g)
CBN	<0.01	<0.10
Δ9 THC	0.07	0.67
CBDV	<0.01	<0.10
CBG	0.02	0.18
CBD	1.12	11.15
CBC	0.06	0.58
CBDA	1.47	14.68
CBGA	0.03	0.25
THCA	0.03	0.26
THCV	<0.01	<0.10
* total THC	0.09	0.90
* total CBD	2.40	24.02
* total CBG	0.04	0.40
total	2.78	27.77
ratio: Total CBD/THC		26.7



* total THC is calculated by Δ9 THC + 0.877xTHCA

* total CBD is calculated by CBD + 0.877xCBDA

* total CBG is calculated by CBG + 0.878xCBGA

Avazyme, Inc is ISO/IEC 17025:2017 accredited by PJLA (accreditation # 101161) for Microbiological and Chemical Testing

Concentration of cannabinoids were determined by Shimadzu LC2030 Plus with an Avazyme Intra lab validated method utilizing certified reference standards for each chemical analyzed.

The result applies only to the sample listed on this certificate. Avazyme cannot guarantee that this sample is representative of the product/lot as a whole. Avazyme warrants that this study was performed in accordance with appropriate laboratory research practices and protocols for the sample submitted.

Avazyme is not responsible for Sponsor's use of the information or concepts generated as part of the study, and will not be liable for any loss or damage resulting from such use.