

Synergy™

Euro-US socket outlets and shaver socket - white






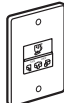


7 300 84



7 300 83

Front plates: white thermoset
Terminal screws captive and backed off ready for cabling - large angled terminal entries
Compact mechanism for maximised wiring space
Supplied with faceplate screw caps

Pack	Cat.Nos	Socket outlet combined UK / Euro - US 13 A - 10/16 A
10	7 300 84	For flush-mounting, back box to be min. 25 mm deep Nominal plate dimensions: 86 x 86 mm 1 gang - unswitched UK - 13 A / EURO-US - 10/16 A - 250 V~ 
Euro - US socket outlets		
10	7 300 80	For flush-mounting, back box to be min. 25 mm deep Nominal plate dimensions: 86 x 86 mm 10 A - 127 V~ 16 A - 250 V~ 1 gang - unswitched 
10	7 300 81	2 gang - unswitched 
10	7 300 82	1 gang - switched 
10	7 300 83	1 gang - unswitched + 10 AX 1 way switch 
Shaver socket		
1	7 300 90	Conform to BS EN 61558-2-5 Suitable for use with European, British and Australian 2 pin plugs Rating: 20 VA IP 24 Screwless live and neutral terminals For flush-mounting, back box to be min. 45 mm deep Nominal plate dimensions: 146 x 86 mm 230 V - 120 V~ - 50/60 Hz 

Synergy™ - cooker control units, fused connection units and cable outlets - white










7 300 29



7 300 26

Front plates: white thermoset
Terminal screws captive and backed off ready for cabling - large angled terminal entries
Compact mechanism for maximised wiring space
Supplied with faceplate screw caps

Pack	Cat.Nos	Cooker control units 250 V~
5	7 300 28	Conform to BS 4177 For flush-mounting, back box to be min. 45 mm deep Nominal plate dimensions: 86 x 146 mm 45 A DP switch + 13 A DP switched socket outlet 
5	7 300 29	45 A DP switch + 13 A DP switched socket outlet + red LED power indicator LED invisible until activated 
Fused connection units 13 A - 250 V~		
Conform to BS 1363: Part 4 Fused 13 A (fuse supplied) Front cable outlet with cord grip Locked captive fuse carrier (padlockable) For flush-mounting, back box to be min. 25 mm deep Nominal plate dimensions: 86 x 86 mm		
Unswitched		
10	7 300 32	With cord outlet 
10	7 300 33	With red LED power indicator LED invisible until activated 
Double pole switched		
10	7 300 36	With cord outlet 
10	7 300 37	With red LED power indicator and cord outlet LED invisible until activated 
Cable outlets		
Conform to BS 5733 Fitted with cable clamp and outlet membrane Nominal plate dimensions: 86 x 86 mm		
20 A - 250 V~		
10	7 300 19	For flush-mounting, back box to be min. 35 mm deep With terminal block 
45 A - 250 V~		
5	7 300 26	For flush-mounting, back box to be min. 45 mm deep With terminal block 