



**Mallia™
LCS² Cat. 6 RJ 45 socket**

Cat. no(s): **2 811 62/65 - 2 831 62/65
2 833 62/65 - 2 835 62/65**



2 811 62



2 811 65

CONTENTS

Page

1. Use	1
2. Presentation	1
3. Mounting	1
4. Technical features	1
5. Connection	1
6. Overall dimensions	2
7. Standard RJ 45 connection	2
8. Performance	3
9. Standards and approvals	4

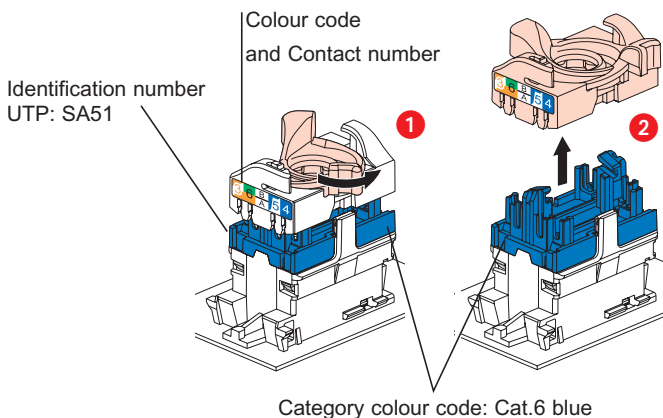
1. USE

Category 6 RJ 45 socket. Allows high-speed transmissions (Gigabit Ethernet) : telephone, data, television, shaver sockets and cable outlets.

- Polycarbonate front cover plates with a matt finish
- Compact mechanism for a larger wiring space
- Supplied with 2 screws M 3.5 for BS boxes
- Supplied complete with plate
- Dimensions : 86 x 86 mm

Designation	White	Silver	Pearl	Dark silver
RJ 45 Cat. 6 UTP	2 811 62	2 831 62	2 833 62	2 835 62
Double RJ 45 Cat. 6 UTP	2 811 65	2 831 65	2 833 65	2 835 65

1. PRESENTATION



3. MOUNTING

Mechanisms can be flush-mounted or surface-mounted.

4. TECHNICAL FEATURES

4.1 Characteristics of the materials

Contacts : gold/nickel, minimum thickness of gold >0.8 μm
Metal parts: bronze, nickel, platinum, gold
PBT Polycarbonate

4.2 Electrical characteristics

Breakdown voltage ≥ 1000 V
Contact resistance ≤ 20 mΩ
Insulation resistance ≥ 500 MΩ under 100 V DC
Connector tested and guaranteed under PoE restrictions, IEEE 802.3af standard and PoE+, draft standard 802.3at, up to 2500 on-load connections/disconnections.
Tests are carried out with 2 simultaneous POE + circuits for a minimum total power of 50W

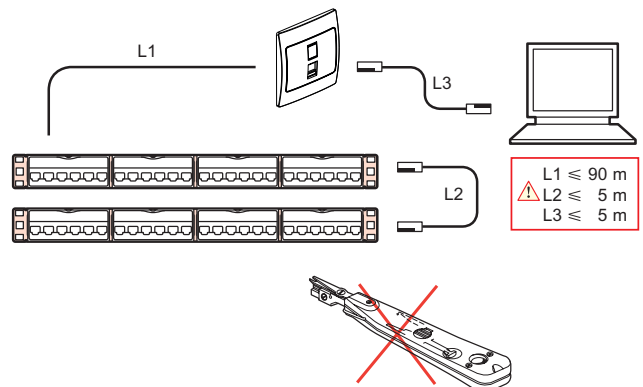
4.3 Mechanical characteristics

Max. number of connections/ disconnections: 5 without re-preparing the wire
Endurance: 2500 operations (mating/extraction)
IK03

4.4 Climatic characteristics

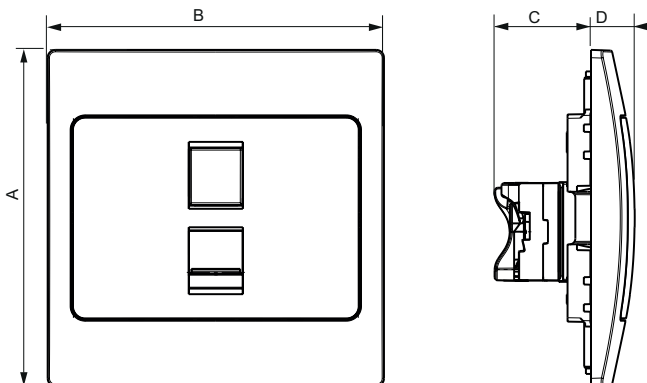
Operating temperatures: -40°C to +70°C
Humid heat 21-day cycle

5. CONNECTION

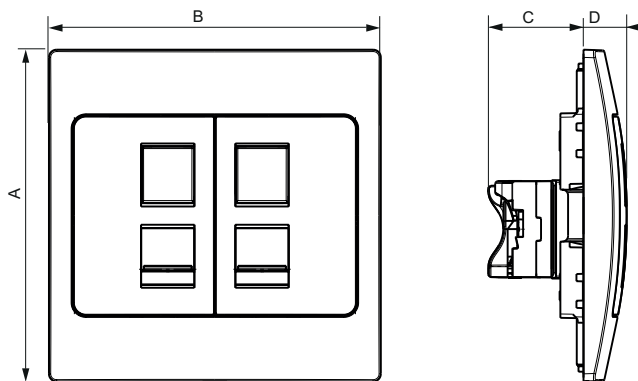


6. OVERALL DIMENSIONS

2 811 62 - 2 831 62 - 2 833 62 - 2 835 62



2 811 65 - 2 831 65 - 2 833 65 - 2 836 65



Cat. No.	A	B	C	D
2 811 62 - 2 831 62 - 2 833 62 - 2 835 62	86,1	86,1	24,7	11,2
2 811 65 - 2 831 65 - 2 833 65 - 2 836 65	86,1	86,1	24,7	11,2

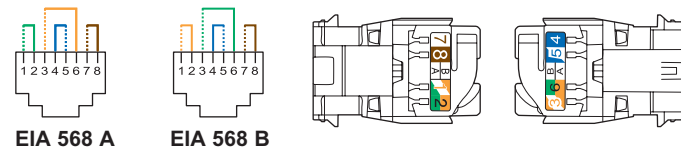
7. STANDARD RJ 45 CONNECTION

Takes the following plugs:

RJ 11 (4 contacts), RJ 12 (6 contacts), RJ 45 (9 contacts).

EIA/TIA 568 A and B dual colour code on terminals:

- UTP 8 contacts



Permitted conductors:

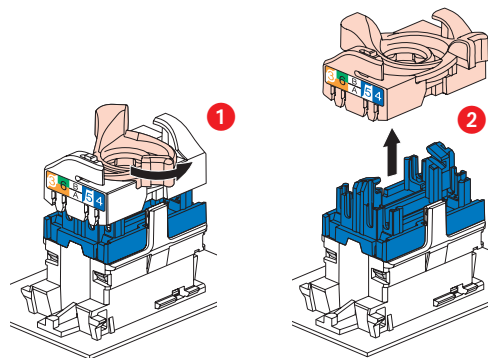
- Single-core: 0.5 to 0.65 mm, AWG 22 to 25

- Multicore: AWG 26

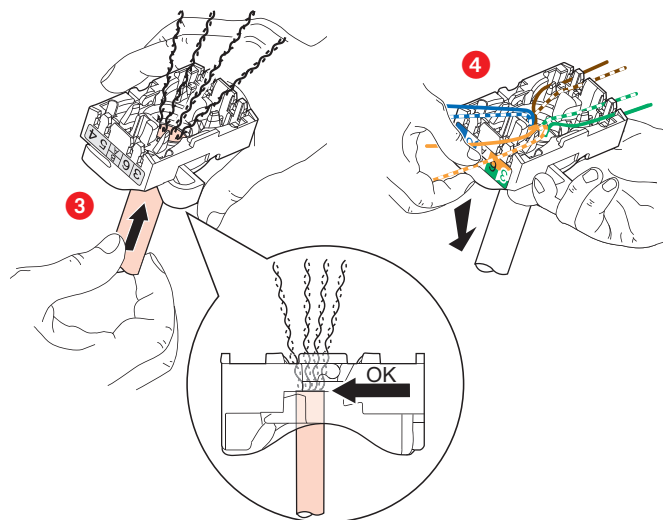
- Polyethylene conductor insulation: Ø max. on 1.58 mm insulation

Number of wires to be connected per connection: 1

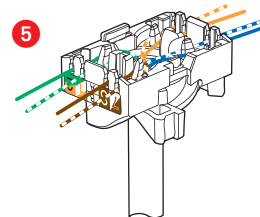
RJ 45 connectors are equipped with a locking nut. They do not require a special tool and can be re-wired if a mistake is made.



This system allows the wire pairs to be spread easily before mounting them on the connector.



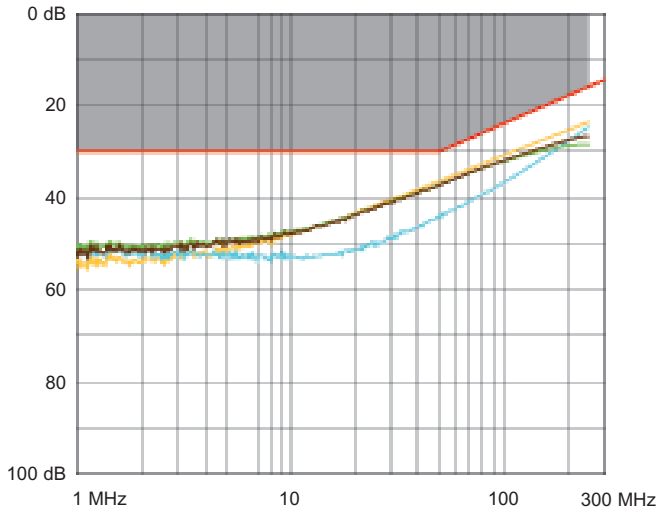
Spreading the cables allows you to ensure that a pair-breakage distance of 13 mm is kept between each pair. Spreading pairs at 90° to the cable ensures the best possible performance.



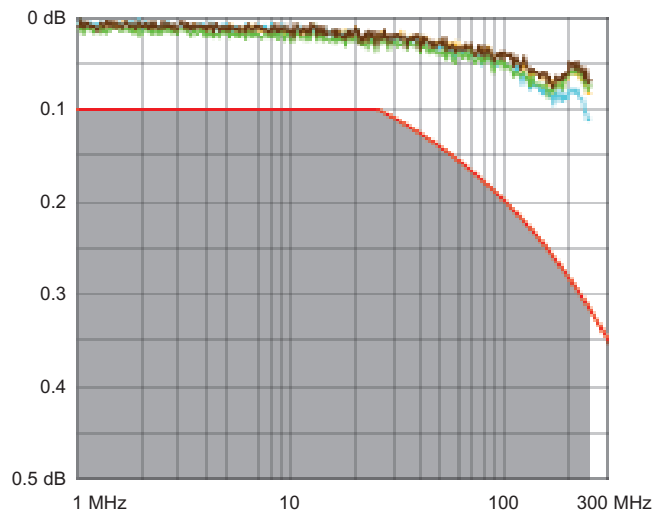
9. PERFORMANCE

9.1 Component performance (RJ 45 connectors)

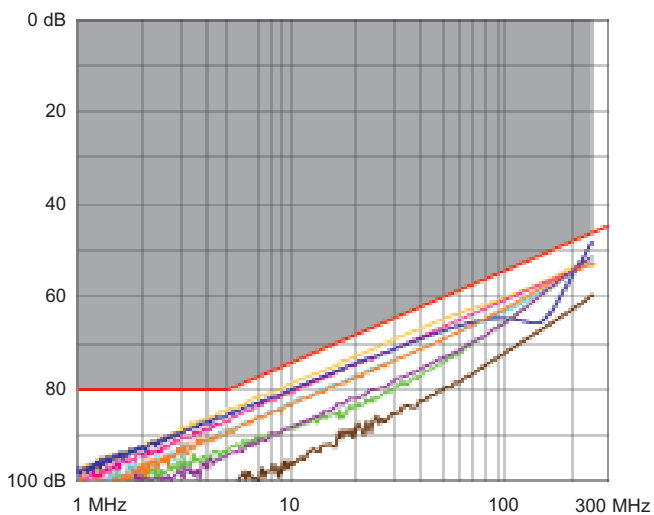
Return loss



Attenuation



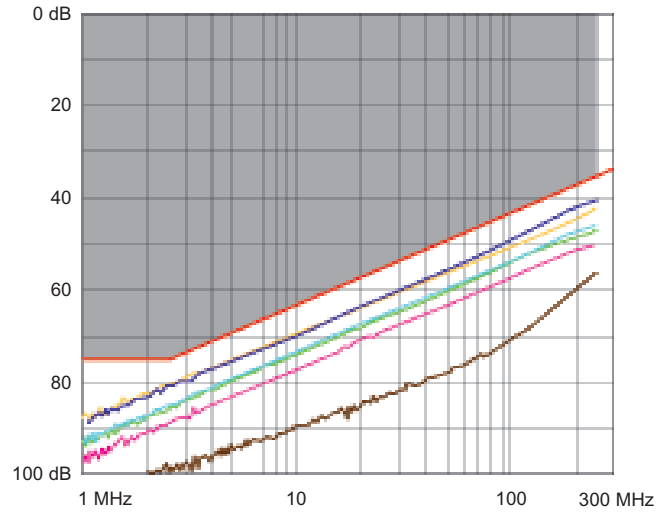
NEXT (Near end Crosstalk Attenuation)



9. PERFORMANCE (cont.)

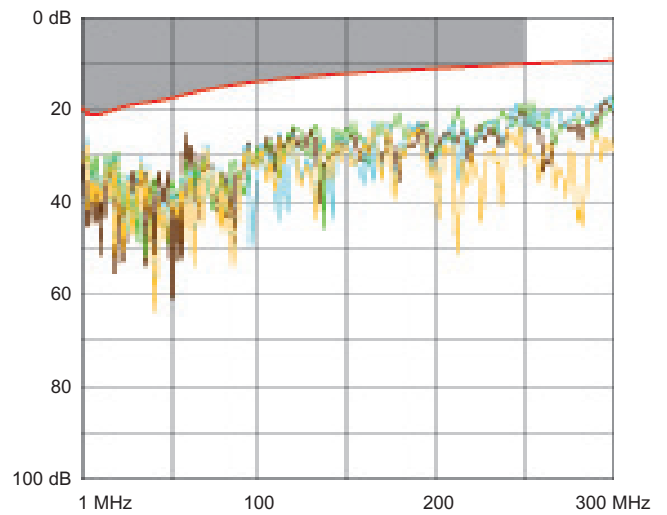
9.1 Component performance (RJ 45 connectors) (cont.)

FEXT (Far end Crosstalk Attenuation)

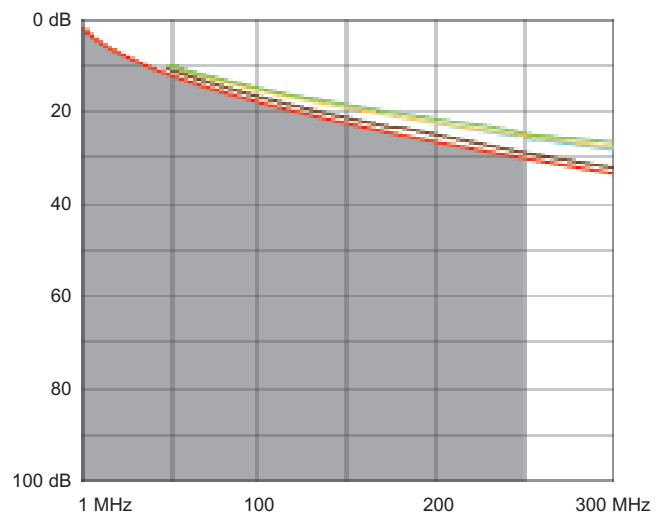


9.2 Performance of permanent link with F/UTP cable

Return loss

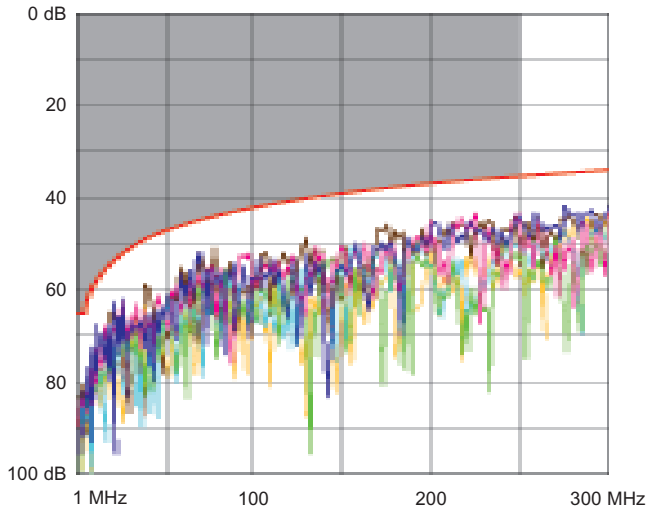


Attenuation

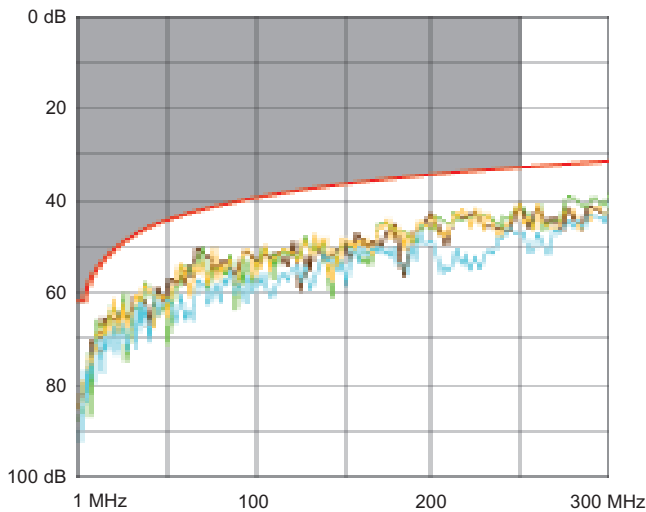


9. PERFORMANCE (cont.)

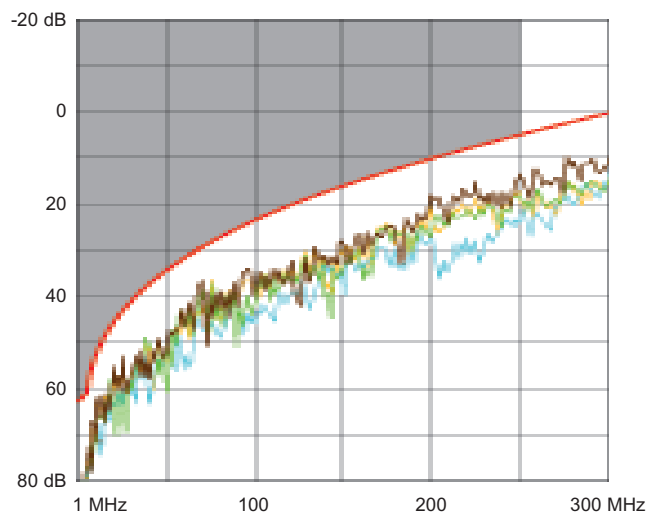
9.2 Performance of permanent link with F/UTP cable (cont.)
 NEXT (Near end Crosstalk Attenuation)



PS NEXT (Power Sum NEXT)

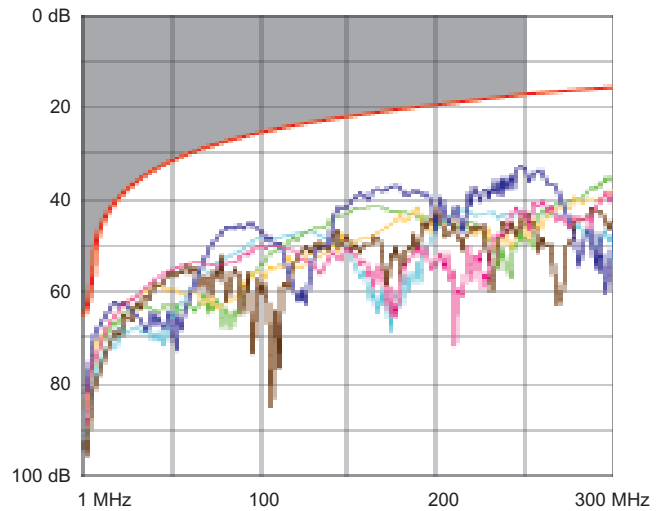


ACR (Attenuation to Crosstalk Ratio)

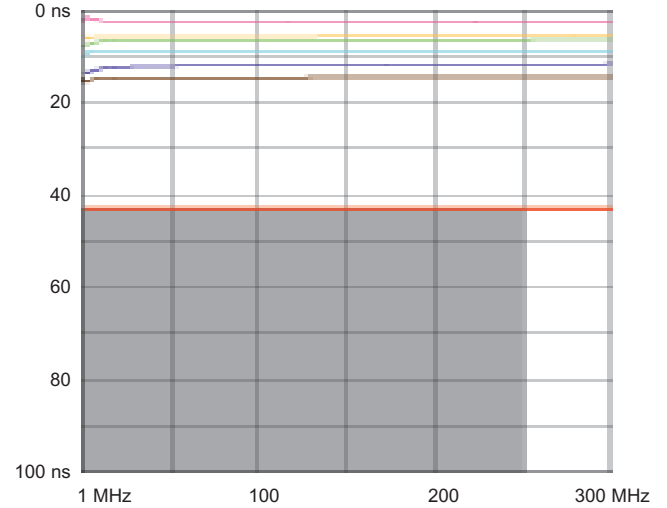


9. PERFORMANCES (cont.)

9.2 Performance of permanent link with F/UTP cable (cont.)
 ELFEXT (Equal Level End Crosstalk Attenuation)



Delay skew



9. STANDARDS AND APPROVALS

Compliant with standards: ISO/IEC 11801 Edition 2
 CENELEC EN 50173-1 2007
 ANSI/EIA/TIA 568-C.2
 IEC series 60603-7