


# DIY Felt Flower Template

Base for Flower C

## Flower B: Pixie Flower


*Cut on the vertical line, fold on the dotted vertical line and cut on the horizontal lines*

Leaf Template

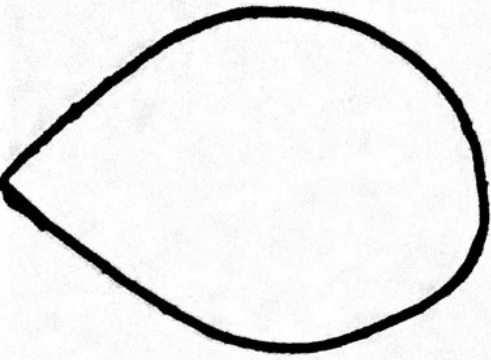


## Flower A: Spiral Flower

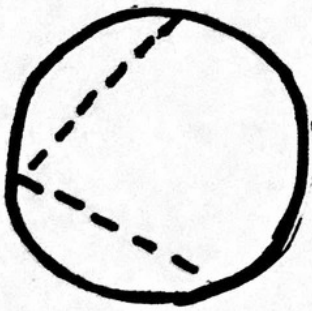
Start Cutting here



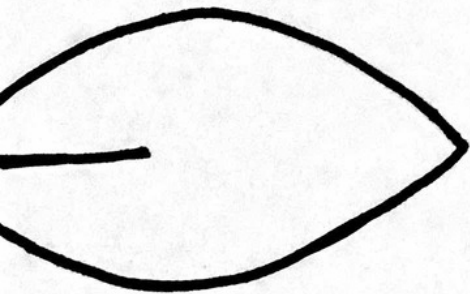
**Flower D Petals  
(4) & Leaves (2)**




**Leaf Template**



**Flower C Petals (8)**



**Flower E Petals (12)**



**Flower G Petals (5) +  
2 Flower D Leaves**