



TALON

RELEASE ADJUSTMENT INSTRUCTIONS



HUNTING



3D




FIELD

LENGTH ADJUSTMENT

SOLID CONNECTOR


To adjust the length of your Scott™ Talon release with a solid connector, first remove the #4-40 socket head cap screw from the side of the release head [Fig. A:1]. The release can now be moved to align any of the other holes in the release head with the connector. Select the length you want, reinsert the screw, and tighten. **DO NOT OVER TIGHTEN, AS IT MAY STRIP THE THREADS IN THE RELEASE HEAD.**



[Fig. A:1]


TRIGGER SENSITIVITY ADJUSTMENT

Your Talon release comes with interchangeable springs for a wide range of trigger tension adjustment. The lightest spring comes factory installed. To change springs, remove the set screw located on the non-trigger side [Fig. B:1] of the release head and remove the spring. Insert the desired tension spring, reinsert the screw, and tighten. **DO NOT OVER TIGHTEN SCREW.**



[Fig. B:1]

The trigger travel adjustment screw is located on the trigger side [Fig. C:1] of the release head and is factory preset at the recommended setting. **TO INCREASE TRAVEL**, turn this set screw counterclockwise. Test the release after each 1/8" turn increment. **ANY ADJUSTMENT MADE TO THE TRAVEL SCREW TO DECREASE TRAVEL MAY CREATE AN INSUFFICIENT AMOUNT OF ENGAGEMENT ON THE HOOK, CAUSING THE RELEASE TO PRE-FIRE.**



[Fig. C:1]

RECOMMENDATIONS OF USE

The Talon is designed for string loop use. **DO NOT** use this or any Scott™ release in combination with any metal loop device. Doing so will damage your Scott™ release.

RECOMMENDED MAINTENANCE

Your Scott™ release should be blown out with dry air after any use in damp environments. Once dry, it should be lightly lubricated with a light machine oil.

WARRANTY SERVICES:

IMPORTANT: In the unlikely event that you require service on your product, please contact Customer Service at 1 (877) 503-5483. If necessary, our Customer Service Agents will provide you with a Return Merchandise Authorization (RMA) number and instructions on how to ship the product(s) back. **It's important that you contact a Customer Service Agent before returning any item.** Please be sure to include your RMA number when returning an item, so that we can identify the return as yours. Without the RMA, we will not be able to process your return, and your item will not be returned to you.

PATENT INFORMATION:

This product is covered by one or more of the following patents [D697992, D688346]. A complete list of Scott Archery patents can be found by visiting scottarchery.com/pages/patents

The Outdoor Group, LLC
1325 John Street - West Henrietta, NY 14586
1 (877) 503-5483
www.scottarchery.com



SCOTT
ARCHERY

THANK YOU FOR CHOOSING SCOTT!

LIABILITY DISCLAIMER

The Outdoor Group, LLC is not liable for any personal injury, death, or property damage that may result from your use of this product. The user of this product assumes all risks of property damage or injury to yourself and others that may arise from its use. Use of this product binds the user to this agreement.