

Lambda two bases

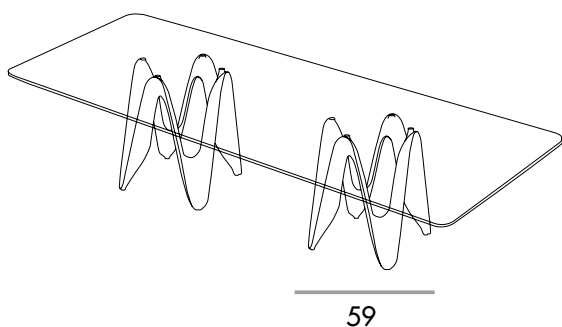
design Gianluigi Landoni

SOVET
ITALIA






Tavolo con basi in cristalplant bianco opaco, nero o in legno di frassino con finitura tinto rovere o wengé o in legno massello noce canaletto. Top in vetro temperato trasparente extrachiaro o in vetro stratificato 8+8 mm fumé.

Dining table with mat white or black cristalplant bases or in ash wood, oak or wengé stained or in solid wood canaletto walnut. Extralight tempered or laminated 8+8 mm smoked glass top.

FORME E DIMENSIONI / SHAPES AND DIMENSIONS



320x120x76h

FINITURE BASE / BASE FINISHES	FINITURE TOP / TOP FINISHES	
Cristalplant  CB CN	VETRO EXTR. EXTR. GLASS	FUMÉ SMOKED
Legno frassino tinto /Stained ash wood  RF WF	TETE	TFTF
Legno noce massello /Solid wood walnut  NC	 TETE	 TFTF *
* Top in vetro stratificato 8mm + 8mm Top in laminated glass 8mm + 8mm		

Lambda

design Gianluigi Landoni

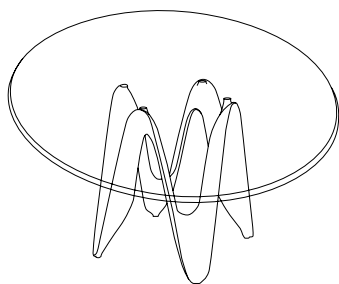
Tavolo con base in cristalplant bianco opaco, nero o in legno di frassino con finitura tinto rovere o wengé o in legno massello noce canaletto. Top in vetro temperato trasparente extrachiaro o fumé.

Dining table with mat white or black cristalplant base or in ash wood, oak or wengé stained or in solid wood canaletto walnut. Extralight or smoked tempered glass top.

SOVET

ITALIA

FORME E DIMENSIONI / SHAPES AND DIMENSIONS



59

- Ø 140x76h
- Ø 150x76h
- Ø 170x76h

FINITURE BASE / BASE FINISHES

Cristalplant



CB CN

Legno frassino tinto/Stained ash wood



RF WF

Legno noce massello/Solid wood walnut



NC

FINITURE TOP / TOP FINISHES

VETRO EXTR.
EXTR. GLASS

FUMÉ
SMOKED

TETE

TFTF



TETE



TFTF

Lambda elliptical

design Gianluigi Landoni


Tavolo con base in cristalplant bianco opaco, nero o in legno di frassino con finitura tinto rovere o wengé o in legno massello noce canaletto. Top in vetro temperato trasparente extrachiaro o fumé.

Dining table with mat white or black cristalplant base or in ash wood, oak, or wengé stained or in solid wood canaletto walnut. Extralight or smoked tempered glass top.

SOVET

ITALIA

FORME E DIMENSIONI / SHAPES AND DIMENSIONS



59

- 180x130x76h
- 220x130x76h
- 200x110x76h

FINITURE BASE / BASE FINISHES

Cristalplant



CB CN

Legno frassino tinto/Stained ash wood



RF WF

Legno noce massello/Solid wood walnut



NC

FINITURE TOP / TOP FINISHES

VETRO EXTR.
EXTR. GLASS

FUMÉ
SMOKED

TETE

TFTF



TETE



TFTF

Lambda square/rectangular

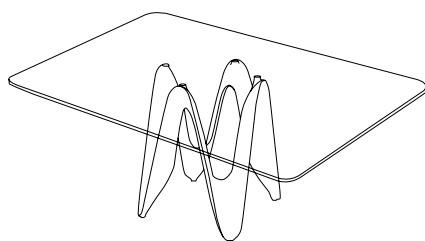
design Gianluigi Landoni

SOVET
ITALIA

Tavolo con base in cristalplant bianco opaco, nero o in legno di frassino con finitura tinto rovere o wengé o in legno massello noce canaletto. Top in vetro temperato trasparente extrachiaro.

Dining table with mat white or black cristalplant base or in ash wood, oak or wengé stained or in solid wood canaletto walnut. Extralight tempered glass top.

FORME E DIMENSIONI / SHAPES AND DIMENSIONS



59

■ 140x140x76h

■ 220x120x76h

FINITURE BASE / BASE FINISHES

Cristalplant



CB

CN

Legno frassino tinto/Stained ash wood



RF

WF

Legno noce massello/Solid wood walnut



NC

FINITURE TOP / TOP FINISHES

VETRO EXTRCHIARO
EXTRALIGHT GLASS

TETE



TETE