

ENDURANCE

by *Body-Solid*



ENDURANCE • T100 TREADMILL


by Body-Solid



- Commercial Rated
- Available in DC 110 Volt & AC 220 Volt
- Programs: Manual, Hill, Fat Burn, Cardio, Calorie, Interval, Strength, 5K run, 10K run, 2 Custom, 2 HRC, Fitness Test (Gerkin Protocol)
- Feedback: Time, Distance, Calories, Pace, Speed, Avg Speed, Incline, Pulse, Avg HR, METs
- HRC Chest Strap Compatible
- .5 to 12 MPH
- 0-15% Elevation
- 3 Horsepower Continuous Duty Motor
- 3" Rollers
- 1" Reversible, Double Sided Phenolic Deck with Wax Coating
- 22" x 60", 2 ply, Anti-static Belt
- Max User 330 lbs.
- W 35.5" x L 84" x H 60.25" - 396 lbs.



CONTACT HEART RATE



3" ROLLERS



0-15% ELEVATION



ENDURANCE MOTORS

ENDURANCE • T10 TREADMILL

- Commercial Rated
- Programs: Endurance, Running, Interval, Cardiovascular, Walking, Custom Learner, Distance, Calories, Time, Manual, Fat Burn, and Heart Rate
- Feedback: Heart Rate, Elevation, Time, Distance, Speed, and Calories
- Heart Rate Technology: Heart Rate Control with Telemetric with strap
- Speed: .5 to 10 mph
- Elevation: 0% to 15%
- Motor: 3.0 HP Continuous Duty, 8.4 HP Peak Duty
- Rollers: Extra-large 2.5" Crowned
- Deck: 18mm Pre-waxed Phenolic
- Running Area: 20" x 60"
- Max User Weight - 330 lbs.
- W 32" x L 77" x H 57" - 264 lbs.



ENDURANCE • T50 REHABILITATION TREADMILL

- Commercial Rated
- Jumbo 1 3/4" Big Blue LED Displays
- Speeds of 0.1 mph to 5 mph in 0.1 mph increments
- High Torque 1.25 HP Motor
- 17.75" x 51" orthopedic walking belt
- Wide Rear Entry Ramp
- Oversized Interface Buttons
- Full Length Thick Hand Rails
- Max User Weight of 310 lbs.
- W 30" x L 68" x H 55" - 146 lbs.





ENDURANCE • TF3 TREADMILL

by Body-Solid

- Programs: Fat Burn, Interval, Cardiovascular, and Endurance
- Feedback: Elevation, Time, Distance, Speed, and Calories
- Heart Rate Technology: Contact Heart Rate Monitor
- Speed: .5 to 10 mph
- Elevation: 0% to 12%
- Motor: 2.2 HP Continuous Duty, 6.6 HP Peak Duty
- Running Area: 18" x 50"
- Max User Weight - 275 lbs.
- W 32" L 69" H 55" - 165 lbs.
- Folded Dimensions: W 32" x L 37" x H 61.5"

ENDURANCE • T3 TREADMILL

by Body-Solid

- Programs: Fat Burn, Interval, Cardiovascular, and Endurance
- Feedback: Elevation, Time, Distance, Speed, and Calories
- Speed: .5 to 10 mph
- Elevation: 0% to 12%
- Motor: 2.2 HP Continuous Duty, 6.6 HP Peak Duty
- Shock Absorption: 6-point deck suspension
- Running Area: 18" x 50"
- Max User Weight: 275 lbs.
- Floor Space: W 31" x L 63.5" x H 54" - 165 lbs.



CARDIO MATS

- RF36T W 36" x L 78 x H 1/8"
- RF34B W 36" x L 48 x H 1/8"





ENDURANCE
by Body-Solid

ESB250 INDOOR EXERCISE BIKE

- Commercial Rated
- 44 lb. Flywheel
- Quiet and smooth belt drive
- Road Style Dual Sided Pedals
- Micro Adjustable Handlebars and Seat Pad
- Easy One Touch Safety Stop
- Sealed Bearing Pivot Points
- Transport Wheels
- User Capacity - 350lbs
- W 21" x L 52" x H 52" - 145lbs



ENDURANCE
by Body-Solid

ESB150 INDOOR EXERCISE BIKE

- Commercial Rated
- 40lb Flywheel
- Quiet and Smooth Belt Drive
- Micro Adjustable Handlebars and Seat Pad
- Easy One Touch Safety Stop
- Sealed Bearing Pivot Points
- Transport Wheels
- User Capacity - 300lbs
- W 20" x L 42.5" x H 43" - 116.6lbs






ENDURANCE
by Body-Solid
B5R RECUMBENT BIKE




- Commercial Rated
- Programs: Manual, Speed Training, Random, Fatburn, Interval, Hill, Target Heart Rate, HR Fatburn, HR Cardio, HR Hill, HR Interval
- Feedback: Output Display: Speed, RPM, HR, Distance, Time, Watt, Calories
- Advanced HRC programs
- Self Generating Power
- Full Color Touch Screen Display
- Walk Through Design
- W 29" x L 75" x H 51" - 170lbs



ENDURANCE
by Body-Solid
B5U UPRIGHT BIKE

- Commercial Rated
- Programs: Manual, Speed Training, Random, Fatburn, Interval, Hill, Target Heart Rate, HR Fatburn, HR Cardio, HR Hill, HR Interval
- Feedback: Output Display: Speed, RPM, HR, Distance, Time, Watt, Calories
- Advanced HRC Programs
- Self Generating Power
- Full Color Touch Screen Display
- W 26" x L 59" x H 63" - 150lbs



VIBRANT TOUCHSCREEN DISPLAYS





ENDURANCE
by Body-Solid
B4R RECUMBENT BIKE



- Commercial Rated
- Programs: Manual, Programs (Strength, Cardio, Hill, Fat Burn, Interval, Speed Training), Fitness, Watt, Personal, Target Heart Rate, Random
- Feedback: Speed, RPM, HR, Distance, Time, Watt, Calories
- Wireless HRC Enabled (chest strap not included)
- Walkthrough Design
- W 27" x L 64" H x 49" - 119 lbs



ENDURANCE
by Body-Solid
B2R RECUMBENT BIKE



- Large, Easy to Read Display
- Contact Heart Rate
- 15 Tension Levels of Smooth Consistent Magnetic Resistance
- Over-sized Dura-Firm™ Seat Padding
- Seat Adjusts Back and Forth
- Front Transport Wheels
- W 35" x L 57" x H 35" - 158 lbs.



Cardio Mat Not Included

ENDURANCE
by Body-Solid
B2U UPRIGHT BIKE



- Large, Easy to Read Display
- Contact Heart Rate
- 15 Tension Levels of Smooth Consistent Magnetic Resistance
- Over-sized Dura-Firm™ Seat Padding
- Seat Adjusts Back and Forth
- Front Transport Wheels
- W 24" x L 41" x H 55" - 121 lbs.



ENDURANCE • E5000 ELLIPTICAL
by Body-Solid



- Commercial Rated
- Programs: Manual, Random, Hills, Mountain, Interval Hills, Interval Mountain, Interval Speed Training
- Feedback: Heart Rate, Time, Distance, Speed, and Calories
- Wireless HRC with Chest Strap
- Self-generated Power
- Patented Center Drive Design
- Low Center of Gravity Combined with a Balanced Frame Prevents Rocking
- Easy Step-up Height
- Close Pedal Spacing Combined with Oversized Pedals Fits Any Size User and Eliminates Hip Fatigue
- Natural 21" Stride
- 325 Pound User Capacity
- W 31" x L 68" x H 69" - 249 lbs



Cardio Mat Not Included



Cardio Mat Not Included

ENDURANCE • E300 ELLIPTICAL

by Body-Solid

- Programs: Manual, Random, Hills, Mountain, Interval Hills, Interval Mountain, Interval Speed Training
- Feedback: Heart Rate, Time, Distance, Speed, and Calories
- Patented Center Drive Design
- Low Center of Gravity Combined with a Balanced Frame Prevents Rocking
- Easy Step-up Height
- Close Pedal Spacing Combined with Oversized Pedals Fits any Size User and Eliminates Hip Fatigue
- Natural 21" Stride
- Rare Blend of Space Efficiency and Stability
- 300 Pound User Capacity
- W 31" x L 50" x H 66" - 232 lbs.

ENDURANCE • E400 ADJUSTABLE STRIDE ELLIPTICAL

by Body-Solid

- Programs: Manual, Random, Hills, Mountain, Interval Hills, Interval Mountain, Interval Speed Training
- Feedback: Heart Rate, Time, Distance, Speed, and Calories
- Wireless HRC with Chest Strap
- Patented Center Drive design
- Low Center of Gravity Combined with a Balanced Frame Prevents Rocking
- Easy Step-up Height
- Close Pedal Spacing Combined with Oversized Pedals Fits Any Size User and Eliminates Hip Fatigue
- Adjustable Stride From 17" to 23" Ensures the Best Fit for Any Size User
- 300 Pound User Capacity
- W 31" x L 50" x H 66" - 244 lbs.



ADJUSTABLE STRIDE



Cardio Mat Not Included

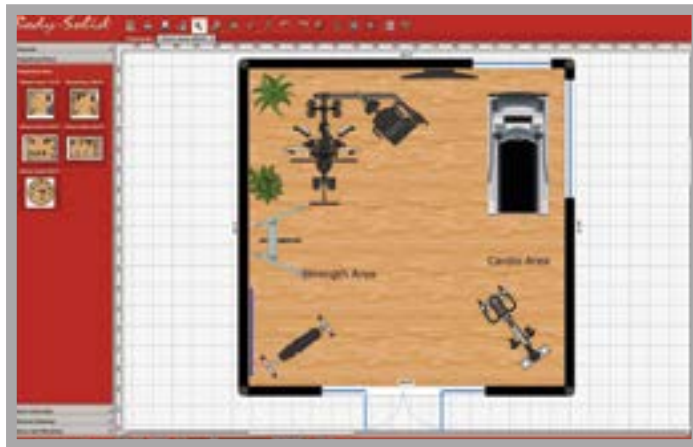


Unlock Your Potential @ **BODYSOLID.COM**



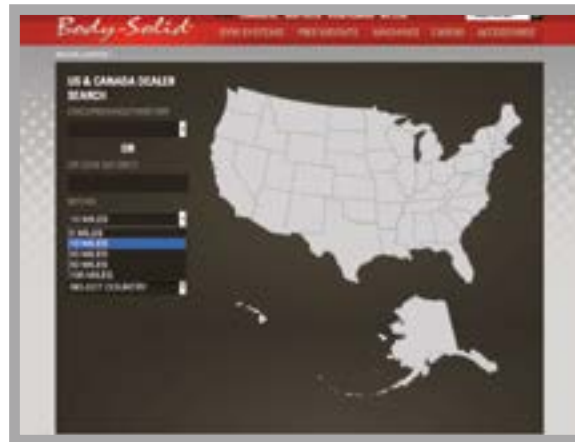
BUILT FOR LIFE CLUB

The Built for Life Club represents Body-Solid's continued focus on using social media to help our users connect with us, us with them and with each other. You can already find us on Facebook, Twitter, Linked In and YouTube and in conjunction with those sites we have developed the Built for Life Club.



ROOM PLANNER

Our room planner allows you to plan out a fitness facility through an easy to use interface. After defining the size and shape of your room, you can drag and drop your chosen pieces of equipment into the space to evaluate your possible layouts.



DEALER LOCATOR

Find a Body-Solid Authorized Dealer near you. Our Dealer Locator will pinpoint the closest Authorized Dealer anywhere in the world.



BODY FOCUS

Use our Body-Focus approach and interactive models to find just the right equipment and exercises that match your Fitness Goals and the muscle groups you want to focus on.

Others ways to connect with us:  facebook.com/bodysolidinc

 [@bodysolidfit](https://twitter.com/bodysolidfit)

 [@bodysolidfit](https://instagram.com/bodysolidfit)



Body-Solid®
Built for Life

ENDURANCE
by Body-Solid



Body-Solid
ProClub Line

POWERLINE USA
by Body-Solid



AUTHORIZED DEALER

Body-Solid®
Built for Life

**1900 S. Des Plaines Ave.
Forest Park, IL 60130 USA**

**Toll Free: 800.833.1227
Local: 708.427.3555
Fax: 708.427.3556**

www.bodysolid.com

 **facebook.com/bodysolidinc**

 **@bodysolidfit**

 **@bodysolidfit**

©2016 Body-Solid, Inc. All rights reserved. Body-Solid reserves the right to change design specifications when we feel it will improve the product. Body-Solid maintains several patented and patent pending features and designs. All rights reserved on all design patents and utility patents.