

Air Pal Mini User Manual

Contents

Welcome & Intro	1
Package Includes	2
Features	3
Compatibility	4
Spec	4
Quick Guide	5
Warranty	11
Exclusions & Limitations	12
Important	13
Customer Service	14
Legal	15
FCC WARNING	16

Welcome & Intro

Thank you for purchasing the PITAKA Air Pal Mini. The Air Pal Mini can charge AirPods wirelessly through Qi-compatible wireless chargers, double-sided charging supported. The premium Aramid fibre material makes the Air Pal Mini also a stylish and fashionable decoration.

Package Includes

1. Air Pal Mini*1
2. Carabiner Clip*1
3. Document Kit *1



①



②



③

Features

- The Air Pal Mini can charge AirPods wirelessly through Qi-compatible wireless chargers; (Essential version does not apply.)
- Air Pal Mini enables AirPods to be wirelessly charged on double sides; (Essential version does not apply.)
- The Air Pal Mini is designed portable. It is easy to store and carry.
- Made with premium Aramid fibre which makes it fashion and stylish.
- The carabiner clip included keeps Air Pal Mini easy to attach to a backpack, purse, jeans, etc.

Compatibility

- **Charger Compatibility:** Qi-compatible wireless chargers
- **AirPods Compatibility:** AirPods I/ AirPods II

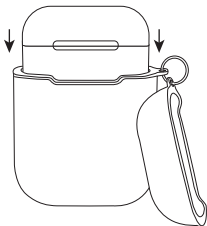
Spec

Items	Specifications
Wireless Input	DC-5V/0.5A
Lightning Output	DC-5V/0.5A

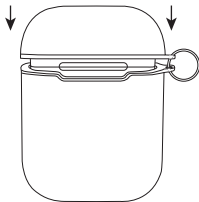
Quick Guide

- Install Your AirPods in Air Pal Mini

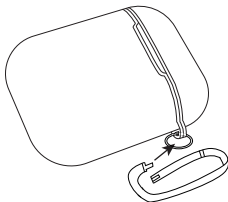
①



②

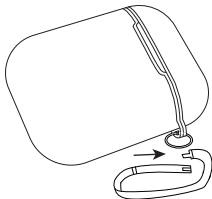


③

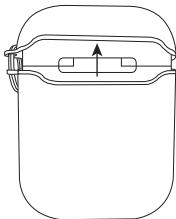


- Remove Your AirPods

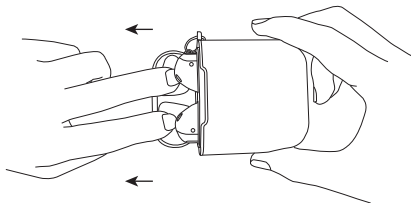
①



②

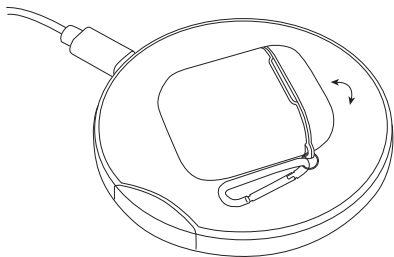


③

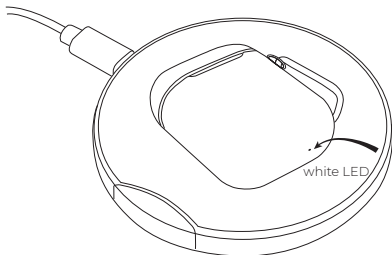


Scan QR code for video instruction.

- Place Air Pal Mini on the middle of Qi-compatible wireless chargers. Double-sided charging supported.



- Check the LED light at the bottom of the Air Pal Mini. The white LED light is always on when charging.



Warranty

At PITAKA, we are always striving to provide our customers with the best quality products. The PITAKA Air Pal Mini is warrantied for 12 months from the date of purchase.

The Air Pal Mini is warranted to be free defects in materials and function under normal use. A defect is defined as an imperfection or flaw that is produced by a manufacturing error, including malfunction of the wireless charging or surface defects etc.

The warranty is non-transferable and covers the original end-user purchaser. PITAKA will only authorize the warranty claim if the products were purchased from an official store or an authorized dealer. For full details regarding warranty terms and exclusions, please visit: ipitaka.com/pages/shipping-warranty.

MODIFICATION:

Any changes or modifications of this device could void the warranty.

Exclusions & Limitations

Except for the limited warranty expressly set forth or to the extent restricted or prohibited by applicable law, PITAKA expressly disclaims any and all other warranties express or implied, including any warranty of quality, merchant ability, or fitness for a particular purpose, and you specifically agree that PITAKA shall not be liable for any special, incidental, indirect, punitive, or consequential damages of any type on any PITAKA product. In addition to and without limiting the generality of the foregoing disclaimers, the limited warranty does not, under any circumstances, cover the replacement or cost of any electronic device or personal property inside or outside of the PITAKA product.

Important

1. Please use the standard Qi-compatible wireless charger to charge Air Pal Mini.
2. To have the best charging performance, do not place other objects between Air Pal Mini and wireless charger.
3. Please place Air Pal Mini on the exact wireless charging area when charging.
4. Do not keep the Air Pal Mini in a high-temperature environment, including heat caused by intense sunlight or other forms of heat. Do not place it in fire or other excessively hot environments.
5. Do not store, use, or charge the Air Pal Mini in humid environment.
6. Please unplug the charger when finishing charging.
7. Do not disassemble the Air Pal Mini or attempt to modify it in any way.
8. Do not attempt to replace any part of the Air Pal Mini.

9. All parts have gone through a thorough quality assurance inspection. If you find that your Air Pal Mini is excessively hot, is emitting odor, is deformed, abraded or is experiencing or demonstrating an abnormal phenomenon, immediately stop all product use and contact manufacturer.

10. If this Air Pal Mini is intended by the purchaser to be used by a minor, purchasing adult agrees to provide detailed instructions and warnings to any minor prior to use. Failure to do so is the sole responsibility of the purchaser, who agrees to indemnify manufacturer for any unintended use/misuse by a minor.

Customer Service

Tel: +852 9202 6223

Email: support@ipitaka.com

Web: www.ipitaka.com

Legal

iPhone, Apple Watch are trademarks of Apple Inc. in the US and other countries.

The 'Qi' symbol is a trademark of the Wireless Power Consortium. All associated logos and distinctive designs are the property of PITAKA and should be protected under design, trademark and other trade dress regulations.

This product is meant for use only in conjunction with the appropriate device and the steps laid out in this manual. Please consult your device packaging to determine whether this product is compatible with your particular device.

The manufacturer is not responsible for any damages to any device incurred through the use of this product. The manufacturer shall not, in any way, be liable to you or to any third party for any damages you or any third party may suffer as a result of use, intended or unintended, or misuse of this product in conjunction with any device or accessory other than the appropriate device for which this product is designed. The manufacturer will not be responsible for any damages you or any third party may suffer as a result of misuse of this product as outlined above.

The purchaser agrees to defend, indemnify, and hold the manufacturer harmless for any claims or damages arising from unintended use or misuse, including use with an un-intended device.

FCC WARNING

This device complies with part 15 of the FCC Rules. Operation is subject to the following two conditions: (1) this device may not cause harmful interference, and (2) this device must accept any interference received, including interference that may cause undesired operation.

Any changes or modifications not expressly approved by the party responsible for compliance could void the user's authority to operate the equipment.

NOTE: This equipment has been tested and found to comply with the limits for a Class B digital device, pursuant to Part 15 of the FCC Rules. These limits are designed to provide reasonable protection against harmful interference in a residential installation. This equipment generates, uses and can radiate radio frequency energy and, if not installed and used in accordance with the instructions, may cause harmful interference to radio communications. However, there is no guarantee that interference will not occur in a particular installation.

If this equipment does cause harmful interference to radio or television reception, which can be determined by turning the equipment off and on, the user is encouraged to try to correct the interference by one or more of the following measures:

- Reorient or relocate the receiving antenna.
- Increase the separation between the equipment and receiver.
- Connect the equipment into an outlet on a circuit different from that to which the receiver is connected.
- Consult the dealer or an experienced radio/TV technician for help.

To maintain compliance with FCC' s RF Exposure guidelines, this equipment should be installed and operated with minimum distance between 20cm the radiator your body: Use only the supplied antenna.

FCC ID: 2ARI5-APM1001

