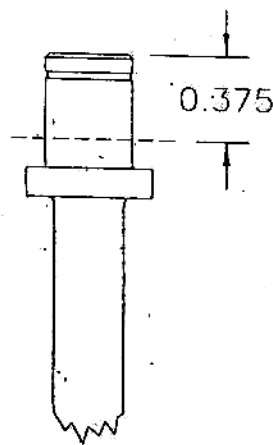


# Factory Hydraulic clutch rod modification for BAKER 6-speed compatibility.

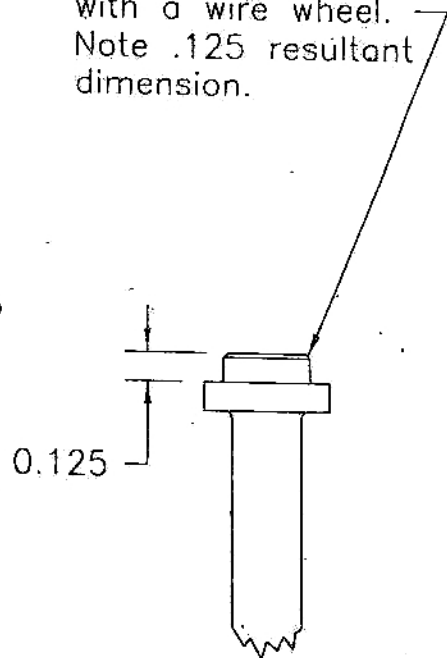
## Step 1

Cut/grind off end of factory hydraulic-type clutch rod to dimension shown.



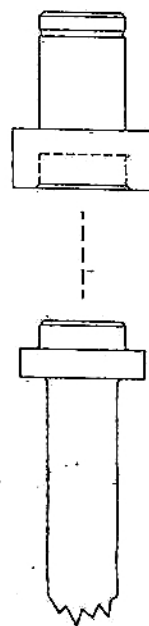
## Step 2

Chamfer end, and thoroughly deburr with a wire wheel. Note .125 resultant dimension.



## Step 3

Press extension onto modified clutch rod.



## Step 4

Check for NO GAP between the extension and the clutch rod flange. Clutch rod is now compatible with the BAKER 6-speed.

