


**BAKER 9 PLATE AND BIG DOG CLUTCH PACK SERVICE KIT**



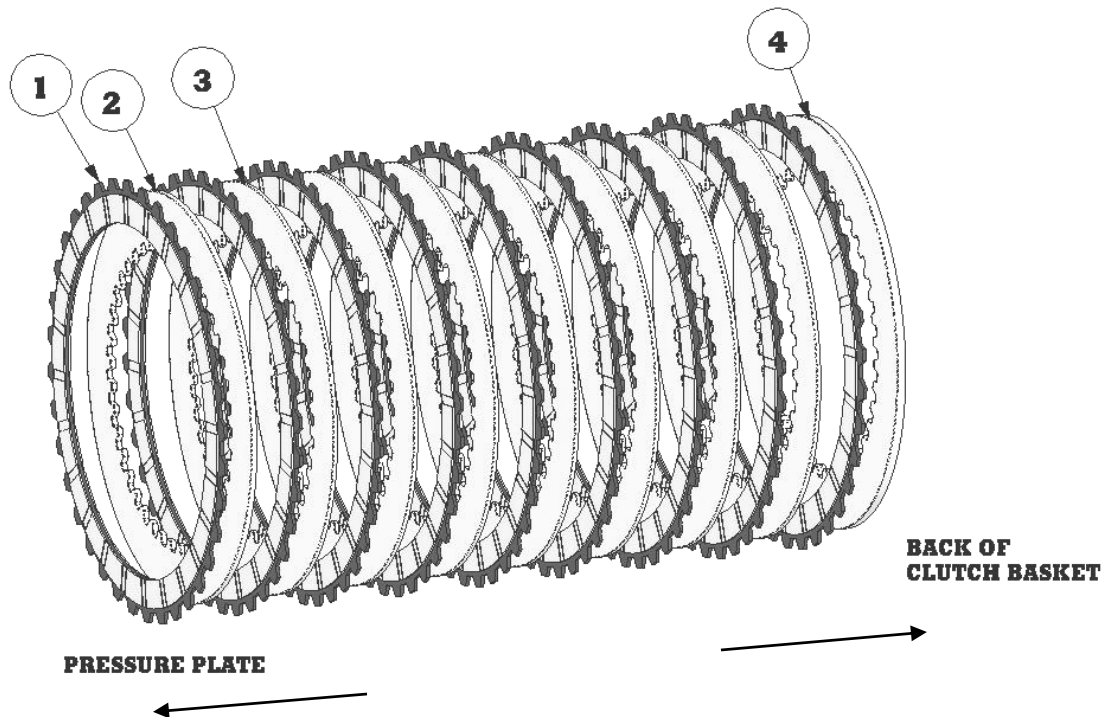
**BAKER 9 PLATE AND BIG DOG  
CLUTCH PACK SERVICE KIT**

**P/N:** CPRK-9P (9 PLATE CLUTCH SERVICE PACK)  
CPRK-BDM (BIG DOG CLUTCH SERVICE PACK)

**BAKER 9 PLATE AND BIG DOG CLUTCH PACK SERVICE KIT****TABLE OF CONTENTS**

1. Cover
2. Table of Contents
3. Exploded View – 9 Plate Pack
4. Exploded View – Big Dog Pack
5. Installation Instructions
6. Terms
7. Disclaimer

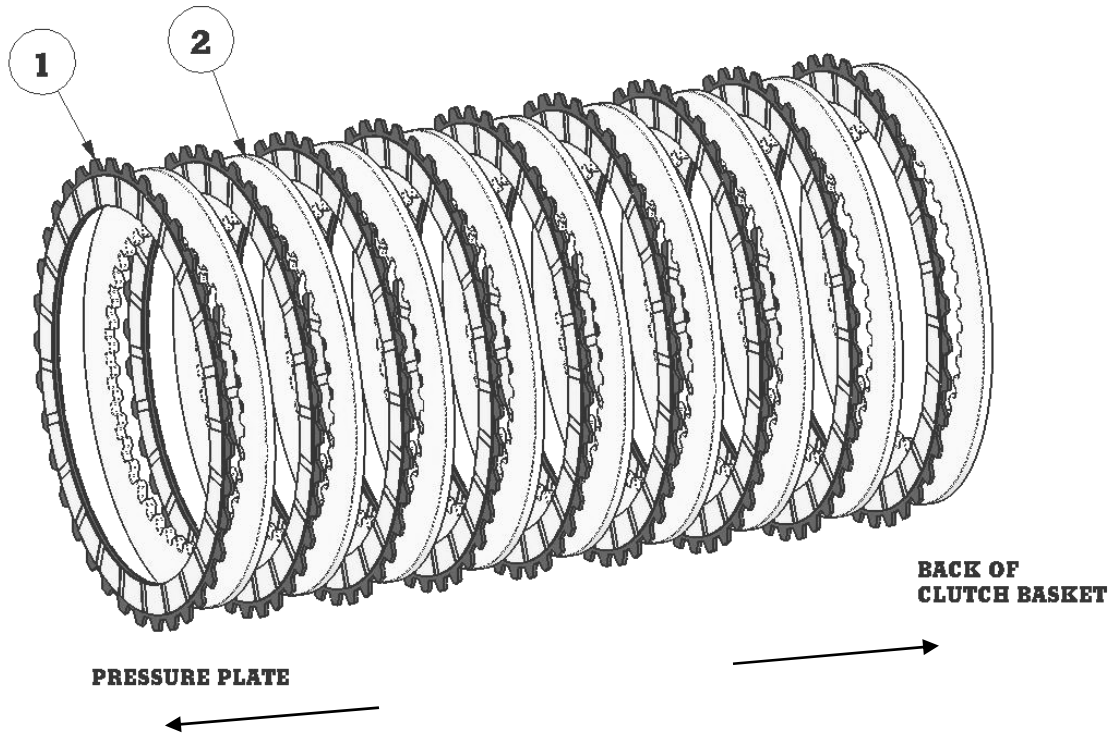
## BAKER 9 PLATE AND BIG DOG CLUTCH PACK SERVICE KIT



### 9 PLATE CLUTCH PACK EXPLODED VIEW

ITEM	QTY	PN	DESCRIPTION
1	9	3223-DSSC	Clutch Friction Plate
2	1	5579	Clutch Steel, .079" Thick
3	7	3113-DSSC	Clutch Steel, .059" Thick
4	1	3123-DSSC	Clutch Steel, .121" Thick

**BAKER 9 PLATE AND BIG DOG CLUTCH PACK SERVICE KIT**



**BIG DOG CLUTCH PACK  
EXPLODED VIEW**

<b>ITEM</b>	<b>QTY</b>	<b>PN</b>	<b>DESCRIPTION</b>
1	9	3223-DSSC	Clutch Friction Plate
2	9	3123-DSSC	Clutch Steel, .121" Thick

**BAKER 9 PLATE AND BIG DOG CLUTCH PACK SERVICE KIT****INSTALLATION INSTRUCTIONS:**

- 1) Remove the (4) 5/16 hex head bolts that retain the spring pivot plate, diaphragm spring and clutch pressure plate by using a criss cross pattern and loosening each screw a little at a time.
- 2) Remove the spring pivot plate, diaphragm spring, and clutch pressure plate.
- 3) Remove the 9 friction plates and 9 steel plates using 2 scribes, screwdrivers, or magnets.
- 4) Inspect the clutch basket and hub for any defects or abnormal wear and clean with brake cleaner or solvent.
- 5) Soak the new clutch plates in the same type of fluid you will be running in the primary chain case.
- 6) Install the new clutch plates into the basket beginning with a steel plate and ending with a friction plate. You should alternate back and forth between a steel plate and friction plate. BAKER 9 Plate clutches begin with a .121" thick steel plate, use .059" thick steel plates in the middle of the pack and end with a .079" thick steel plate. Big Dog clutches use .121" thick steel plates in every position. All steel plates should be installed with the flat side facing in towards the clutch hub. Please refer to the included exploded view for proper installation for your specific model.
- 7) Reinstall the pressure plate, diaphragm spring, and spring pivot plate. Apply blue thread lock to the (4) 5/16 hex head bolts and tighten in a criss cross pattern. Final torque the bolts to 200 inch pounds.
- 8) Adjust the clutch as per the factory service manual for your specific model.
- 9) Reinstall the outer primary cover and refill the primary with fluid.

## **BAKER 9 PLATE AND BIG DOG CLUTCH PACK SERVICE KIT**

### **SPECIAL ORDERS**

A minimum \$500 deposit is required with all special orders. Special orders include unique case finishes, unique side door requests (i.e.; wrinkle black door or no logo).

### **ALL OTHER ORDERS**

Orders can be pre-paid using VISA, MasterCard or American Express.

Prices shown are F.O.B. Haslett, MI. BAKER™ provides free UPS ground shipping on all retail orders for complete transmissions or transmission kit. UPS air shipment is available upon request. Customer is responsible for air shipment premiums.

### **LIMITED WARRANTY**

BAKER™ Inc. transmission assemblies, transmission kits, and wide tire kits are guaranteed to the original purchaser to be free of manufacturing defects in materials and workmanship for a period of 2 years from the date of purchase or up to 24,000 miles - whichever is sooner.

If the product is found by BAKER™ to be defective, such products will, at the option of BAKER™, be replaced or repaired at cost to BAKER™.

In the event warranty service is required, the original purchaser must call or write BAKER™ immediately with the problem. If it is deemed necessary for BAKER™ to make an evaluation to determine whether the transmission assembly or transmission kit is defective, the entire transmission assembly, whether originally purchased as an assembly or kit, must be properly packaged and returned prepaid to BAKER™ with a copy of the original invoice of purchase.

If after an evaluation has been made by BAKER™ and a defect in materials and/or workmanship is found, BAKER™ will, at BAKER™ option, repair or replace the defective part of the assembly.

Warranty card must be returned within 45 days of purchase to be valid.

### **ADDITIONAL WARRANTY PROVISIONS**

This limited warranty does not cover labor or other costs or expenses incidental to the repair and or replacement of BAKER™ products. This warranty does not apply if one or more of the following situations is judged by BAKER™ to be relevant: improper installation, accident, modification (including but not limited to use of unauthorized parts), racing, high performance application, mishandling, misapplication, neglect (including but not limited to improper maintenance), or improper repair.

BAKER™ shall not be liable for any consequential or incidental damages arising out of or in connection with a BAKER™ transmission assembly, transmission kit, swingarm, fender, component or part. Consequential damages shall include without limitation, loss of use, income or profit, or losses sustained as the result of injury (including death) to any person or loss of or damage to property.

BAKER™ transmissions, transmission kits, and Wide Tire Kits are designed exclusively for use in Harley-Davidson® motorcycles. BAKER™ shall have no warranty or liability obligation if a BAKER™ part is used in any other application.

If it is determined that a BAKER™ transmission assembly has been disassembled during the warranty period for any reason, this limited warranty will no longer apply.

---

---

## **BAKER 9 PLATE AND BIG DOG CLUTCH PACK SERVICE KIT**

The words Harley and H-D are registered trademarks and are for reference only. Use of H-D model designations and part numbers are for reference only. BAKER Drivetrain has no association with, and makes no claim against, these words, trademarks, or companies.

It is the sole responsibility of the user to determine the suitability of this product for his or her use, and the user shall assume all legal, personal injury risk and liability and all other as well as all other obligations, duties and risks associated therewith.

### **CUSTOMER SUPPORT**

For any installation or service questions, please contact our BAKER technical department toll free: 1-877-640-2004.

