

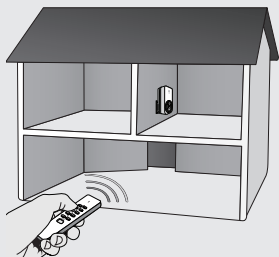
**USER MANUAL
MULTI LANGUAGE**



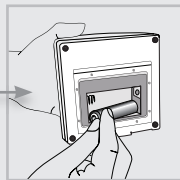
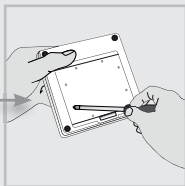
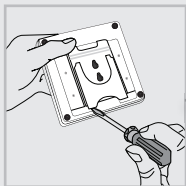
Item 71029 Version 1.0
Visit www.trustsmarthome.com
for the latest instructions

WIRELESS SIGNAL REPEATER

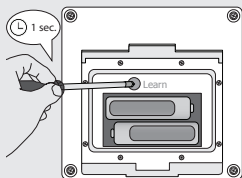
1



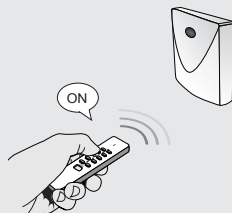
2



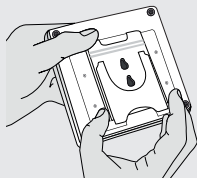
3



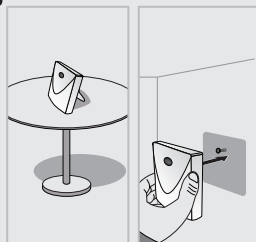
4



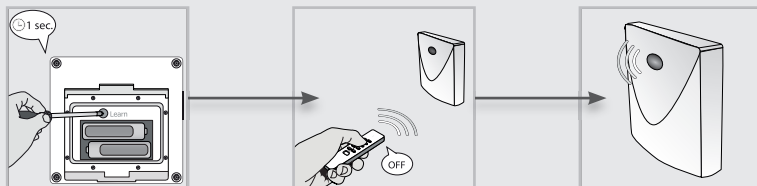
5



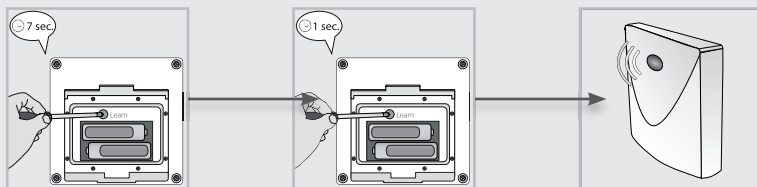
6



7



8





1. Starting point

Make sure the Trust SmartHome transmitter is assigned to the Trust SmartHome receiver before proceeding. Read the receiver's manual for the code learning procedure.

2. Install batteries:

1. Detach the foot stand with a screwdriver.
2. Remove the screws to open the battery compartment.
3. Insert 2x 1,5V AA alkaline batteries with the correct polarity into the battery compartment.

3. Activate learn mode

Press the learn-button for 1 second. The learn mode will be active for 15 seconds and the LED-indicator on the front will blink.

4. Assign Trust SmartHome transmitter code

While the learn-mode is active, send an ON-signal with any Trust SmartHome transmitter. The LED-indicator will slowly blink twice to confirm the code has been received.

5. Close battery cover and click-on the foot stand.

Tighten all screws to ensure waterproofness.

6. Mounting inside or outside

Use the foot for horizontal placement or use the rear slots for vertical mounting.

7. Single code delete

1. Press the learn-button for 1 second. The learn mode will be active for 15 seconds and the LED-indicator will blink.
2. While the delete mode is active, send an OFF-signal with a Trust SmartHome transmitter to delete the transmitter code.
3. The LED indicator will blink twice slowly to confirm code deletion.

8. Full memory delete

1. Press and hold the learn-button (aprox. 7 sec.) untill the LED-indicator starts blinking. The delete mode will be active for 15 seconds.
2. While the delete mode is active, press the learn button again for 1 second.
3. The LED indicator will blink twice slowly to confirm memory deletion.



START-LINE
TRANSMITTER AEX-701



IMPORTANT INFORMATION
MULTI LANGUAGE

Item 71029 Version 1.0
Visit www.trustsmarthome.com
for the latest instructions

WIRELESS SIGNAL REPEATER



AEX-701 WIRELESS SIGNAL REPEATER

Read these simple guidelines. Not following them may be dangerous and faulty installation invalidate any warranty that may apply to this product.

COMPATIBILITY

This product works with all Trust SmartHome transmitters.

TECHNICAL SPECIFICATIONS

- | | |
|--------------------|---------------------------------|
| • Battery | 2x 1,5 Volt AA alkaline |
| • RF frequency | 433.92 MHz |
| • RF range | Up to 30 m (optimal conditions) |
| • Memory addresses | 6 |
| • Protection class | IP56 |

FUNCTIONALITY

Signal repeater to extend the range of Trust SmartHome transmitters with a maximum of 30 meters (optimal conditions).

REMARKS

- Use only one AEX-701 in the same area.
- Avoid using the AEX-701 in combination with dimmer receivers, because the dim-mode can be activated if the dimmer receives an on-signal directly from the Trust SmartHome transmitter and the same on-signal via the signal repeater.
- A total of 6 transmission codes can be repeated with this signal repeater.

WIRELESS RADIO SIGNAL

- The 433.92 MHz radio signal passes through walls, windows and doors.
- Indoor range: up to 30 m. Outdoor range: up to 70 m. (optimal conditions)
- The range is strongly dependent on local conditions, such as the presence of metals. For example, the thin metal coating in Low-emissivity (Low-E) glass has a negative impact on the range of radio signals.
- There may be restrictions on the use of this device outside the EU. If applicable, check whether this device complies with local directives.

BATTERY

Remove the battery if the product will not be used for an extended period. Extreme temperatures reduce the capacity and lifetime of the battery. Battery performance is particularly limited in temperatures below freezing.

If the LED indicator flashes every 3 seconds, the batteries are almost discharged. Replace the batteries.

Do not crush, burn or shred batteries. Dispose of batteries according to local regulations. Please recycle when possible. Do not dispose as household waste.

LIFE-SUPPORT

Never use Trust SmartHome products for life-support systems or other applications in which equipment malfunctions can have life-threatening consequences.

INTERFERENCE

All wireless devices may be subject to interference, which could affect performance. The minimum distance between 2 receivers should be at least 50 cm.

LEGAL INFORMATION

CE: Trust declares this device complies with the Directives as listed in Section 2 of this document.
WEEE: Dispose of the device at a recycling centre. More information: www.trustsmarhome.com
Warranty information: www.trustsmarhome.com/warranty

REPAIRING

Do not attempt to repair this product. There are no user-serviceable parts inside.

WATER-RESISTANCE

This product is IP56 water-resistant. Make sure not to damage the rubber seal on the inside.

CLEANING

Use a dry cloth to clean this product. Do not use harsh chemicals, cleaning solvents, or strong detergents.

HANDLING

Do not drop, knock, or shake the device. Rough handling can break internal circuit boards and fine mechanics.

ENVIRONMENT

Do not expose the product to excessive heat or cold, as it can damage or shorten the life of electronic circuit boards.

CE Declaration of Conformity

Trust International B.V. declares that this TRUST SMART Home-product:

Model:	AEX-701 WIRELESS SIGNAL REPEATER
Item number:	71029
Intended use:	Indoor

is in compliance with the essential requirements and other relevant provisions of the following directives: EMC Directive, Low Voltage Directive and R&TTE Directive.

The product is compatible with the following norms/standards:

EN 300 220-1 V2.4.1 (2012-05)
EN 300 220-2 V2.4.1 (2012-05)
EN 301 489-1 V1.9.2 (2011-09)
EN 301 489-3 V1.6.1 (2013-08)
EN 61000-4-2:2009
EN 61000-4-3:2006 + A1 :2008 + A2:2010
EN 62479:2010
EN 60669-2-1:2004 + A1:2009 + A12:2010
EN 60669-2-2:2006
EN 60669-1:1999 + A1:2002 + A2:2008
EN 60529:1991+A1:2000

Authorized representative



H. Donker, Procurement Director
Dordrecht, 1-1-2015

EUROTEC People • Technology • Solutions
HVAC • Refrigeration • Electrical • Measurement

TRUST SMART Home
LAAN VAN BARCELONA 600
3317DD DORDRECHT
NEDERLAND
www.trustsmarthome.com