



Qof wct Eqpcevqt

Description

W brand modular contactors are designed for use in modular panels and enclosures. Electric ratings: up to 20A, 25A, 40A, 63A. Compact modular design. No noise during operation. Suitable for housing within a consumer unit or modular enclosure.

Technical Data

Rated operational voltage: 230/400V 50Hz

IP degree of protection: IP20 conforming to BS EN 60529

Utilization category: AC-7a and AC-1 according to BS EN 60947-4-1

Ambient temperature: -25 °C -- +40 °C

Recommended Torque: 2.0Nm

35mm Din rail mounting

Complies with BS EN 61095

Part No	Description	Qty
WAC2P20	2 Pole 20A 2NO AC contactor	60
WAC2P25	2 Pole 25A 2NO AC contactor	60
WAC2P32	2 Pole 32A 2NO AC contactor	60
WAC2P40	2 Pole 40A 2NO AC contactor	60
WAC2P63	2 Pole 63A 2NO AC contactor	60
WAC2P100	2 Pole 100A 2NO AC contactor	60
WAC2P125	2 Pole 125A 2NO AC contactor	60
WAC4P20	4 Pole 20A 4NO AC contactor	60
WAC4P25	4 Pole 25A 4NO AC contactor	60
WAC4P32	4 Pole 32A 4NO AC contactor	60
WAC4P40	4 Pole 40A 4NO AC contactor	60
WAC4P63	4 Pole 63A 4NO AC contactor	60
WAC4P100	4 Pole 100A 4NO AC contactor	60
WAC4P125	4 Pole 125A 4NO AC contactor	60



Ratings

Part No.	Utilization category	Ui (V)	Ue (V~)	Conventional heating current (A)	Ie (A)	Controlled power (kW)
WAC2P20, WAC4P20	AC-1, AC-7a	500	230	20	20	4
WAC2P20, WAC4P20	AC-7b	500	230	20	9	1.2
WAC2P25, WAC4P25	AC-1, AC-7a	500	400	25	25	16
WAC2P32, WAC4P32	AC-1, AC-7a	500	400	40	40	40
WAC2P40, WAC4P40	AC-1, AC-7a	500	400	40	40	40
WAC2P63, WAC4P63	AC-1, AC-7a	500	400	63	63	40
WAC2P100, WAC4P100	AC-1, AC-7a	500	400	100	60	66
WAC2P125, WAC4P125	AC-1, AC-7a	500	400	125	80	70

Making and breaking capacity

Model	Utilization category	Making and breaking conditions			Electrification time (s)	Interval time (s)	Operating cycle times
		Ic/Ie	Ur/Ue	COSφ			
WAC2P20, WAC4P20	AC-1, AC-7a	1.5	1.05	0.8	0.05	10	50
WAC2P20, WAC4P20	AC-7b	8	1.05	0.45	0.05	10	50
WAC2P25, WAC4P25	AC-1, AC-7a	1.5	1.05	0.8	0.05	10	50
WAC2P32, WAC4P32	AC-1, AC-7a	1.5	1.05	0.8	0.05	10	50
WAC2P40, WAC4P40	AC-1, AC-7a	1.5	1.05	0.8	0.05	10	50
WAC2P63, WAC4P63	AC-1, AC-7a	1.5	1.05	0.8	0.05	10	50
WAC2P100, WAC4P100	AC-1, AC-7a	1.5	1.05	0.8	0.05	10	50
WAC2P125, WAC4P125	AC-1, AC-7a	1.5	1.05	0.8	0.05	10	50



Conventional operating performances of WAC2P20~25 and WAC4P20~25

Utilization category	Making conditions			Breaking conditions			Electrification time (s)	Interval time (s)	Operating frequency
	I/le	U/UE	COSφ	Ic/le	Ur/UE	COSφ			
AC-1	1.0	1.05	0.8	1.0	1.05	0.8	0.05	10	6000
AC-7a	1.0	1.05	0.8	1.0	1.05	0.8	0.05	10	30000
AC-7b	6.0	1.0	0.45	1.0	0.17	0.45	0.05	10	30000

Conventional operating performances of WAC2P32~63 and WAC4P32~63

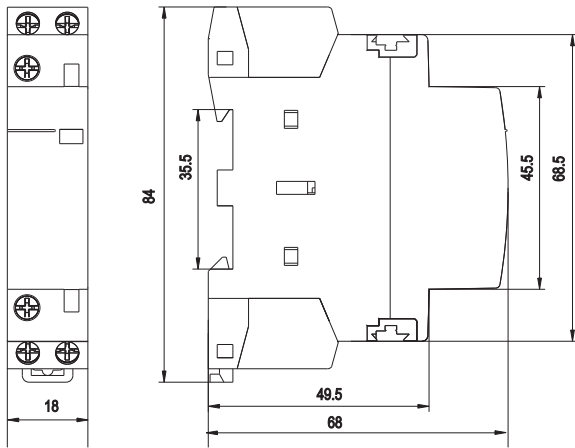
Utilization category	Making and breaking conditions			Electrification time (s)	Interval time (s)	Operating frequency
	Ic/le	Ur/UE	COSφ			
AC-1	1.0	1.05	0.8	0.05	10	6000
AC-7a	1.0	1.05	0.8	0.05	10	30000

Conventional heating current under different ambient temperature

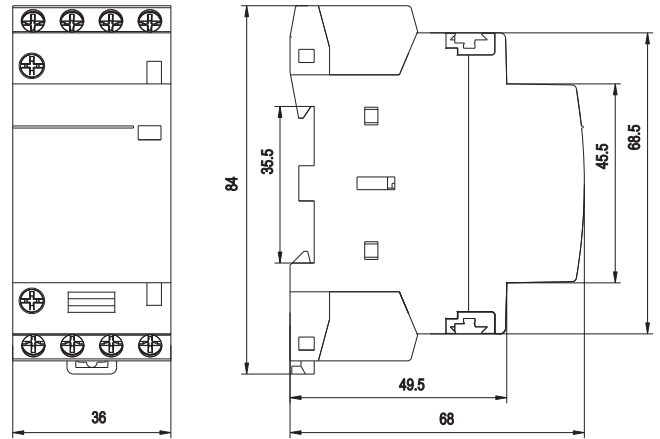
Rated current	40°C	50°C	60°C	70°C
Ie=20A	20A	18A	16A	14A
Ie=25A	25A	22A	18A	16A
Ie=32A	40A	38A	36A	32A
Ie=40A	40A	38A	36A	32A
Ie=63A	63A	57A	50A	46A

Number of appended lamps with voltage up to 230V

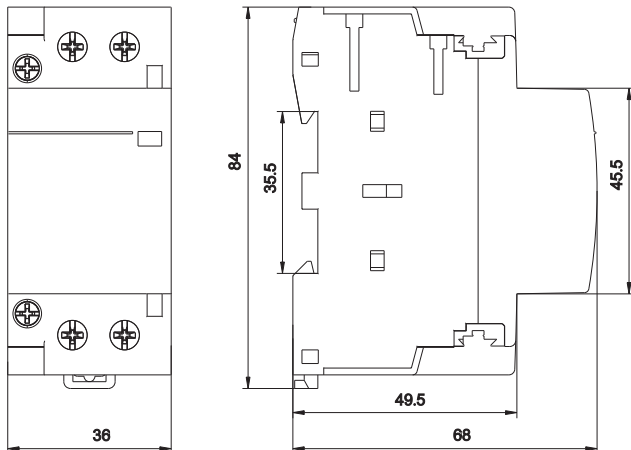
Unit power	Tungsten filament and halogen 230V					
	60W	100W	200W	300W	500W	1000W
20A	20	12	6	4	2	1
25A	36	20	11	7	4	2
40A	85	50	25	17	10	5
63A	115	70	35	23	14	7



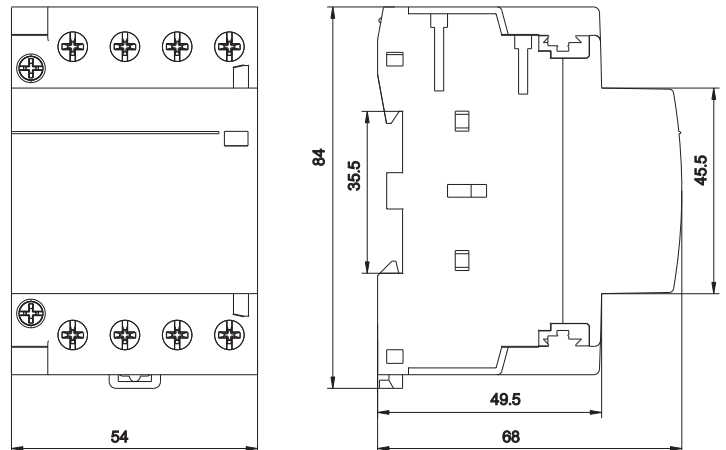
WAC2P20, WAC2P25



WAC4P20, WAC4P25



WAC2P32, WAC2P40, WAC2P63



WAC4P32, WAC4P40, WAC4P63