

## **V2 120 Gallon Parts List: (4x2x2)**

- A. 4x2 Panel (Back) x1
- B. 4x2 Fully Assembled Bottom x1
- C. 2x2 Side Panel With Cord Opening x2
- D. Glass Doors x2
- E. Clear Substrate Panel x1
- F. Top Screen with assembled support bars x1
- G. Long Flat Bar x1 (Logo Bar)
- H. Short Bar L Shaped x2 (Back Bars)
- I. Jointed Short Bar x2 (Front Bars) (Specify Right or Left)
- J. Cable Port x2
- K. Door Panel Handle x2
- L. Door Handle Screws x4
- M. Door Handle Washers x4
- N. Door Handle Protector, Rubber x2
- O. Mallet x1
- P. Pin Lock x1

**A. 4x2 Panel (Back) x1**

Actual Dimensions: 46 1/2" x 22 7/16"




**B. 4x2 Fully Assembled Bottom x1**

Actual Dimensions: 48 1/4" X 24 1/4"




**C. 2x2 Side Panel With Cord Opening x2**

Actual Dimensions: 22 7/16" x 22 7/16"



**D. Glass Doors x2**

Actual Dimensions: 23 13/16" x 17 1/4"



### E. Clear Substrate Panel x1

Actual Dimensions: 46 9/16" x 4 3/8"



### F. Top Screen With Assembled Support Bars x1

Actual Dimensions: 48 1/4" x 24 1/4"



### G. Long Flat Bar x1 (Logo Bar)

Actual Dimensions: 46 9/16" x 1 1/4 "



### H. Short Bar L Shaped x2 (Back Bars)

Actual Dimensions: 22 7/16" x 1 1/4 "



**I. Jointed Short Bar x2 (Front) (Specify Right or Left)**

Actual Dimensions: 22 7/16" x 1 1/4"



**J. Cable Port x2**




**K. Door Panel Handle x2**



**L. Door Handle Screws x4**



**M. Door Handle Washers x4**



**N. Door Handle Protector, Rubber x2**



**O. Mallet x1**



**P. Pin Lock x1**

