

# **5x2x2(150 Gallon) Parts List**

**A - Fully Assembled Bottom**

**B - 24"x24" Panel(with cable port hole) x2**

**C - 60"x24" Panel (back panel)**

**D - Glass Door x2**

**E - Substrate Panel**

**F - Fully Assembled Mesh Top**

**G - Long Logo Bar (double tracks)**

**H - Short bar (Single Track) x2**

**I - Short bar w/ insert pieces (double track) x2**

**J - Door Handle x2**

**K - Door Handle Screws x4**

**L - Door Handle Washers x4**

**M - Rubber Door Handle Protector x2**

**N - Port Hole Covers x2**

**O - Locking Pin**

**P - Mallet**


A: Fully Assembled Bottom



B: 24"x24" Panel (with cable port holes) x2



C: 60"x24" Panel (Back Panel)




D: Glass Doors x2

E: Clear Substrate Panel



F: Fully Assembled Mesh Top



G: Long Logo Bar (Double Tracks)



H: Short Bar (Single Track) x2



I: Short Bar w/ Insert Pieces (double track) x2



J: Door Handle x2




K: Door Handle Screws x4




L: Door Handle Washers x4

M: Rubber Door Handle Protector x2



N: Port Hole Covers x2



O: Locking Pin



P: Mallet

