


50 Gallon Enclosure

36x18x18



- A. 36" x 18" Panel x2**
- B. 18" x 18" Panel x2**
- C. None**
- D. Glass Door x2**
- E. Substrate Panel x1**
- F. Screen Top x1**
- G. Long L-shaped Bar, Single Track x1**
- H. Long L-shaped Bar with Logo, Double Track x1**
- I. Short L-shaped Bar, Single Track x4**
- J. Short L-shaped Bar, Double Track x2**
- K. Corner Connectors x4**
- L. Cable Port Covers x2**
- M. Door Handle x2**
- N. Door Handle Screws x4**
- O. Support Rod x2**
- P. Support Rod Bracket x4**
- Q. Support Rod Screws x8**
- R. Mallet x1**
- S. Substrate Panel Track x3**
- T. Door Handle Washers x4**
- U. Door Handle Protector, Rubber x2**
- V. Locking Pin x1**

A. 36" x 18" Panel x2
Actual Dimensions: 34 11/16" x 16 11/16" x 3/16"
Bottom/Back Panels



B. 18" x 18" Panel x2
Actual Dimensions: 16 11/16" x 16 11/16" x 3/16"
Right/Left Side Panels



D. Glass Door x2
Actual Dimensions: 16 4/16" x 17 12/16" x 2/16"



E. Substrate Panel x1
Actual Dimensions: 35 2/16" x 3 9/16" x 3/16"
Acrylic



F. Screen Top x1
Actual Screen Dimensions: 33 14/16" x 15 14/16"
1/8" Wide Mesh Holes




G. Long L-shaped Bar, Single Track x1
Actual Length: 33 14/16"



H. Long L-shaped Bar with Logo, Double Track x1
Actual Length: 33 14/16"




I. Short L-shaped Bar, Single Track x4
Actual Length: 15 13/16"



J. Short L-shaped Bar, Double Track x2
Actual Length: 15 13/16"



K. Corner Connector x4



L. Cable Port Cover x2



M. Door Handle x2



N. Door Handle Screws x4
1/2" Screws



O. Support Rod x2
Actual Length: 16 9/16"



P. Support Rod Bracket x4



**Q. Support Rod Screws x8
1/4" Screws**



R. Mallet x1



S. Substrate Panel Track x3



T. Door Handle Washers x4



U. Door Handle Protector, Rubber x2



V. Locking Pin x1

