


LightFinder[™]

Making
FIBER IDENTIFICATION
Easy.



**FIBER IDENTIFIER
ID-H**



**LIGHT SOURCE
ID-L**

Making

FIBER IDENTIFICATION

Easy.

ID-H/NA DESCRIPTION:



The **FITE^L LightFinder™ ID-H Fiber Optic Identifier** is a lightweight, handheld, easy-to-use tool to safely and effectively identify the transmission direction, fiber path, and relative core power on live optical fibers.

The **LightFinder™ Fiber Optic Identifier** uses the super-low insertion loss local detection method of macro-bending. This allows for detection of the optical signals during installation and maintenance without disconnecting the fiber or interrupting the traffic signal. The **LightFinder™** eliminates the need to open the optical fiber at the splice point reducing the probability of interrupting service to your customer.

The easy to use, interchangeable adapter heads for jacketed, coated, or ribbon fiber allows for identification of the specific type of optical fiber being used in most cabling systems. The illuminated LED display and audible tone indicators ensure clear identification of the optical fiber.

ID-H/NA PRODUCT FEATURES:

- ★ Easy to use Hand-held installation and maintenance tool
- ★ Lightweight design for handheld use
- ★ Carrying case attaches easily to belt or tool pouch (*included*)
- ★ Battery powered for portable use
- ★ Interchangeable adapter heads for jacketed, coated, or ribbon fiber
- ★ LED displays and audible tone indicators for clear identification
- ★ Detects the tone signal and traffic signal without requiring disconnection of the optical fiber
- ★ Detects 270Hz, 1kHz, and 2kHz tone signals
- ★ Super low insertion loss compared to other competitors' products
- ★ Used in conjunction with the **Fitel ID-L Light Source**



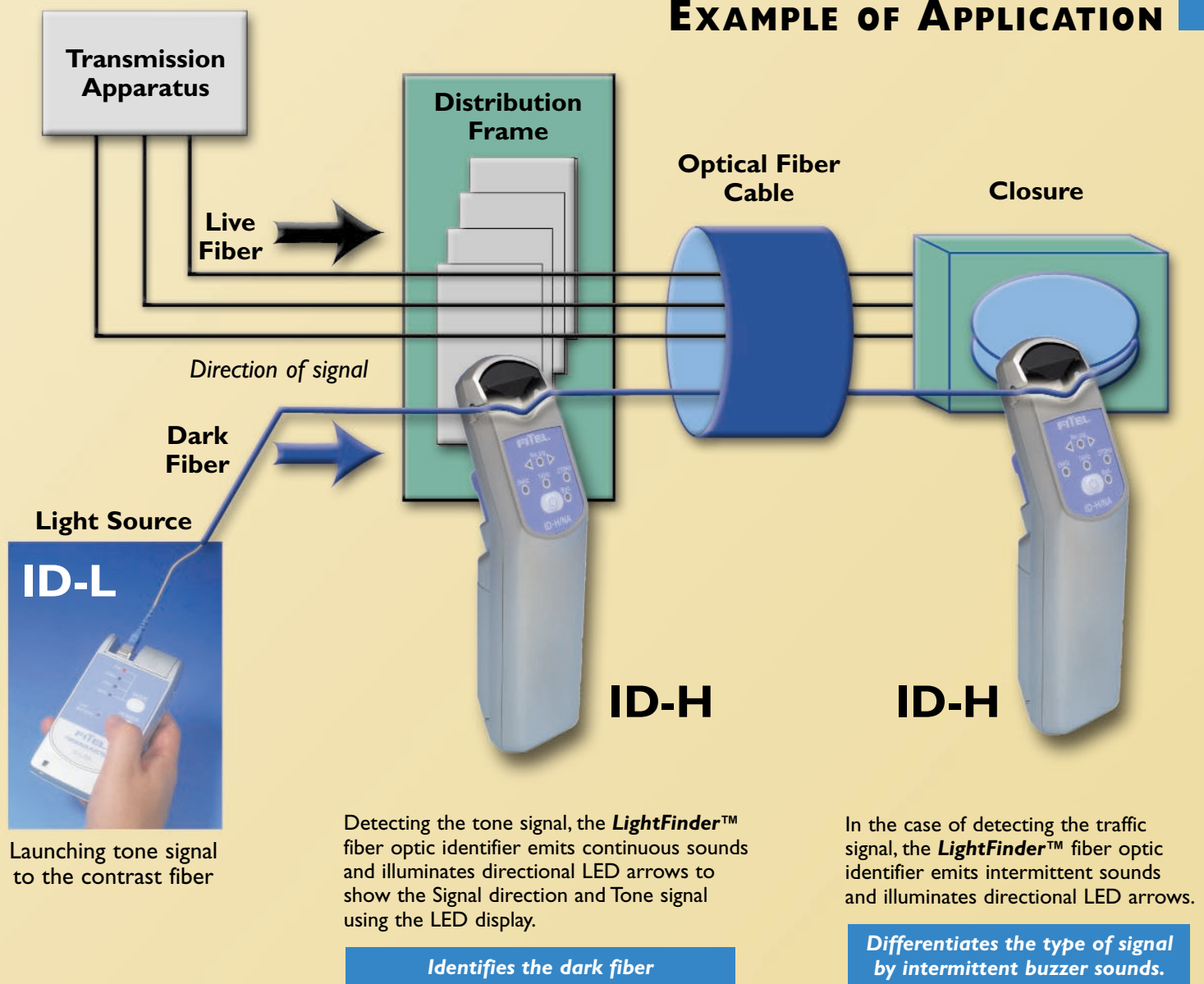
ID-L/DA LIGHT SOURCE DESCRIPTION:

The **Light Source ID-L** used in conjunction with our **LightFinder™** fiber optic identifier offers you all the right tools to make your job easier. The **ID-L** is a light weight, hand-held unit that features a single button control to change the output mode from CW, 270Hz, 1kHz, and 2kHz. The **ID-L** is battery powered and includes an auto-shutdown function.

ID-L/DA PRODUCT FEATURES:



- ✦ Operates more than 16 hours by battery (*auto shutdown function*)
- ✦ SC, FC, ST, DIN and DIA connectors are available
- ✦ Lightweight design for easy handling
- ✦ Removable adapter for easy cleaning
- ✦ Used in conjunction with the **Fitel ID-H LightFinder™** optical identifier

EXAMPLE OF APPLICATION



Make sure to launch the tone signal to the dark fiber and confirm the detection before disconnecting it.

ID-H and ID-L Construction

Ordering Code	Product Name	Code	Remarks
ID-H/NA	Main Unit	ID-H-101	Battery and Strap, Instruction manual included
	Adapter Head (For single fiber and ribbon)	ID-H-102	Applicable for following SMF: Up to 12-fiber ribbon; 250µm single fiber
	Adapter Head (For tight buffer)	ID-H-103	Applicable for SM 900µm tight buffer
	Adapter Head (For 1.6mm cordage)	ID-H-104	Applicable for SM 1.6mm cordage
	Adapter Head (For 3.0mm cordage)	ID-H-105	Applicable for SM 3.0mm cordage
	Carrying Case	ID-H-106	Easily fits belt/tool pouch
Option	Adapter Head (For 2.0mm cordage)	ID-H-107	Applicable for SM 2.0mm cordage
ID-L/DA	 Main unit	ID-L/DA	Battery included (Specify connector type)
Option	Carrying Case	ID-L/XA I	Easily fits belt/tool pouch

ID-H and ID-L Specifications

Item	ID-H Specification			ID-L Specification
Product Code	ID-H/NA			ID-L/DA
Applicable Fiber	Up to 12-fiber ribbon 250µm single fiber	900µm tight buffer	Cordage	
Applicable Wavelength	1310 / 1550nm			
Frequency for Tone Signal*1	270Hz, 1kHz and 2kHz			CW, 270Hz, 1kHz and 2kHz
Launch Power				More than -5dBm
Insertion Loss *2 (Typical)	1310nm: 0.1dB 1550nm: 1.0dB	1310nm: 0.1dB 1550nm: 0.5dB	1310nm: 0.1dB 1550nm: 0.5dB	
Minimum Receiving Level *2 (Typical)	1550nm: -38dBm	1550nm: -33dBm	1550nm: -25dBm	
Indication for Traffic Signal	Direction LED illuminates + Intermittent buzzer sound			
Indication for Tone Signal	Direction LED and Tone signal LED illuminates + Continuous buzzer sound			
Connector Type				Standard: SC Connector (Possible to clean the ferrule)
Operating Time	8 hours (Using alkaline battery) (Auto shutdown functionality)			16 hours (Using alkaline battery) (Auto shutdown functionality)
Dimensions (W*D*H)	40mm * 60mm * 150mm			128mm * 70mm * 22.5mm
Weight	160g (Including battery)			160g (Including battery)

*1: Duty ratio 50%

*2: This specification is based on our optical fiber with our test method.

Furukawa Electric reserves the right to improve, enhance and modify the features and specifications of this product without prior notification.

Furukawa America Inc.

200 Westpark Drive Suite 190

Peachtree City, GA 30269

770-487-1234 ext.106 or ext. 112

miida@FurukawaAmerica.com

www.furukawa.co.jp/english

www.furukawa.co.jp/optcom/optkouji/e_id-h.htm

