

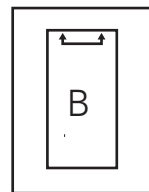

Print at 100%.

Check 1" box to make sure the scale is correct.

Cut around black boxes.

Match circles and tape together

Cut out pattern

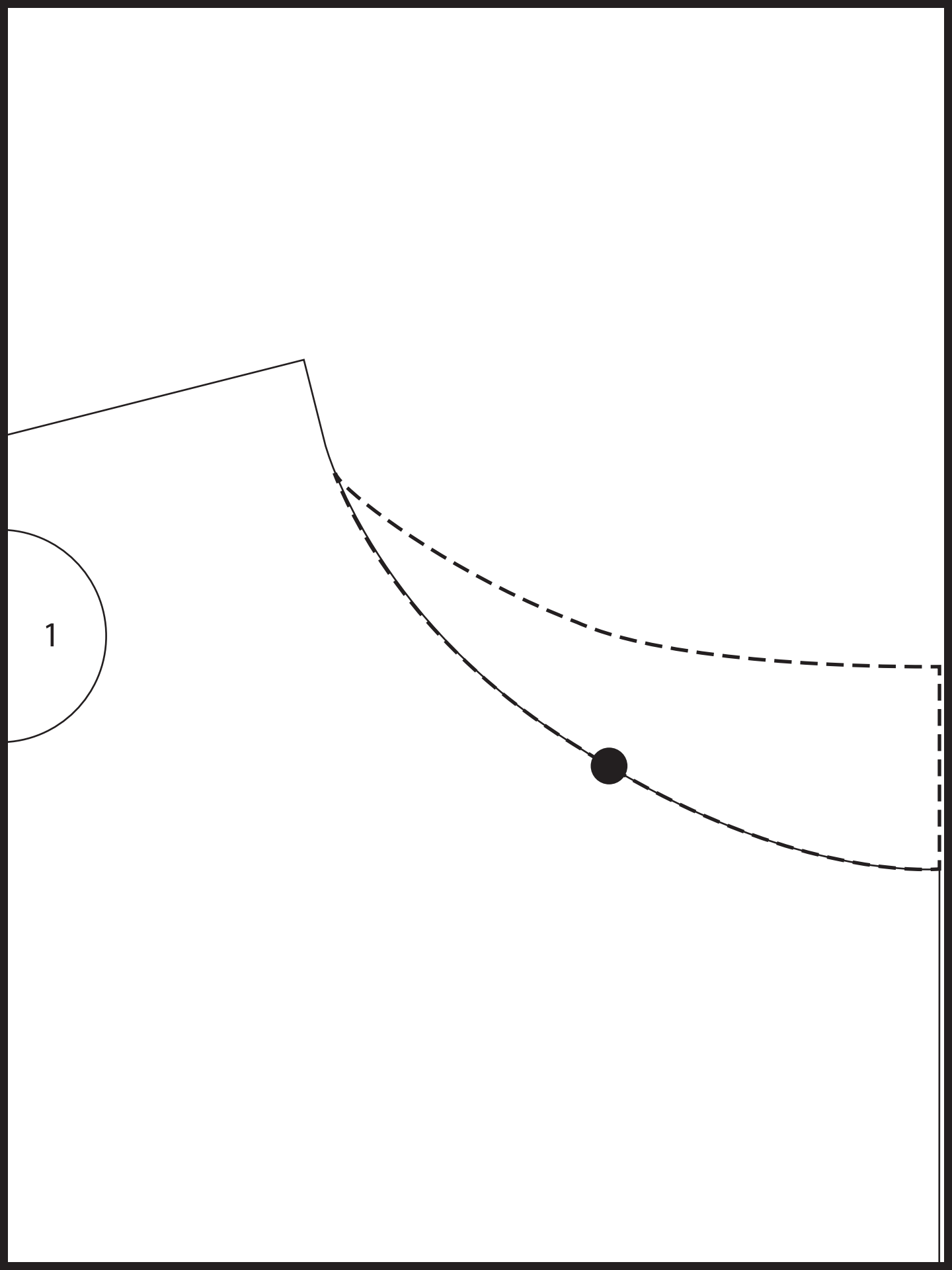


www.fairandsimple.com

This dress pattern was made for the purpose of raising awareness about human trafficking and fundraising with Dressemer to fight against it. Please visit the link in the online tutorial to donate, pin this tutorial, and share your dress on IG @fairandsimple. #itsbiggerthanadress

Visit fairandsimple.com to browse ethically sourced gifts that make a positive impact on the people behind the products.

THIS PATTERN IS FOR PERSONAL USE ONLY
COPYRIGHT FAIR+SIMPLE



1

www.fairandsimple.com

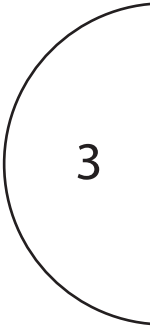
Size 8

A



2





3



3

Shorten by cutting and overlapping

Lengthen by cutting and spreading



4



5

