

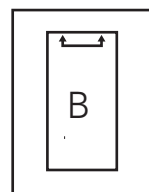
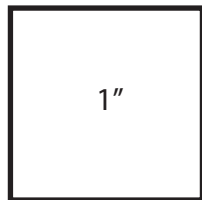
Print at 100%.

Check 1" box to make sure the scale is correct.

Cut around black boxes.

Match circles and tape together

Cut out pattern



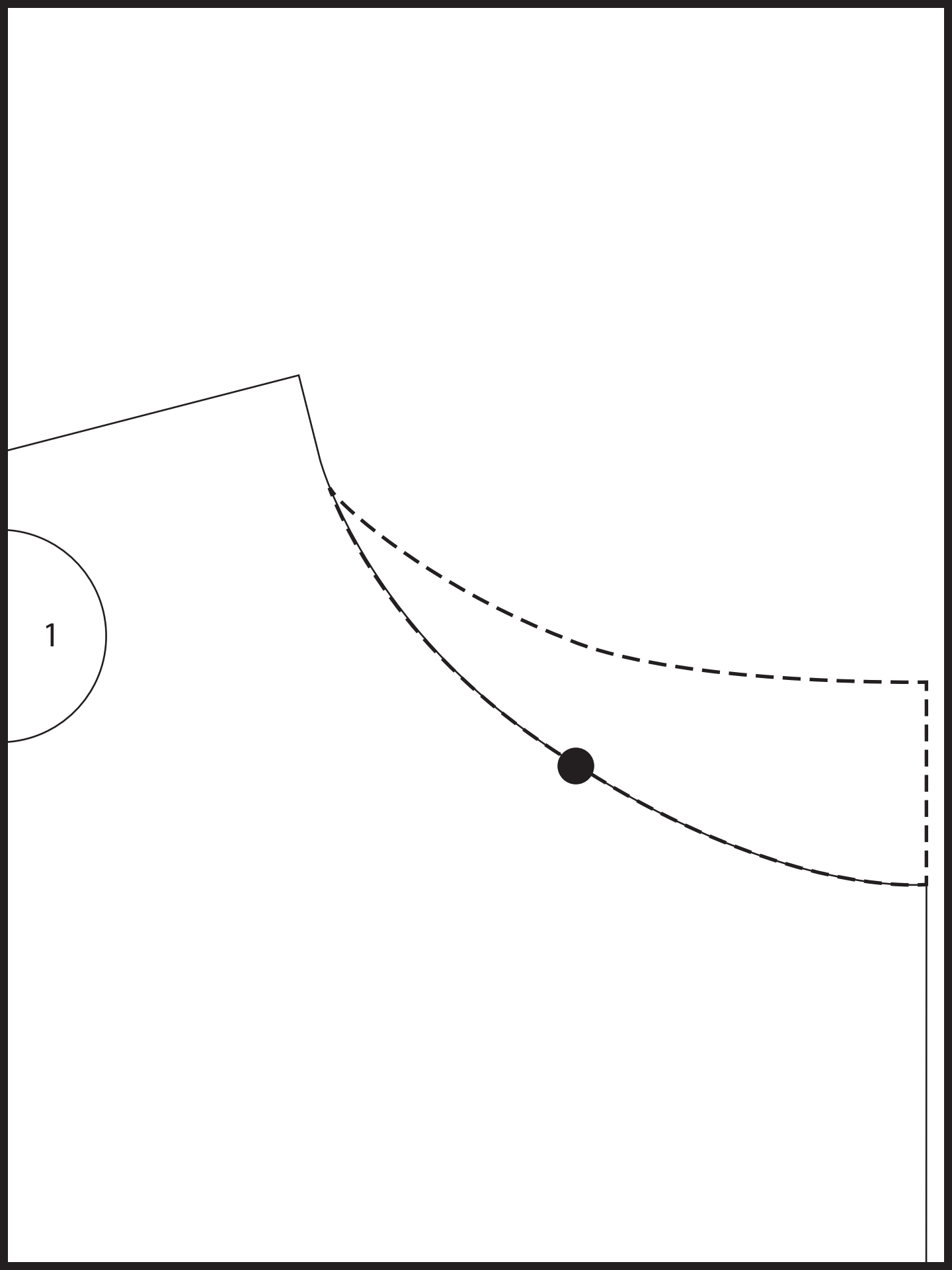
[www.fairandsimple.com](http://www.fairandsimple.com)

This dress pattern was made for the purpose of raising awareness about human trafficking and fundraising with Dressemer to fight against it. Please visit the link in the online tutorial to donate, pin this tutorial, and share your dress on IG @fairandsimple. #itsbiggerthanadress

Visit [fairandsimple.com](http://fairandsimple.com) to browse ethically sourced gifts that make a positive impact on the people behind the products.

THIS PATTERN IS FOR PERSONAL USE ONLY  
COPYRIGHT FAIR+SIMPLE







www.fairandsimple.com

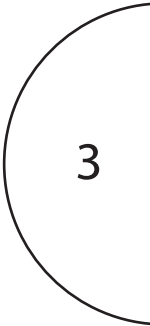
Size 6

A



2





3

3

**Shorten by cutting and overlapping**

**Lengthen by cutting and spreading**







4





5

