



Coyote Cone Six Glazes

TEXAS TWO STEP OIL SPOTS

Want to get something phenomenal out of your electric kiln?

Coyote Texas Two Step Glazes are completely unlike anything we've offered before. A two part system, each glaze by itself appears as a glossy or sometimes slightly mottled color, solid and non-breaking. Layering the Step One Undercoats with Step Two Overcoats produces spectacular oil spot effects. Every overcoat is compatible with every undercoat, opening new worlds of possibility for your designs! The chart on the right shows all the current combinations of Texas Two Step Glazes. The tiles across the top are the Undercoats, and the tiles down the left are the Overcoats, with the combinations shown at their intersection. Thicker coats will result in bigger oil spots. These tiles were made by brushing three coats of each glaze, allowing each coat to dry and alternating the direction of the coats. The glazes can also be applied by dipping, just dip once in each glaze, allowing to dry between coats.

Step 1 Undercoats ⇨

Step 2 Overcoats ⇩



LICORICE
MBG140



COFFEE BEAN
MBG141



BRICK RED
MBG142




BLUE MOON
MBG150



MBG150 OVER
MBG140



MBG150 OVER
MBG141



MBG150 OVER
MBG142



BIRCH
MBG151



MBG151 OVER
MBG140



MBG151 OVER
MBG141



MBG151 OVER
MBG142



TEXAS ROSE
MBG152



MBG152 OVER
MBG140




MBG152 OVER
MBG141




MBG152 OVER
MBG142



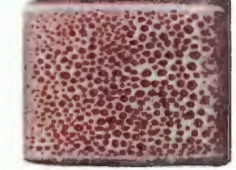
MARSHMALLOW
MBG153



MBG153 OVER
MBG140




MBG153 OVER
MBG141




MBG153 OVER
MBG142




SEA MIST
MBG154



MBG154 OVER
MBG140



MBG154 OVER
MBG141



MBG154 OVER
MBG142