








STONEWARE COMBO

SW-171 Enchanted Forest

Cone 6



Technique was achieved by brushing on two (2) layers of base glaze (SW-171 Enchanted Forest). Then apply two (2) layers of top glaze, letting glazes dry between coats.

	 SW-100 Blue Surf <i>over</i> SW-171 Enchanted Forest		 SW-106 Alabaster <i>over</i> SW-171 Enchanted Forest		 SW-107 Dunes <i>over</i> SW-171 Enchanted Forest
	 SW-119 Cinnabar <i>over</i> SW-171 Enchanted Forest		 SW-130 Copper Jade <i>over</i> SW-171 Enchanted Forest		 SW-135 Wintergreen <i>over</i> SW-171 Enchanted Forest
	 SW-155 Winter Wood <i>over</i> SW-171 Enchanted Forest		 SW-165 Lavender Mist <i>over</i> SW-171 Enchanted Forest		 SW-176 Sandstone <i>over</i> SW-171 Enchanted Forest
	 SW-182 Antique Brass <i>over</i> SW-171 Enchanted Forest		 SW-201 Turquoise <i>over</i> SW-171 Enchanted Forest		 SW-255 Gray Opal <i>over</i> SW-171 Enchanted Forest

Vases shown are fired to Cone 6 on White Stoneware body.




MaycoColors.com








STONEWARE COMBO

SW-171 Enchanted Forest Cone 10 reduction



Technique was achieved by brushing on two (2) layers of base glaze (SW-171 Enchanted Forest). Then apply two (2) layers of top glaze, letting glazes dry between coats.

	 SW-100 Blue Surf over SW-171 Enchanted Forest		 SW-106 Alabaster over SW-171 Enchanted Forest		 SW-107 Dunes over SW-171 Enchanted Forest
	 SW-119 Cinnabar over SW-171 Enchanted Forest		 SW-130 Copper Jade over SW-171 Enchanted Forest		 SW-135 Wintergreen over SW-171 Enchanted Forest
	 SW-155 Winter Wood over SW-171 Enchanted Forest		 SW-165 Lavender Mist over SW-171 Enchanted Forest		 SW-176 Sandstone over SW-171 Enchanted Forest
	 SW-182 Antique Brass over SW-171 Enchanted Forest		 SW-201 Turquoise over SW-171 Enchanted Forest		 SW-255 Gray Opal over SW-171 Enchanted Forest

Vases shown are fired to Cone 10 reduction on White Stoneware body.



MaycoColors.com

