

# **SILICONE EXTRUSIONS EPDM EXTRUSIONS RUBBER STRIPS & SEALS**

**HOLLOW ROUND SILICONE TUBING,  
SILICONE CORDS (SQUARE & ROUND)  
SILICONE SPONGE CORD (SQUARE & ROUND CORDS)  
NEOPRENE ROUND SPONGE CORDS  
CUT NEOPRENE & EPDM PLAIN AND SELF ADHESIVE  
RUBBER MOULDINGS, PLASTIC MOULDINGS**

**Over 1500 tools available**

## **GEORGE CULLEY (Rubber & Plastics)**

Unit 8 Dodgson Industrial Estate  
Dodgson Street  
Rochdale  
Lancashire , OL16 5SJ

Tel: 0560 344 9596 ( VOIP ) OR: 0161 622 0020

Fax: 0560 344 9597 ( VOIP ) OR: 0161 622 0010

Email: [gculley251@aol.com](mailto:gculley251@aol.com)

[www.rubber-extrusions-seals.co.uk](http://www.rubber-extrusions-seals.co.uk)

### **SEE OUR DRAUGHT EXCLUDER & WEATHER STRIP CATALOGUE**

MANUFACTURERS, STOCKISTS & AGENTS FOR :- BRUSH STRIPS, DRAUGHT EXCLUDERS, WEATHER STRIPPING FOR DOORS & WINDOWS, INDUSTRIAL SEALS, SOLID RUBBER, SPONGE RUBBER, EXTRUSIONS IN SILICONE. ALSO THE FOLLOWING:- EPDM, NEOPRENE, NITRILE, NATURAL RUBBER, WHITE, BLACK & COLOURED RUBBER, RIGID AND FLEXIBLE PLASTIC EXTRUSIONS, PVC, FOAMED EXTRUSIONS, O RINGS, QUAD RINGS, WASHERS IN ALL POLYMERS, SHIMS, BUNGS, SOLID AND HOLLOW BALLS, FEET, EXTRUDED ROUND AND SQUARE CORDS, DIP MOULDINGS, GASKETS, RUBBER OR PLASTIC STRIPS, VITON, SHEET MATERIAL, INSULATION, POLYETHYLENE, POLYURETHANE, MACHINED PLASTIC, ACRYLICS, MILLING, CUTTING OF EXTRUSIONS, HOSES, REINFORCED PVC TUBING, SILICONE TUBING, HOSES, REINFORCED PVC TUBING, SILICONE TUBING, BRASS RODS, FOAM STRIPS, COMPLEX AND EASY EXTRUSIONS FURNITURE TRIMS, CLOSED CELL AND OPEN CELL FOAM STRIPS, PLAIN AND ADHESIVE BACKED ALL INDUSTRIAL COMPONENTS.....ETC.....

**A FULL RUBBER AND PLASTICS SERVICE TO ALL**

## GEORGE CULLEY ~~ INDEX

Page 3 : Introduction

Page 4: Silicone Tubing, Silicone Sponge Square & Round, Neoprene  
Sponge Cords

Pages 5 - 10: P-Strips

Pages: 11 - 12 E Strips

Pages: 13 - 16 D Sections

Pages: 17 - 19 Door Seals

Pages: 20 - 22 Lip Seals

Pages: 23 - 28 U Channels

Pages: 29 - 30 Square Sections, A few Dies shown, All sizes are made to  
order

Page: 31 H Sections

Page: 32 L sections

Page: 33 -34 T Sections

Page: 35 Key Hole Sections

Page: 36 Triangles

Page: 37 Trapeziums

Page: 38 Tadpoles

Page: 39 Bubble sections

Page: 40 Omega / T Slot Sections

Page: 41 Inflatable Profiles

Page: 42 Glazing / Window Seals

Pages: 43- 50 Miscellaneous

Page: 51-52 Foam Buffer Sections / Impact Protection

Page: 53-100 t b a

Page: D1 – D6 Data Sheets

## SILICONE EXTRUSIONS over 1500 tools available

Whilst a lot of sections are stocked , we will remake for a minimum of 25 metres

## GENERAL PURPOSE COMPOUNDS

Silicone rubber is strong, resilient and stretchable at temperatures where organic rubber fails. All silicone is available in a range of shore hardness and colours. General Purpose is serviceable up to 200 degrees Centigrade with special grades useful for limited service up to 315 degrees Centigrade. It also has excellent low temperature flexibility and is used successfully for prolonged periods at - 65 degrees Centigrade. Main colours available are white, black and translucent. We are able to quote for other all colours, subject to volume requirement.

- \* Excellent dielectric strength and insulation properties
    - \* Low moisture absorption, inherently hydrophobic
    - \* Ozone and corona resistant
  - \* Thermal, oxidation and radiation resistant, virtually non existent in other polymers
    - \* Resistant to weathering, ageing and sunlight
    - \* Contains no sulphur or other acidic producing chemicals, causing no staining nor corrosion
  - \* Will not support the growth of fungus when properly cured with correct catalyst
    - \* Excellent thermal insulation properties
    - \* Under most conditions provides excellent release from sticking
  - \* In contrast, can be bonded to most surfaces, using RTV, or to itself to form rings
    - \* Vibration dampening, absorbs energy over a wide range of frequencies
    - \* Food quality
- Thinner walls possible , enabling better seals and more complex sections
- \* Available in sponge , 40 , 50 , 60 , 65, 70, 75 and 80 shore hardness

## SPECIALIST GRADES

- \* Higher Strength
- \* Metal Detectable
- \* High Temperature to 315 deg c
- \* Steam Resistant
- \* Flame Retardant
- \* Wire Grades

## SILICONE & EPDM & NEOPRENE SLEEVING & TUBING (IN SOLID RUBBER AND FOAMED SECTIONS):

From a fine hollow 0.25mm bore to 100mm bore ie towards layflat tubing. Any bore/wall combinations made to your specification. Silicone Tubing is normally available within 2 weeks if not in stock although we carry a wide range in stock.

A list of the dies available is on the following page.

## SILICONE & EPDM SOLID CORDS, ROUND & SQUARE:

Solid 'O' Ring cords in neoprene, nitrile, EPDM or silicone. A list of the dies available is on the following page. We are able to quote for other sizes, subject to volume requirement.

## SILICONE , EPDM , NEOPRENE STRIPS:

Solid strips in neoprene, nitrile, EPDM or silicone. Thickness and width to your specification, subject to a minimum order quantity of 25 metres – normally available within 2 weeks.

## PROFILES & SECTIONS:

Thousands of dies are available.

OR

**PLEASE FORWARD YOUR DRAWINGS OR PIECES FOR PRICING , WE WILL CARRY OUT A DIE SEARCH TO SEE IF WE HAVE A CLOSE SECTION AVAILBLE.**

**PLEASE E MAIL [GCULLEY251@AOL.COM](mailto:GCULLEY251@AOL.COM)  
OR FAX 0560 344 9596 WITH DRAWINGS OR SKETCHES**

**Silicone Tubing – dies available:**

**Inside diameter (mm):**

0.50	3.50	7.00	10.50	14.00	17.50
0.75	4.00	7.50	11.00	14.50	18.00
1.00	4.50	8.00	11.50	15.00	18.50
1.50	5.00	8.50	12.00	15.50	19.00
2.00	5.50	9.00	12.50	16.00	19.50
2.50	6.00	9.50	12.70	16.50	20.00
3.00	6.50	10.00	13.00	17.00	25.00

**Wall thickness (mm):**

0.50	0.70	0.80	1.00	1.50	2.00	3.00
3.50	4.00	5.00	6.00	6.35	7.00	10.00

**Silicone Sponge Cord ( round ) – dies available:**

**Outside diameter (mm):**

2.00	2.50	3.00	3.50	4.00	4.50
5.00	5.50	6.00	6.50	7.00	7.50
8.00	8.50	9.00	9.50	10.00	10.50
11.00	11.50	12.00	12.50	13.00	13.50
14.00	14.50	15.00	15.50	16.00	16.50
17.00	17.50	18.00	18.50	19.00	19.50
20.00	20.50	21.00	21.50	22.00	22.50
23.00	23.50	24.00	24.50	25.00	

**Silicone, EPDM , Sponge & Solid Strip ( square ) – dies available:**

**Size (mm X mm ):**

2.00	2.50	3.00	3.50	4.00	4.50
5.00	5.50	6.00	6.50	7.00	7.50
8.00	8.50	9.00	9.50	10.00	10.50
11.00	11.50	12.00	12.50	13.00	13.50
14.00	14.50	15.00	15.50	16.00	16.50
17.00	17.50	18.00	18.50	19.00	19.50
20.00	20.50	21.00	21.50	22.00	22.50
23.00	23.50	24.00	24.50	25.00	

There is also a wide range of rectangular strips available.

**EPDM And Neoprene ~ Solid & Sponge Cord (round) - dies available:**

**Size (mm):**


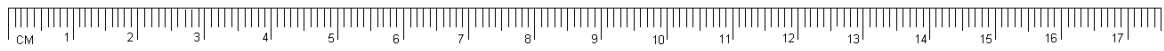
2.00	2.50	2.80	3.00	3.20	3.50
4.00	4.50	4.75	5.00	5.50	6.00
7.00	8.00	9.00	9.50	10.00	12.00
13.00	15.00	19.00	20.00	25.00	30.00

**IF WE DO NOT HAVE AN EXACT DIE TO PRODUCE THE EXTRUSION YOU NEED  
WE CAN MANUFACTURE THE TOOLING IN HOUSE AND PRODUCE A SMALL  
SAMPLE FOR APPROVAL PRIOR TO RECEIVING A BULK ORDER.**

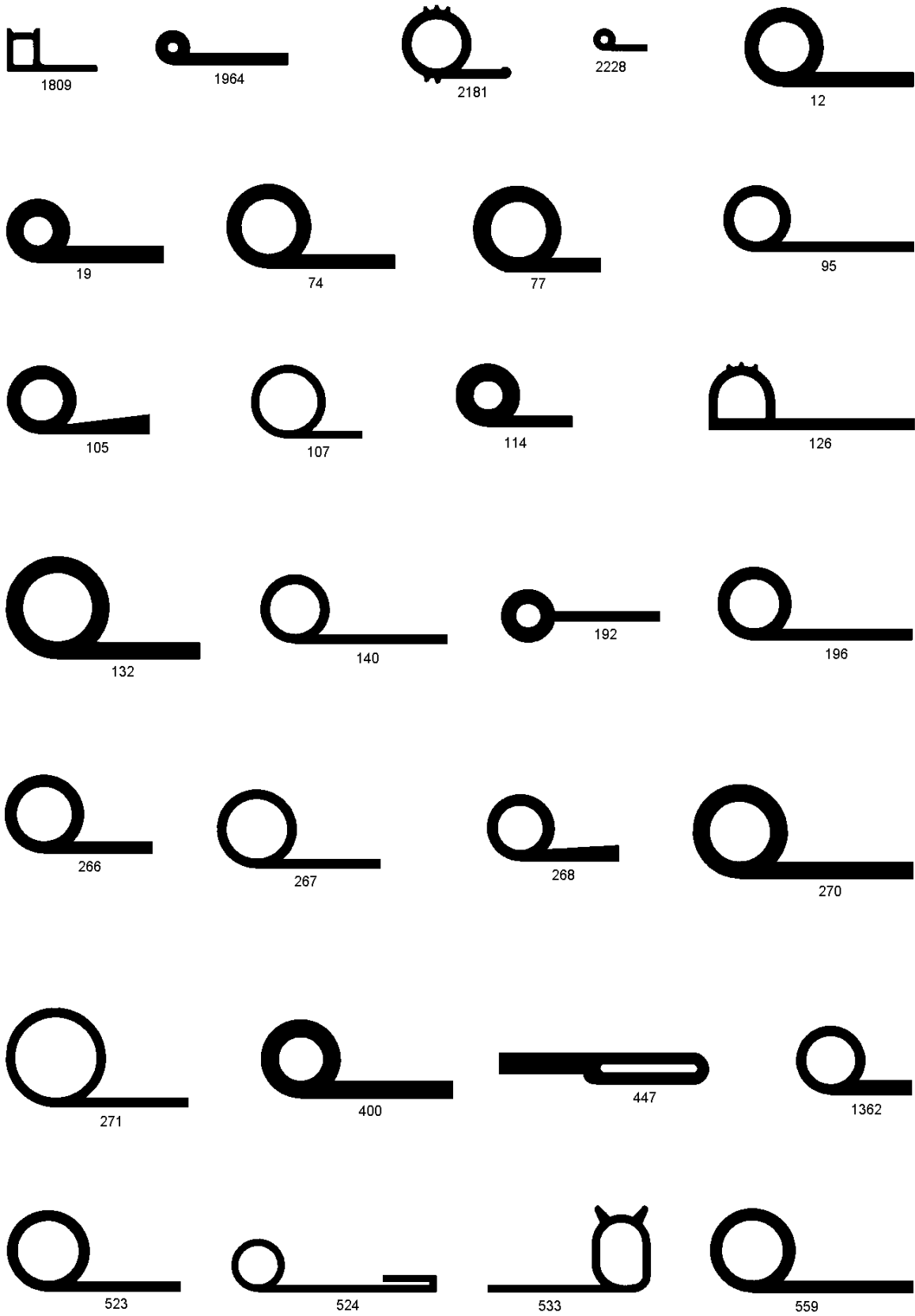
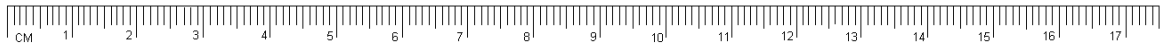
**WE CAN EXTRUDE ANY SILICONE SHAPE. MOST DIES ARE AVAILABLE WITHIN 2-3 WEEKS.**

**WE SHOULD BE PLEASED TO RECEIVE A SKETCH OF THE PROFILE YOU  
REQUIRE SO WE MAY PROVIDE YOU WITH OUR QUOTATION.**


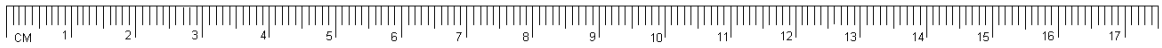
# P-SECTIONS (1) - SILICONE



# P-SECTIONS (2) - SILICONE



# P-SECTIONS (3) - SILICONE




1262



1471



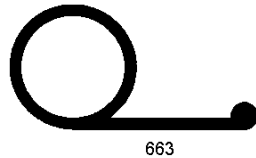
1479



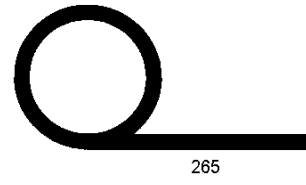
1485




1521



663



265



1732



2082



1564



1608




1643



1737



1770



1796



1804



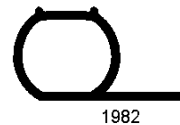
1817



1844



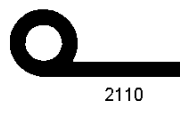
1955



1982




1985



2110



2043



2061



2075



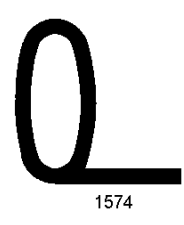

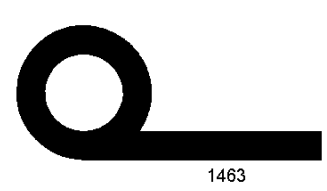
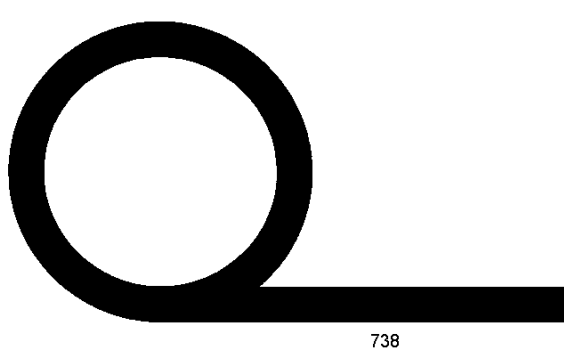
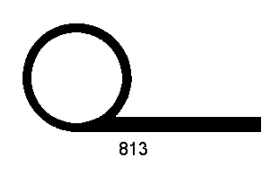

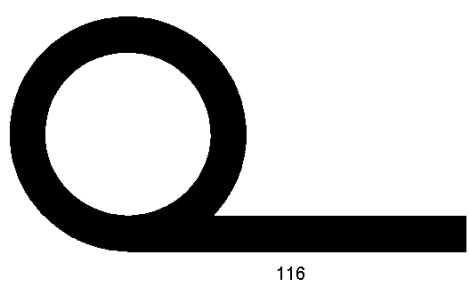


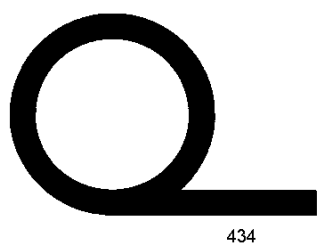
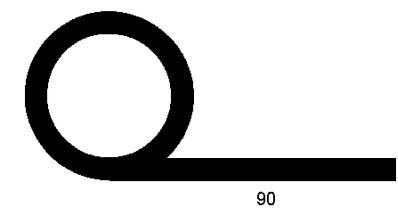
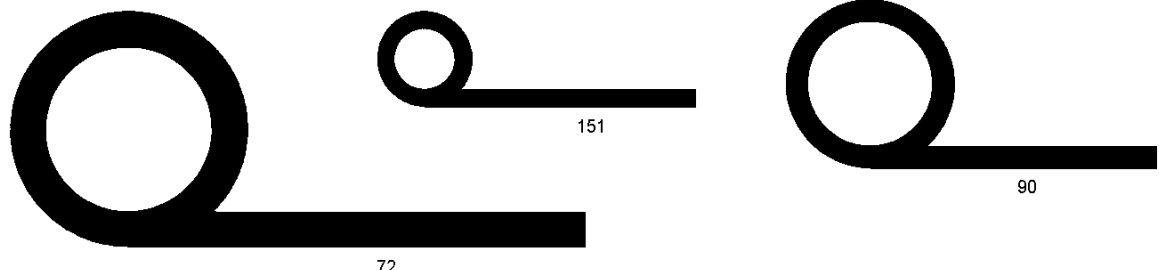
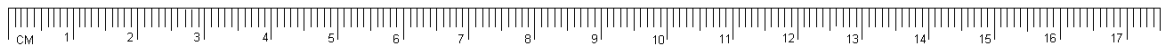


2067




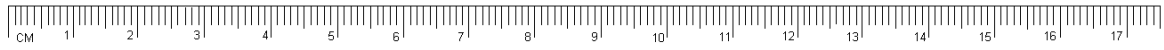
2247

# P-SECTIONS (4) - SILICONE





# P-SECTIONS (5) - SILICONE



## P-SECTIONS (6)

### MATERIAL - SILICONE



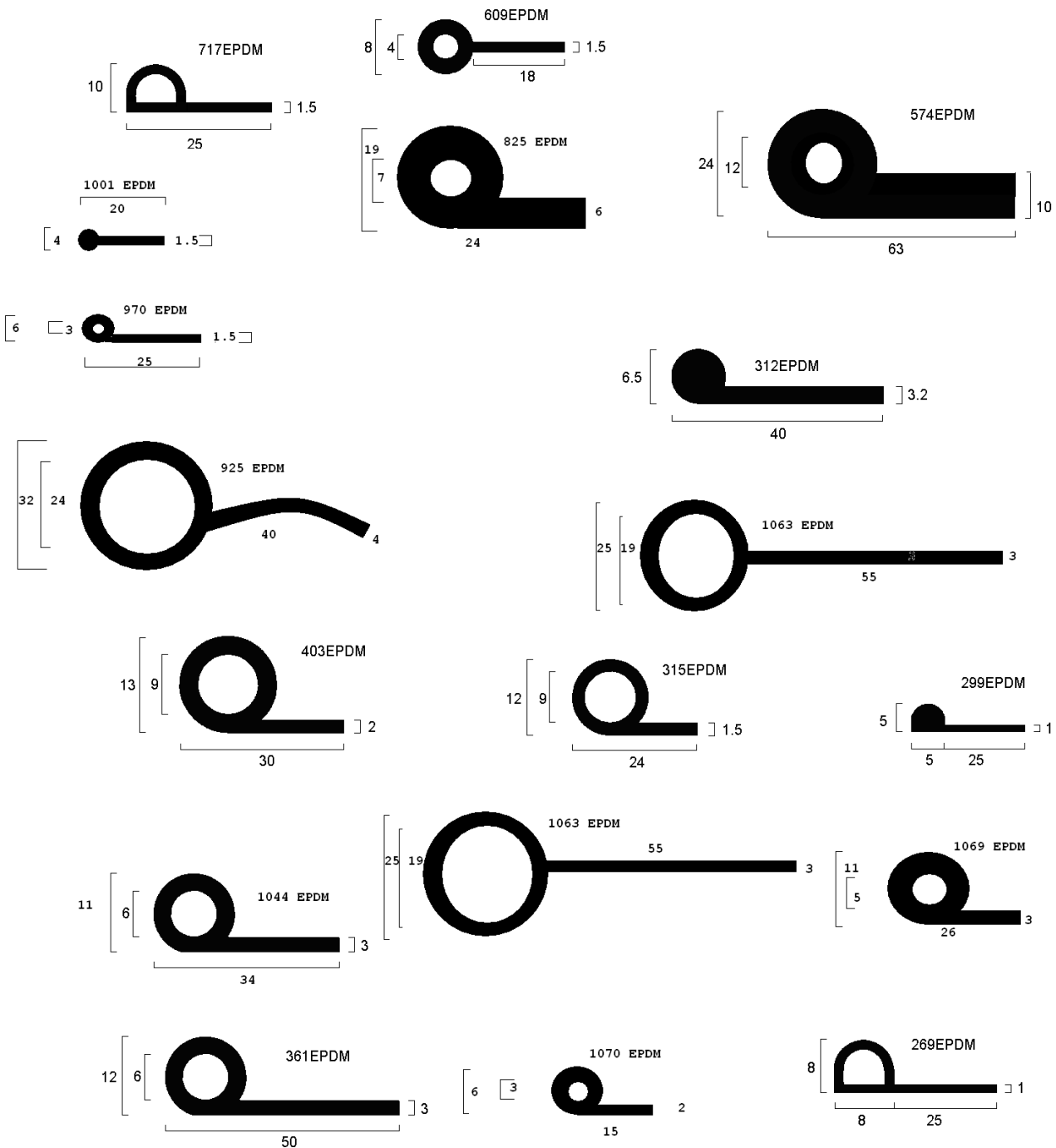
Other dies available (all sizes in mm):

O/D	I/D	Leg	Leg Thickness
3.00	1.50	8.00	1.00
5.00	3.00	10.00	1.20
7.50	5.50	15.00	1.40
10.00	7.50	20.00	1.50
12.50	10.00	25.00	1.60
15.00	12.50	30.00	2.50
20.00	14.00	35.00	3.00
25.00	20.00	40.00	3.00

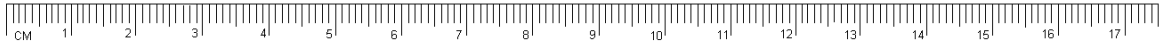
DOZENS OF OTHER COMBINATIONS !

### MATERIAL - EPDM

NOT TO SCALE BELOW



# E-SECTIONS (1) - SILICONE



88



89



92



93



177



178



117



207



507



621



644



802



1016



694



1033



1055



1072



1093



1124



1118



1047



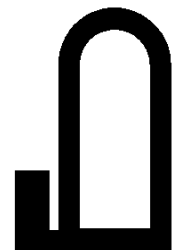
1173



1180



1296



1105



1346



1373



1436



1450



1518

**E-SECTIONS (2) - SILICONE**



1605



1611



1718



1629




445



1739



1325



1754



1850



1856



1864



1904



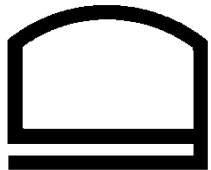
352



1912



1900



1992



2002



2047



2054



2065



1056



531



2071


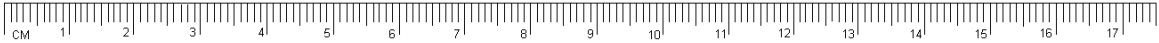


2214




2237

# D-SECTIONS (1) - SILICONE



**D-SECTIONS (2) - SILICONE**



1675



1709



1712



1727



1729



1834



1747



1764



1812



1751



1786



1797



1884



1929



1861



1998



2006



1312




1886



2001



2027



1301



1930



1283



1212




1094

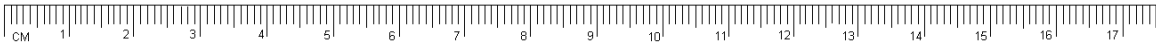


1064

# D-SECTIONS (3) - SILICONE



# D-SECTIONS (4) - SILICONE



1233



1315



1350



1370



1422



1474



1477



1592



1522



1640



1573



1584



1648



1657



2262



1752



1760



1771



1778



1789



1890



1847



1966



2267



1894



2036



106



2033



2087



2091



2102



2188




2185



2109



# DOOR SEALS (1) - SILICONE



**DOOR SEALS (2) - SILICONE**



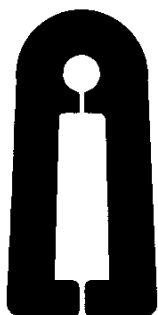
# DOOR SEALS (3) - SILICONE



1663



1538



1562



1588



1645



1740



1714



1785



1759



2125



1788



1815



1279



1889



1848



1880



1987



1953



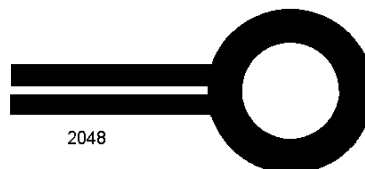
1965



2035



2038



2048




1393



2003



2044



2198



2211



2101



2120


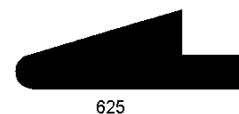
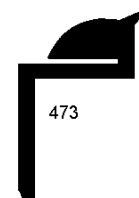
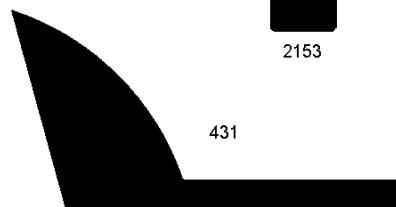
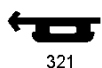
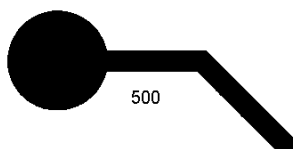
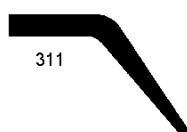

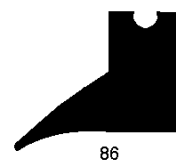


2160




2076


# LIP SEALS (1) - SILICONE



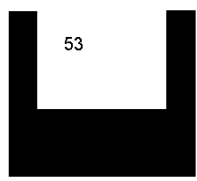
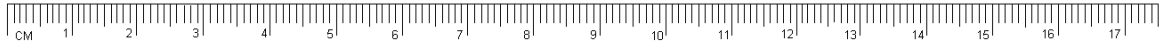
# LIP SEALS (2) - SILICONE



# LIP SEALS (3) - SILICONE



# U-CHANNELS (1) - SILICONE




53



97




163



482



211



214




641



667



847



411



363



666



876



779



778



867



783



932




841




961



1762



1259




1668



1291



1794




1808

# U-CHANNELS (2) - SILICONE



1002



1624



1660



1935



2007



1994




1995



2145



2096




1843



2016



2072



2203



2202



1761



1807



555



1037



1141



1355



1469



1590



1613



1623



1644



1696



1721



1728



1766



1903




1913



1942



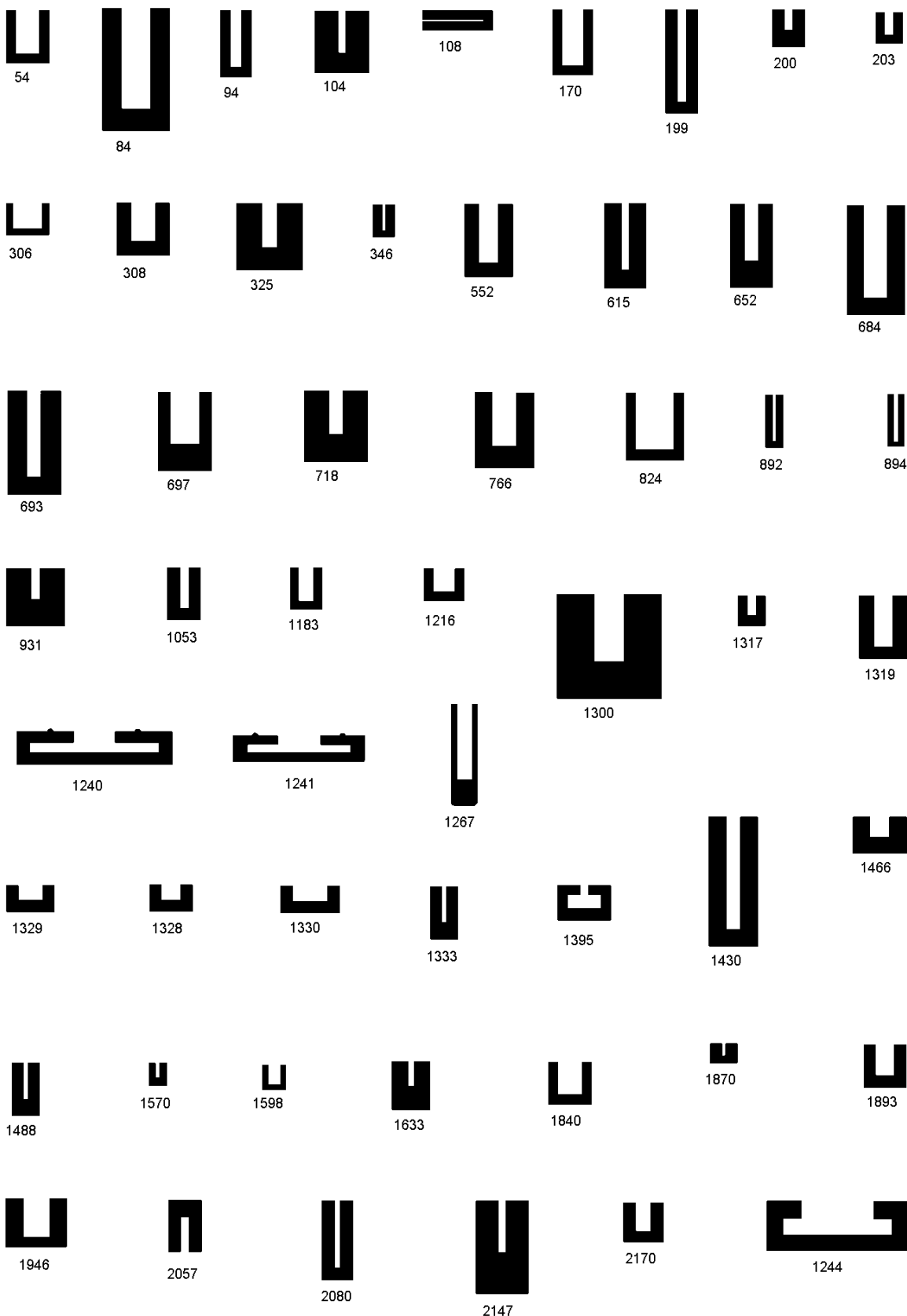
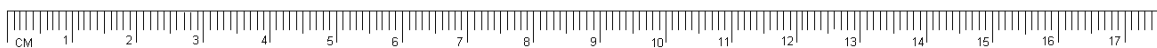
1967




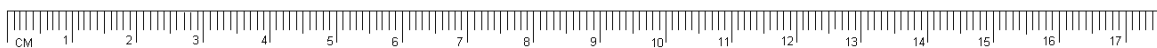
2174



# U-CHANNELS (3) - SILICONE



# U-CHANNELS (4) - SILICONE



# U-CHANNELS (5) - SILICONE



102



359



792



1096



1160



1417



1320



1449



1508




561



1276



1277



1595



1603



1642



1664



1734



1769



1910



1905



1980



96



98



171



185



287



350



357



389



417



435



436



470



477



484



509



562



609



616



650

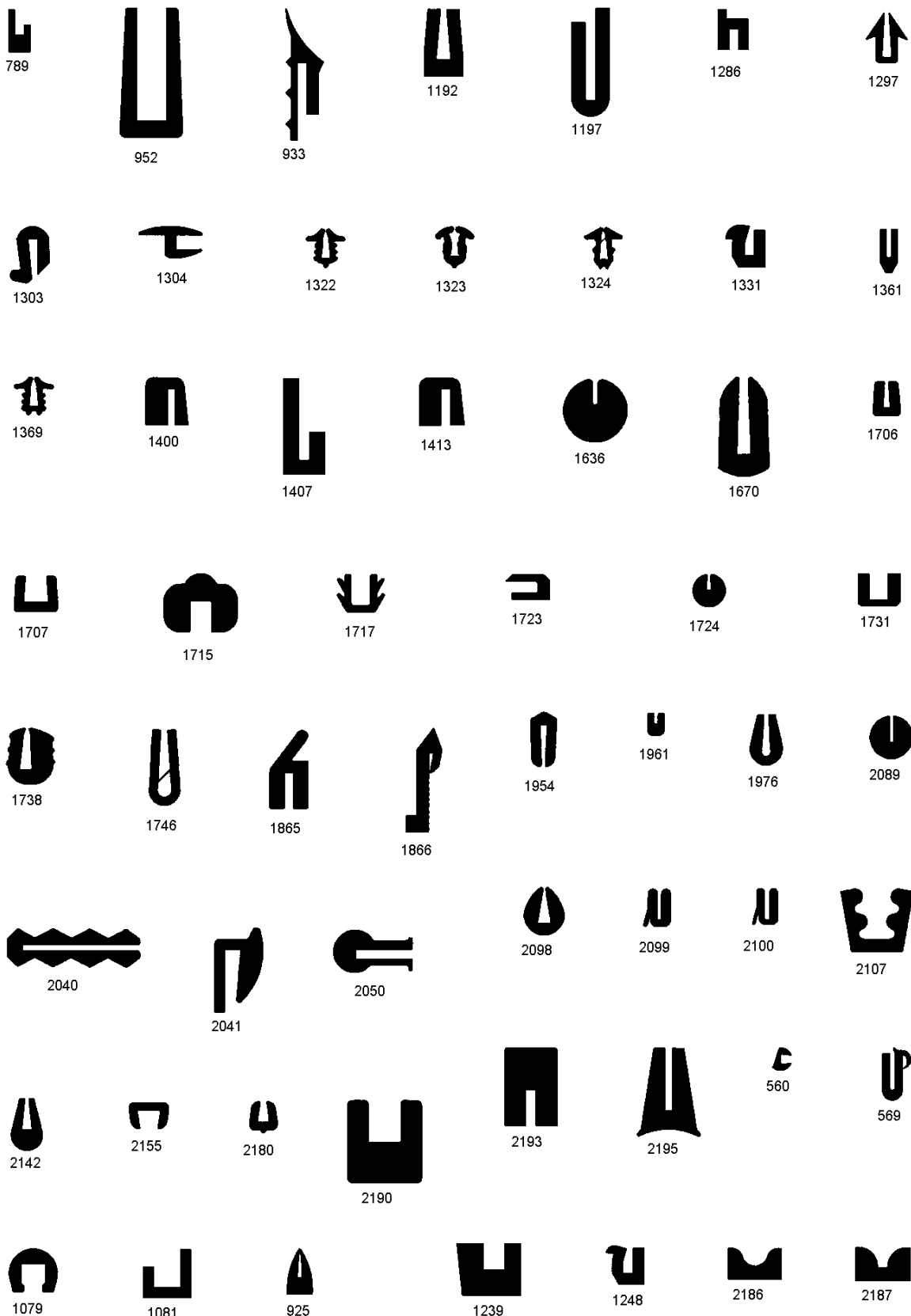


661

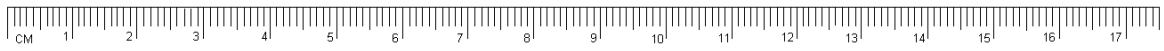


703

# U-CHANNELS(6) - SILICONE



# SQUARE SECTIONS - SILICONE



1321



1338



1352



1868



1435



1458



1481



1494



1501



1525



1625



1681



1801



1753



1783



1916



1989




2020



2022



37



2021




2030



2230

# SQUARE-TUBE SECTIONS - SILICONE



47



80



512



540



669



801



844



971



1146



1272




1726




639



646



1515



1641



1655



541



1432



1820



489



457

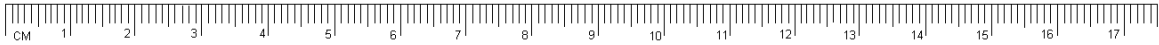


2263



1945

**H-SECTIONS - SILICONE**



129



217



260



875



1505



1971



2244



2245



1756



2254



2231

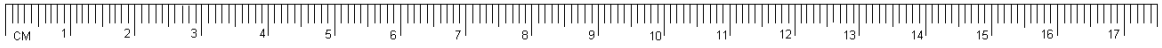


361



1826

# L-SECTIONS - SILICONE



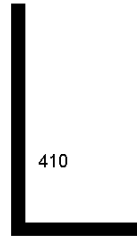
208



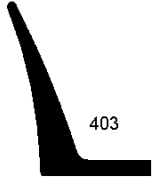
238



387



410



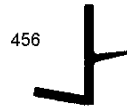
403



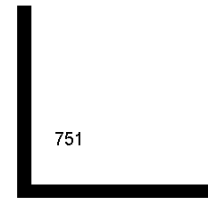
404



409



456



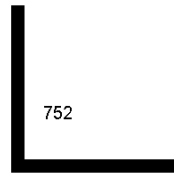
751




719




1157




752




1095



753



1155



1410




1411



1535



1654



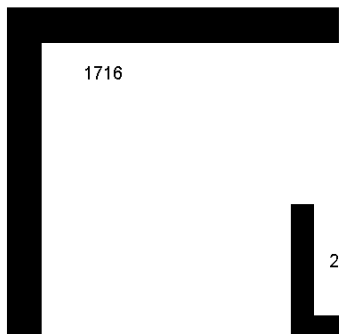
1911



1722



1698




1716



2206







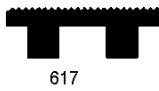


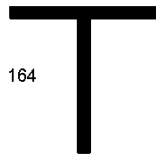
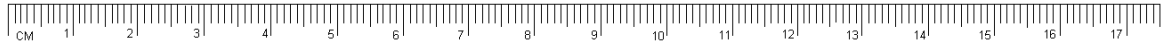
1577




1925



# T-SECTIONS (1) - SILICONE



# T-SECTIONS (2) - SILICONE



895



934



994



1009



1031



1062



1070



1189



1200



1222



1235



1264



1353



1354



1358



1397



1468



1509



1532



1602



1604



1692



1705



1711



1755



1793



1851



1852



1853



1854



1862



1891



1936


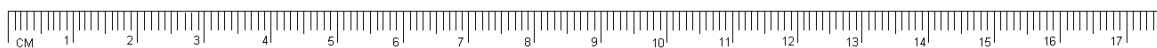


1948


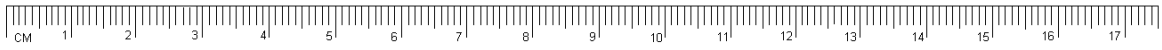


1950


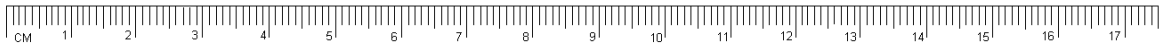
# KEY-HOLE SECTIONS - SILICONE



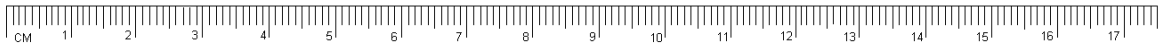
# TRIANGLE SECTIONS - SILICONE



# TRAPEZIUM SECTIONS - SILICONE



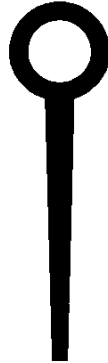
# TADPOLE SECTIONS - SILICONE



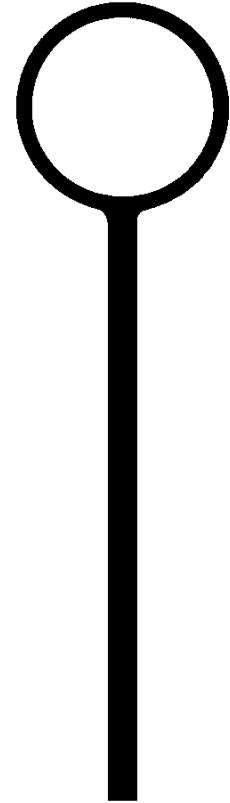
45



1412



1701




1713



1798

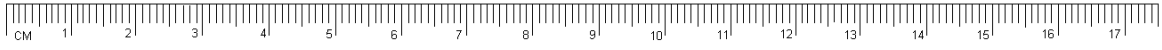


1748



1765

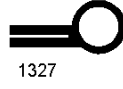
# **BUBBLE SECTIONS - SILICONE**



1061



1326



1327



1365



1409



1366 / 2767



1533



1379



1418



1517



1540



1768



1772 / 4934



2117



2240



1376



2224


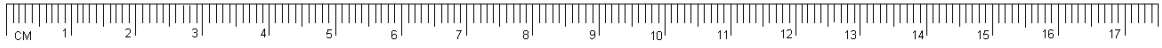


2225




2248

# OMEGA SECTIONS - SILICONE



111



128



273




274



282




414



563



439



390



1583




1288




927



2111



1218



1426



1486




1467



1703



1719




2184




1612



1835




1901




2137



2141




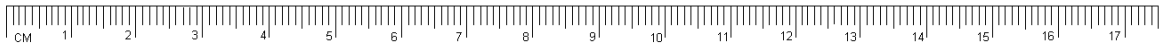
1294




1800




# INFLATABLE-SEAL SECTIONS - SILICONE



393



837



2058



1649



1984



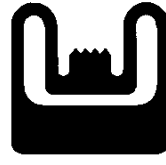
2063



1674



1067



2026



2182



396



2042



1931



2023



1993



1733




1650



2066




2150



2106



2128



2158



2130



2179



2157



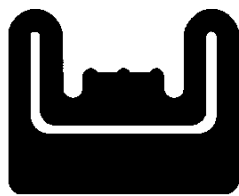
2223



2227



2068



2207

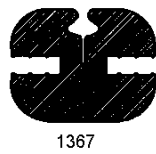
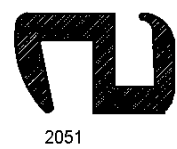








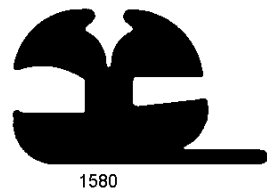


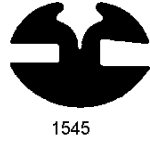


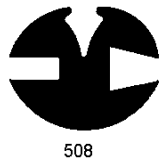
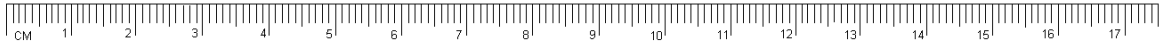


1356




493

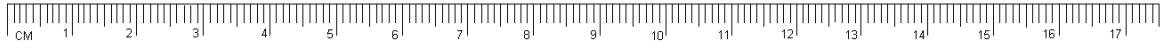
# WINDOW SEALS - SILICONE



# MISCELLANEOUS SECTIONS (1) - SILICONE



# MISCELLANEOUS SECTIONS (2) - SILICONE



422



423



424



406



430



453



440



459



472



474



478



465



494



495




499



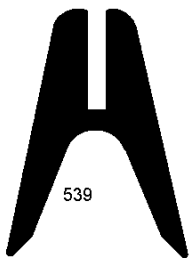
510



528



534



539



557



568



575



564



680



596



605



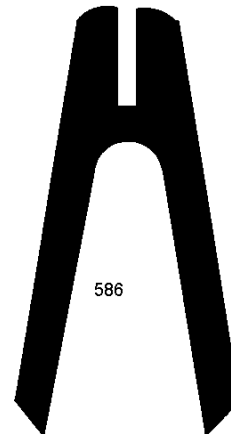
634



587



926



586



659

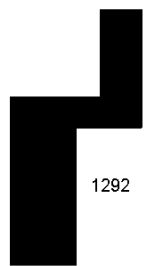
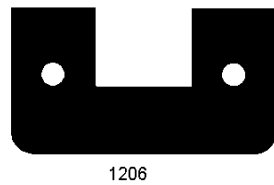

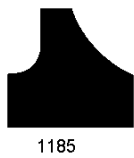






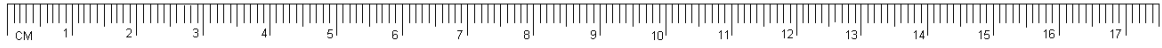


588









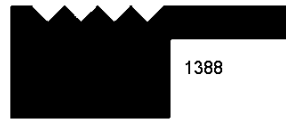

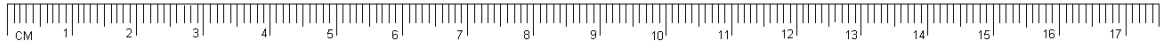


851


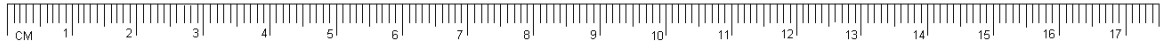
# MISCELLANEOUS SECTIONS (3) - SILICONE




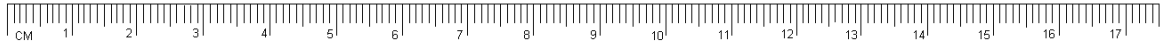
# MISCELLANEOUS SECTIONS (4) - SILICONE



# MISCELLANEOUS SECTIONS (5) - SILICONE



# MISCELLANEOUS SECTIONS (6) - SILICONE



1516



1528



1529



1537



1541




1725




1735




1773



1775



1690



1702




1780



1814



1829



1787



1799



1806



1810



1816



1827



1828



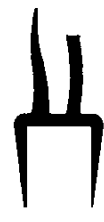
1860



1863



1878



1833



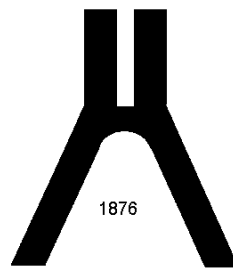
1836



1837



1895



1876



1892




1872



1873




1896



1974



1898



1908



1899



1909



1919



1924



1927



1937




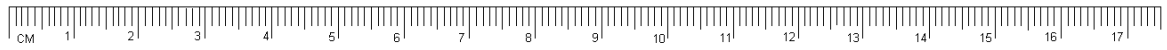
1926




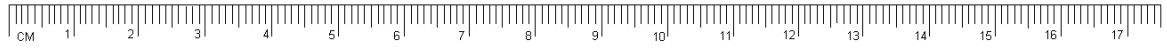
1940



# MISCELLANEOUS SECTIONS (7) - SILICONE



# MISCELLANEOUS SECTIONS (8) - SILICONE



## Foam Impact Protectors



These foam bumpers are designed to aid workforce safety within any workplace.

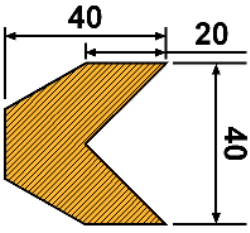
The variety of designs available means these strips can be used on any surface, frame work or edging where there is risk of injury through impact by the workforce.

- Type 1 – Trapeze, 40 / 40 - Self-adhesive fitting
- Type 2 – Trapeze, 40 / 40 - Self-adhesive fitting
- Type 3 – Semi-circular 40 / 32 - Self-adhesive fitting
- Type 4 – Trapeze, 40 / 40 / 8 - Push-on fitting
- Type 5 - Semi-circular, 40 / 40 - Self-adhesive fitting
- Type 6 – Semi-circular, 40 / 40 / 8 - Push-on fitting
- Type 7 – Rectangle 60 / 20 - Self-adhesive fitting
- Type 8 – Trapeze 40 / 40 / 8 - Push-on fitting
- Type 9 – Right-angle, 30 / 30 - Self-adhesive fitting

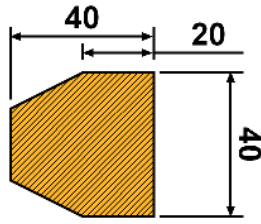
### **Features**

- UV-resistant, yellow / black coated, high density foam, conforming to H & S regulations 1996
  - Self-adhesive or push on fittings available
- Warns of potential danger and helps prevent impact injury
  - Supplied in 1 metre lengths
- Can be glued using suitable heavy duty adhesives

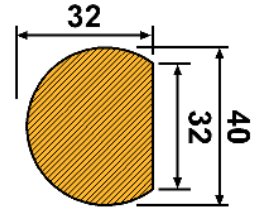
# Foam Impact Protectors



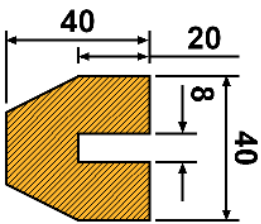
TYPE 1  
TRAPEZE 40/40  
Self-adhesive fitting



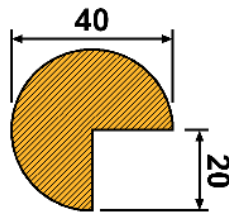
TYPE 2  
TRAPEZE 40/40  
Self-adhesive fitting



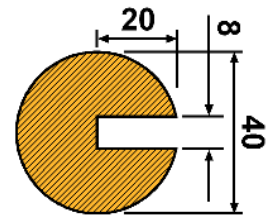
TYPE 3  
SEMI-CIRCULAR 40/32  
Self-adhesive fitting



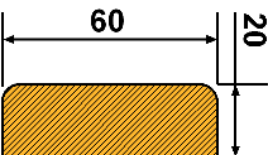
TYPE 4  
TRAPEZE 40/40/8  
Push-on fitting



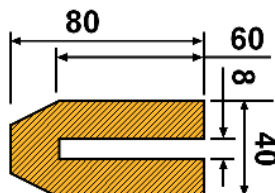
TYPE 5  
SEMI-CIRCULAR 40/40  
Self-adhesive fitting



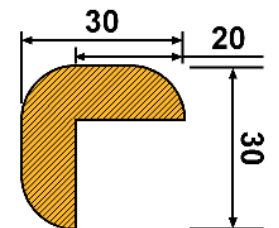
TYPE 6  
SEMI-CIRCULAR 40/40/8  
Push-on fitting



TYPE 7  
Rectangle 60/20  
Self-adhesive fitting





TYPE 8  
TRAPEZE 40/80/8  
Push-on fitting

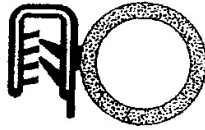


TYPE 9  
RIGHT-ANGLE 30/30  
Self-adhesive fitting

## REINFORCED EDGE TRIMS (1)



## REINFORCED EDGE TRIMS (2)



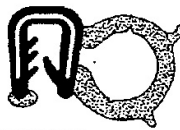
RES 5012



RES 5013



PVC  
RES 5014



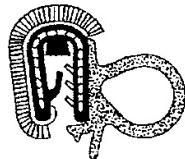
RES 5015  
To suit  
5mm panel



RES 5016



RES 5017



RES 5018



RES 5019



PVC  
1-2.5mm  
RES 5020



RES 5021

Rubber  
8mm



RES 5022

**REINFORCED EDGE TRIMS (3)**



Rubber  
5-7mm

RES 5023



RES 5024

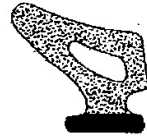


Rubber  
1-3mm

RES 5025



RES 5026




RES 5027



RES 5028  
self-adhesive




RES 5029



RES 5030



RES 5033



RES 5031



RES 5032



RES 5034

**COMPRESSION SEALS**

RES 5035



RES 5036



RES 5037



RES 5038  
EO



RES 5039



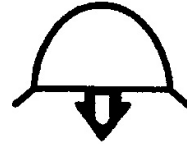
RES 5040



RES 5041



RES 5042



RES 5043



RES 5044



RES 5045




RES 5046  
EO



RES 5047  
EO



RES 5048  
EO



RES 5049  
EO





## FRIDGE SEALS

RES 5050



8 x 3.5mm  
Magnet

RES 5051



8 x 3.5mm  
Magnet

RES 5052



8 x 3.5mm  
Magnet

RES 5053



8 x 3.5mm  
Magnet

RES 5054



8 x 3.5mm  
Magnet

RES 5055



8 x 3.5mm  
Magnet

RES 5056



8 x 3.5mm  
Magnet

RES 5057



MG7-A forms the hinge side  
of a seal/gasket where the  
other three sides use MG-7.

RES 5058



9.8 x 3.1mm  
Magnet

RES 5059



8 x 3.5mm  
Magnet

RES 5060



9.8 x 3.1mm  
Magnet

RES 5061



8 x 3.5mm Magnet

RES 5062



9.8 x 3.1mm  
Magnet

RES 5063



MG-12A forms the hinge side  
of a seal/gasket where the  
other three sides use MG-12.

RES 5064



Incorporates  
Tri-Pole Magnet

9.8 x 3.1mm Magnet

RES 5065



9.8 x 3.1mm  
Magnet,

RES 5066



9.8 x 3.1mm  
Magnet

RES 5067



9.8 x 3.1mm  
Magnet

RES 5068



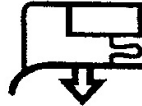
8 x 3.5mm  
Magnet

RES 5069



9.8 x 3.1mm  
Magnet

RES 5070



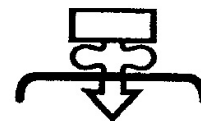
8 x 3.5mm  
Magnet

RES 5071



8 x 3.5mm  
Magnet

RES 5072



11.5 x 3.2mm Magnet

## STANDARD WEATHERSTRIP SECTIONS (1)

RES 5073



GLASS 6mm  
PANEL 1.5mm  
OVERALL 29mm

RES 5074



GLASS 5mm  
PANEL 1.5mm  
OVERALL 24mm

RES 5075



GLASS 6mm  
PANEL 3mm  
OVERALL 24mm

RES 5076



GLASS 5mm  
PANEL 3mm  
OVERALL 20mm

RES 5077



GLASS 6mm  
PANEL 6mm  
OVERALL 28mm

RES 5078



GLASS 5mm  
PANEL 5mm  
OVERALL 22mm

RES 5079



GLASS 3mm  
PANEL 3mm  
OVERALL 21mm

RES 5080



GLASS 6mm  
PANEL 3mm  
OVERALL 29mm

RES 5081



GLASS 4.5mm  
PANEL 3mm  
OVERALL 24mm

## STANDARD WEATHERSTRIP SECTIONS (2)

RES 5082



GLASS 6mm  
PANEL 3mm  
OVERALL 29mm

RES 5083



GLASS 6mm  
PANEL 3mm  
OVERALL 24mm

RES 5084



GLASS 9.5mm  
PANEL 5mm  
OVERALL 26mm

RES 5085



GLASS 6mm  
PANEL 6mm  
OVERALL 30mm

RES 5086



GLASS 6mm  
PANEL 3mm  
OVERALL 26mm

RES 5087



GLASS 8mm  
PANEL 3mm  
OVERALL 23mm

RES 5088



GLASS 6mm  
PANEL 12mm  
OVERALL 27mm

RES 5089



STANDARD

RES 5090



LARGE

RES 5091



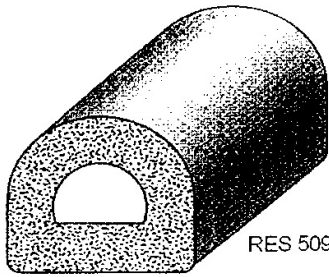
CHROME

RES 5092

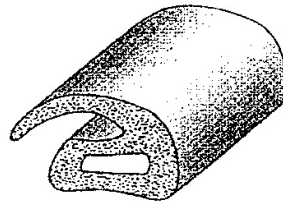


CHROME

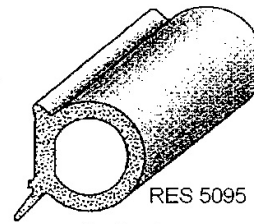
# SPONGE RUBBER



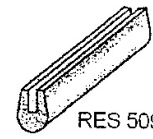
RES 5093



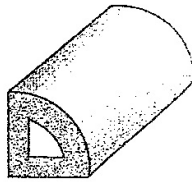
RES 5094



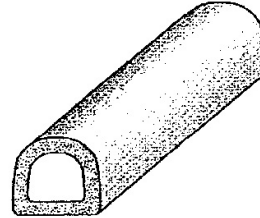
RES 5095  
self-adhesive



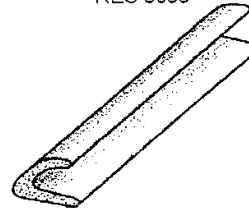
RES 5096  
(MOQ 500M)



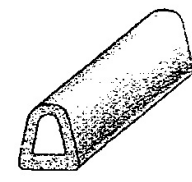
RES 5097



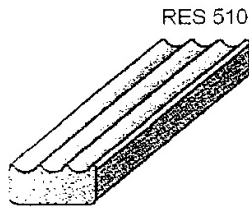
RES 5098  
12mm x 10mm  
self-adhesive



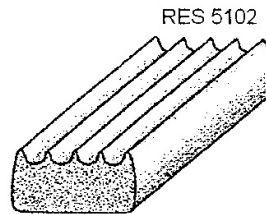
RES 5099  
white  
9mm x 4mm  
self-adhesive



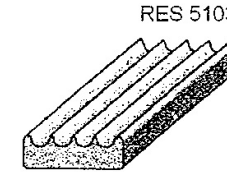
RES 5100  
10mm x 8mm  
self-adhesive



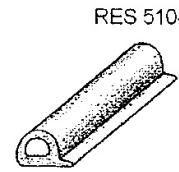
RES 5101  
10mm x 5mm  
black only  
self-adhesive



RES 5102  
15mm x 8mm  
black only  
self-adhesive



RES 5103  
14mm x 4mm  
black only  
self-adhesive

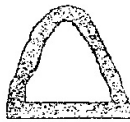


RES 5104  
9mm x 5mm  
black only  
self-adhesive

also available in:  
10mm x 5mm  
brown or white

The above E-Strips are also available in:  
3mm x 9mm, brown black or white  
4mm x 9mm, brown black or white  
4mm x 10mm, black or white

RES 5105



RES 5106



self-adhesive

RES 5107



RES 5108



RES 5109



self-adhesive

**RUBBER EXTRUSIONS - MISCELLANEOUS**



RES 5110



RES 5111



RES 5112



RES 5113



RES 5114



RES 5115



RES 5116



RES 5117



RES 5118



RES 5119



RES 5120



RES 5121



RES 5122



RES 5123

A fuller range of P-Strip style seals is available. Please ask for details.



RES 5124




RES 5125



RES 5126



RES 5127



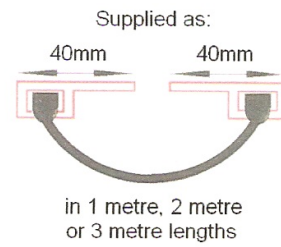
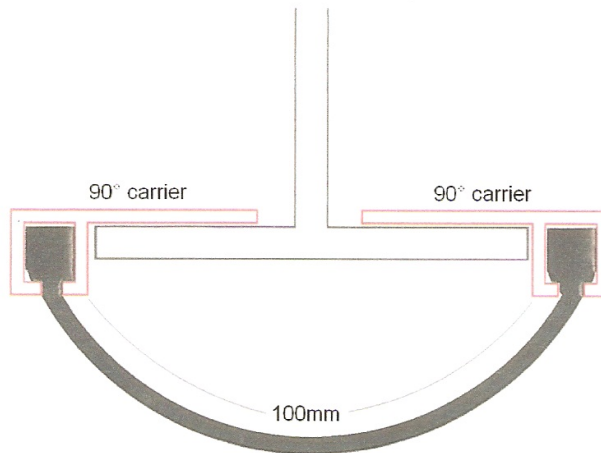
RES 5128



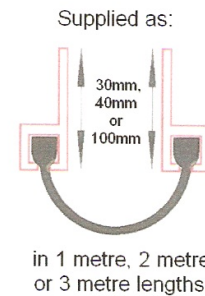
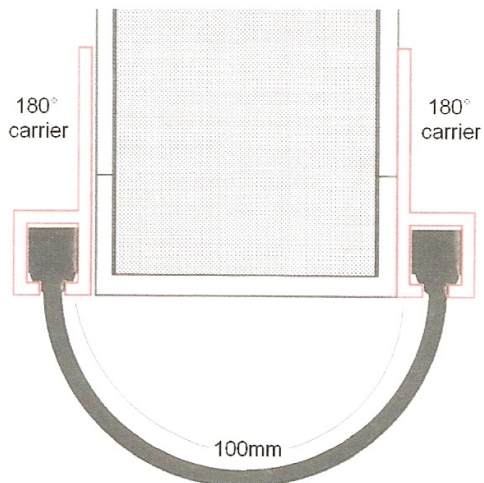
RES 5129

## Blok-Kade D

### Industrial Door Seal – Option 1 – Bottom of Roller Shutter Door



### Industrial Door Seal – Option 2 – Insulated Door

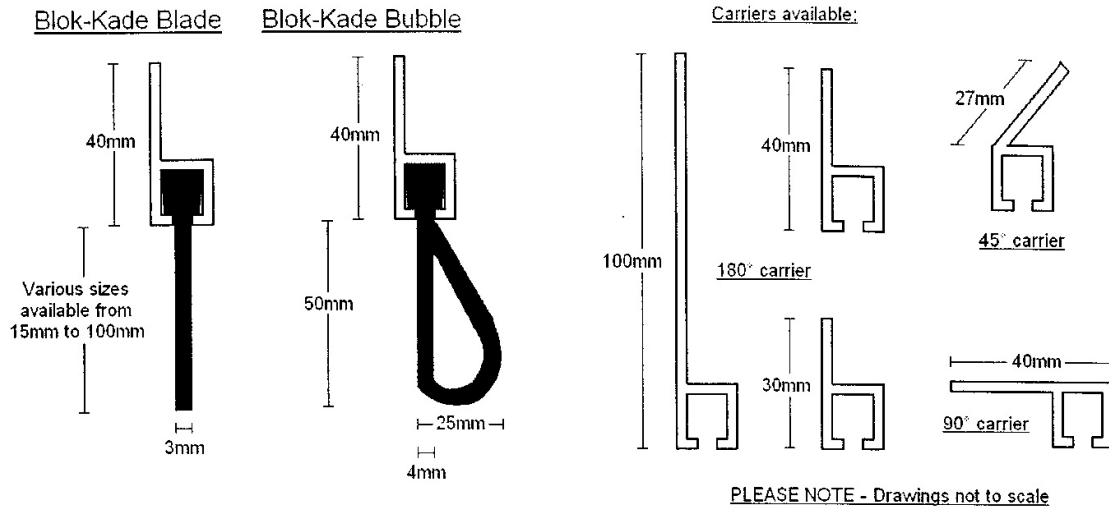


#### **Features**

- \* Seal consists of two pieces of mill finish aluminium carrier in 1.0, 2.0 or 3.0 metre lengths
  - \* Complete with black EPDM Blade supplied continuous for each door
- \* Easily compressed
- \* Stops rubbish ingress
- \* Stops water penetration
- \* Operating temperature range of -45 degrees C to +135 degrees C (WILL NOT FREEZE)

## Blok-Kade Blade & Blok-Kade Bubble

For example:



### **Blok-Kade Blade – features:**

- \* The blade can be supplied in black EPDM (Ethylene Propylene Diene Monomer) – an elastomer which offers a wide range of application
- \* It can also be supplied in white silicone (red, fluorescent orange, blue, green or yellow silicone also available subject to MOQ) which can be steam cleaned and is ideal for high temperatures to 200°C
- \* Seal consists of your specified blade in aluminium carriers supplied in 1.0, 2.0, 2.5 or 3.0 metre lengths
- \* Blade trim sizes: 15mm, 25mm, 30mm, 35mm, 40mm, 50mm, 60mm, 70mm, 80mm, 90mm or 100mm
  - \* Ideal for draughtproofing under soffits on industrial doors
  - \* Scraper/wiper for conveyors
  - \* Can be cut with a hand-knife to trim further
- \* Operating temperature range of -45 degrees C to +135 degrees C (WILL NOT FREEZE)

### **Blok-Kade Bubble – features:**

- \* The bubble is supplied in black EPDM in an aluminium carrier in 1.0, 2.0, 2.5 or 3.0 metre lengths
  - \* Ideal for outward opening doors – butt joint each side
  - \* Fit to base of sectional doors
  - \* A very heavy duty, up and over garage door seal

## Angled EPDM Blade and Straight Silicone Blade

15mm Angled EPDM Blade




22mm Angled EPDM Blade



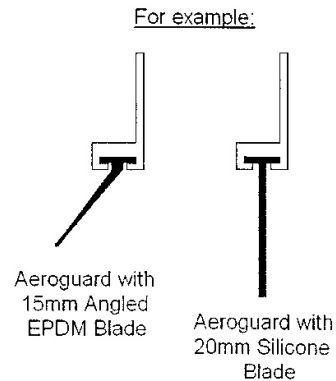
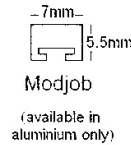
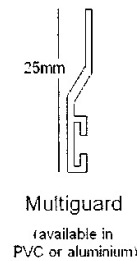
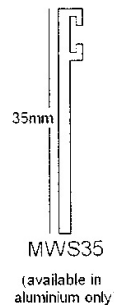
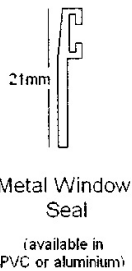
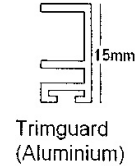
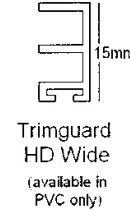

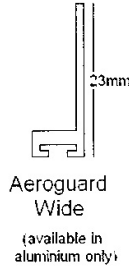
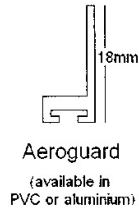
10mm Silicone Blade



20mm Silicone Blade



The above seals will fit into any of our carriers as follows:



### Features

- \* Seal consists of your specified carrier and 10mm or 20mm Straight Silicone Blade or 15mm or 22mm black EPDM Blade as required
- \* Aluminium carriers can be pop-riveted into place, supplied pre-drilled for acceptance of screws or can be supplied with double-sided self-adhesive tape
- \* PVC carriers can be pinned into place or can be supplied with double-sided self-adhesive tape
  - \* Permanent flexible seal – remains soft
- \* EPDM Blade has an operating temperature range of -30 degrees C to + 80 degrees C
- \* Silicone Blade has an operating temperature range of -50 degrees C to +220 degrees C
- \* Soft scraper/wiper for conveyors
- \* Ideal for draughtproofing garage doors
- \* Can be used to seal shower doors
- \* Cable management (use in pairs)



THIS IS A SELECTION OF SOME OF OUR PARTS IN TPR, EPDM AND SILICONE , TRADE ENQUIRES FROM EXISTING DIES OR NEW PROPOSALS WELCOME

SEE: [www.rubber-extrusions-seals.co.uk](http://www.rubber-extrusions-seals.co.uk)

# GEORGE CULLEY

TEL: 0161 622 0020 FAX: 0161 622 0010

over 1500 profiles

PLEASE DO NOT SCALE, THIS IS A QUICK SKETCH OR AN ENHANCED COPY TO SHOW DETAIL THE STATED MEASUREMENTS ARE CORRECT

5.50  
DIA



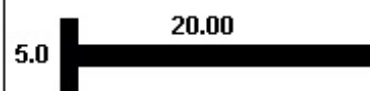
6.50

ADHESIVE BACKED  
BROWN OR WHITE  
5.50 DIA 6.5 MM FOOT  
TPE



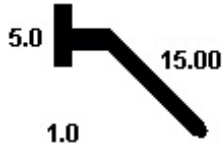
1.0

CURRENTLY BLACK  
RESL SILICONE DIE 1353  
TRANSLUCENT COULD  
BE MADE TO ORDER



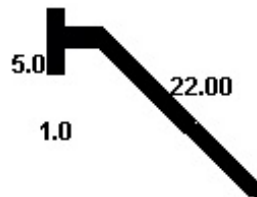
1.0

CURRENTLY BLACK  
RESL SILICONE DIE 1354  
TRANSLUCENT COULD  
BE MADE TO ORDER



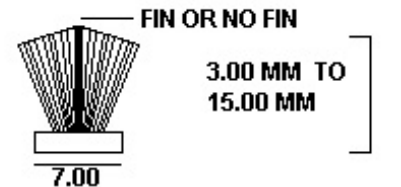
ANGLED EPDM BLADE  
EPDM BLACK ONLY

15 MM



ANGLED EPDM BLADE  
EPDM BLACK ONLY

22.00 MM

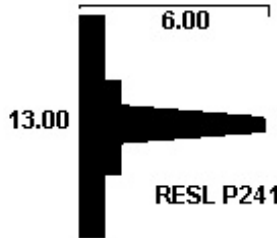


RESL SELF ADHESIVE PILE SEALS  
MADE TO ORDER  
WHITE , BLACK , GREY , BROWN  
MANY PLAIN SECTIONS EX STOCK

FIN OR NO FIN


3.00 MM TO  
15.00 MM

7.00



EPDM BLACK ONLY

RESL P241



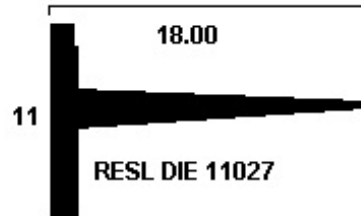
1.0

RESL DIE NO 11727

EPDM BLACK ONLY

14.00

RESL DIE  
P329



EPDM BLACK ONLY

18.00

RESL DIE 11027



8.50

5

RESL THERMOBUBBLE  
WHITE  
BLACK  
TRANSLUCENT  
OTHER COLOURS TO ORDER  
(MANY OF OUR CARRIERS FIT)  
SILICONE  
FROM -50 DEGREES  
TO 200 DEGREES C



apply  
RTV108

RESL DIE NO 9710

RESL UNIVERSAL GLASS DOOR SEAL  
TRANSLUCENT SILICONE BOND WITH  
RTV SILICONE



RESL INDUSTRIAL PREMIER BRUSH STRIP RANGE  
A FULL RANGE FROM 5 MM TO 300 MM

RESL  
SELF  
ADHESIVE  
FOAM STRIPS



SILICONE, NEOPRENE, EPDM, SOFT PVC

**MATERIAL DATA SHEET/PROPERTIES – EXTRUDED EPDM**

**NOMINAL 70 IRHD VULCANISED EPDM**

**NOMINAL 80 IRHD VULCANISED EPDM**

**BS 4255: PART 1: 1986 GRADE C**

**BS 4255: PART 1: 1986 GRADE D**

DESCRIPTION	TYPICAL VALUE	SPECIFICATION REQUIREMENT	DESCRIPTION	TYPICAL VALUE	SPECIFICATION REQUIREMENT
Hardness IRHD	72	76 – 85	Hardness IRHD	81	76 – 85
Tensile Strength Mpa	11.2	10.5 min	Tensile Strength Mpa	11.4	10.5 min
Elongation at break %	300	150 min	Elongation at break %	210	150 min
<u>Compression Set %</u>			<u>Compression Set %</u>		
22 hrs @ 70°C	19	25	22 hrs @ 70°C	10	25
<u>Heat Ageing 70 hrs @ 100°C</u>			<u>Heat Ageing 70 hrs @ 100°C</u>		
Change in Tensile Strength %	-5	-5 max	Change in Tensile Strength %	+12	-15 max
Change in Elongation %	-18	-40 max	Change in Elongation %	+19	-40 max
Change in Hardness IRHD			Change in Hardness IRHD	+3	+10
Resistance to Ozone 100pphm	No cracks	No cracks at x2 magnification	Resistance to Ozone 100pphm	No cracks	No cracks at x2 magnification
Low Temperature 7 days @ -10°C	+6	+12 max	Low Temperature 7 days @ -10°C	+6	+12 max

E & OE DATA-7

## **TECHNICAL DATA SHEET – FLAME RETARDANT CELLULAR SILICONE ELASTOMER**

**GRADES: SE510FR UL94VO & SE515FR UL94VO – TEMPERATURE RANGE: -60°C TO 200°C**

### **AVAILABILITY**

The FR range of cellular silicone elastomers are available as sheeting, profile extrusions, jointed rings, self-adhesive backed, strip and punchings. They are particularly suited to use in high temperature seals and gaskets, where a soft, easily deformed rubber is required and where public safety is critical. Sheeting is available in standard rolls of width 1M and length 10M. Other widths or lengths can be produced upon request. The scope of the UL approval for these products limits the minimum dimensions and colours that can be manufactured.

### **SPECIFICATIONS**

These products have been specifically formulated for and hold approval to the flammability requirements of the UL94VO specification. The UL file number for these materials is E23S077. As VO is the most demanding of the UL vertical burn tests, these grades may also be used in applications where V1 or V2 rating is required.

### **MECHANICAL PROPERTIES**

Property	SE510FR	UL94VO	SE515FR	UL94VO	Test Method
Density (kg m3)	160 +/-30 360 +/-60	169 310	220 +/-30 400 +/-60	218 404	BSENISO 845 * 25mm sample * 3mm sample
Compression Stress (kPa) 40% strain	30 +/-20	140	70 +/-20	68	BSENISO 3386 Part 1
Compression Set (%) 24 hours at 70°C	20 max	12	15 max	10	BSENISO 1856 Type A

\* The density of sponge varies with the thickness of the product. As the thickness decreases the density increases. For more information relating to the apparent density of any specific thickness please do not hesitate to contact us.

E & OE DATA-6

**MECHANICAL PROPERTIES FOR SILICONE SPONGES – EXTRUDED AND SHEET**

Property	Units	SE510		SE515		SE524		SE533		Test Method
		Spec'n Limits	Typical Value	Spec'n Limits	Typical Value	Spec'n Limits	Typical Value	Spec'n Limits	Typical Value	
*Density	Kg.m <sup>-3</sup>	200 +/-40	195	250 +/-40	256	400 +/-40	400	530 +/-40	400	BSENISO 845
**Hardness	Shore OO ****Shore A	35 +/-5 <5	35	45 +/-5 5 +/-2	45	65 +/-5 17 +/-3	64	80 +/-5 30 +/-10	82	ASTM D2240
***Compression Stress 40% strain	kPa	50 +/-10	50	90 +/-40	90	160 +/-40	160	580 +/-150	584	BSENISO 3386 Part 1, 2
Tensile Strength	N.mm <sup>-2</sup>	0.5 min	0.9	0.75 min	1.2	1.0 min	1.6	1.5 min	3.2	BSENISO 1798
Elongation to Failure	%	75 min	120	100 min	200	75 min	150	100 min	190	BSENISO 1798
Compression Set 22 hours @ 70°C	%	20 max	16	15 max	10	15 max	10	15 max	10	BSENISO 1856 Type A

- \* Density measured on 25mm diameter cord sample. The density of samples of different sizes will be different from that stated here.
- \*\* Hardness measured on 10mm thick samples. At less than 10mm the measured hardness will increase with density.
- \*\*\* Compression Stress measured on 25mm thick sample. The compressive stress of the material increases with the density as the sample thickness is reduced.
- \*\*\*\* It is not possible to perform a Shore A hardness test on sponge material. These values are provided as a guideline for comparison to solid materials and as such are not designed for use in specifications.

For further information about physical properties for other sample sizes, please contact our technical department.

E & OE DATA-5

## **TECHNICAL DATA SHEET – CELLULAR SILICONE ELASTOMER**

**GRADES: SE510 SE515 SE524 & SE533 – TEMPERATURE RANGE: -60°C TO 200°C**

### **AVAILABILITY**

The SE range of cellular silicone elastomers is available as profile extrusions, jointed rings, sheeting, which can be self-adhesive backed, strip and punchings. They are particularly suited to use in high temperature seals and gaskets, where soft, easily deformed rubber is required. There is a full range of standard colours available and we have the capability to colour match to customer requirements. Sheeting is available in standard rolls of width 1M: other widths can be produced upon request.

### **SPECIFICATIONS**

These products meet the flammability requirements of FAR 25.853 (a) (1) (iv) and (a) (1) (v) horizontal flammability tests. The sponge is predominately-closed cell with low water absorption.

### **GENERAL CHARACTERISTICS FOR SILICONE RUBBER**

Brittle point	-80°C (-112°F)	ASTM D746
Limiting Oxygen Index	24.0%	BS 2872 Part 1
Thermal Conductivity	0.24 W.m <sup>-1</sup> , K <sup>-1</sup>	VDE 0304
Radiation Resistance	>10 <sup>5</sup> Grays (10 <sup>7</sup> Rads) typical	
Dielectric Strength	23 Kv.mm <sup>-1</sup>	VDE 0303
Dielectric Constant	2.9	VDE 0303
Dissipation Factor @ 50 c/s	3x10 <sup>-4</sup>	VDE 0303
Volume Resistivity	3x10 <sup>15</sup> .cm	VDE 0303

### **ENVIRONMENTAL RESISTANCE**

Silicone rubber products have an excellent resistance to ozone, oxidation, ultraviolet light, corona discharge, cosmic radiation, ionising radiation and weathering in general. Silicone rubber products produce very low levels of toxic fume when burnt. During testing to ATS 1000.001 none of the following gases were produced in detectable amounts: HCN, CO, NO, NO<sub>2</sub>, SO<sub>2</sub>, -H<sub>2</sub>5, HF, HCl.

E & OE DATA-4

**MECHANICAL PROPERTIES FOR SOLID SILICONE – MOULDED AND EXTRUDED**

Property	Units	SE40		SE50		SE60		SE70		SE80		Test Method
		Spec'n Limits	Typical Value	Spec'n Limits	Typical Value	Spec'n Limits	Typical Value	Spec'n Limits	Typical Value	Spec'n Limits	Typical Value	
Hardness	Sh A	40 +/-5	40	50 +/-5	50	60 +/-5	60	70 +/-5	70	80 +/-5	80	ASTM D2240 DIN 53505
Tensile Strength	Mpa	40 min	7.0	5.5 min	8.0	5.5 min	7.9	5.5 min	7.6	5.5 min	7.8	BS 903 pt A2 DIN 53504 die S1
	Psi	580 min	1015	798 min	1160	798 min	1146	798 min	1102	798 min	1131	ASTM D412 die C
Elongation to Failure	%	300 min	450	250 min	370	250 min	340	200 min	320	200 min	300	BS 903 Pt A2 DIN 53504 die S1 ASTM D412 die C
Tear Strength	N/mm	8.5 min	10.2	10.0 min	12.8	12.5 min	14.2	21.5 min	14.4	10.0 min	13.2	BS 903 pt A3 die C
	Lb/in	48.5 min	73.1	57.1 min	81.1	71.4 min	903	71.4 min	91.4	57.1 min	82.2	ASTM D624 die C
Compression set												SBS 903 pt A6 Type B
24hrs @ 150°C	%	35 max	25	30 max	15	30 max	13	30 max	9	30 max	19	DIN 53517 type II
22hrs @ 300°F	%	25 max	22	30 max	16	30 max		30 max	10	30 max	19	ASTM D395 method B type 2

Other information regarding the physical properties of these materials is available on request.

E & OE DATA-3

## **TECHNICAL DATA SHEET - GENERAL PURPOSE SILICONE RUBBER**

**GRADES: SE40 SE50 SE60 SE70 & SE80 - TEMPERATURE RANGE: -60°C (-76°F) TO 230°C (446°F)**

### **AVAILABILITY**

The range of Silicone Rubbers is available in the form of mouldings and profile extrusions, which can be jointed or self-adhesive backed. They are particularly suited to use in oven door seals and gaskets, and are suitable for use in the food and beverage industry. There is a full range of standard colours available, including transparent and we have the capability to colour match to customer requirements.

### **SPECIFICATIONS**

Translucent, white, blue and red iron oxide variants contain only ingredients that are listed by the American Food and Drugs Administration (FDA) under the 21 CFR number 177-2600. These products meet the flammability requirements of FAR 25.853 (a) (1) (iv) and (a) (1) (v) horizontal flammability tests.

### **GENERAL CHARACTERISTICS FOR SILICONE RUBBER**

Brittle point	-80°C (-112°F)	ASTM D746
Limiting Oxygen Index	24.0%	BS 2872 Part 1
Thermal Conductivity	0.24 W.m <sup>-1</sup> , K <sup>-1</sup>	VDE 0304
Radiation Resistance	>10 <sup>5</sup> Grays (10 <sup>7</sup> Rads) typical	
Dielectric Strength	23 kV.mm <sup>-1</sup>	VDE 0303
Dielectric Constant	2.9	VDE 0303
Dissipation Factor @ 50 c/s	3x10 <sup>-4</sup>	VDE 0303
Volume Resistivity	3x10 <sup>15</sup> .cm	VDE 0303

### **ENVIRONMENTAL RESISTANCE**

Silicone rubber products have an excellent resistance to ozone, oxidation, ultraviolet light, corona discharge, cosmic radiation, ionising radiation and weathering in general.

E & OE DATA-1

**IF YOU HAVE A DRAWING, SKETCH OR A SPECIFICATION WHY NOT ASK US FOR A QUOTATION.**

**IF WE DO NOT HAVE AN EXACT DIE TO PRODUCE THE EXTRUSION YOU NEED WE CAN MANUFACTURE THE TOOLING IN HOUSE AND PRODUCE A SMALL SAMPLE FOR APPROVAL PRIOR TO RECEIVING A BULK ORDER.**

**WE CAN EXTRUDE ANY SILICONE SHAPE. / MOST DIES ARE AVAILABLE WITHIN 2-3 WEEKS.**

**PLEASE DO NOT FORGET TO ADVISE US OF YOUR NAME, COMPANY NAME, ADDRESS, TELEPHONE NUMBER AND FAX NUMBER.**

**IT WOULD BE HELPFUL TO US IF YOU COULD ADVISE SIZES, MATERIAL, FABRICATION REQUIRED, COLOUR, QUANTITY REQUIRED AND FREQUENCY OF ORDER.**

**WE WELCOME YOUR VALUED ENQUIRIES.**

**WE MAY BE ABLE TO SAVE YOU MONEY ON YOUR EXISTING PARTS OR SECTIONS.**

**SEND US YOUR ENQUIRIES - WE WELCOME THE CHALLENGE !!!**

\* \* \* \* \*

# **GEORGE CULLEY (Rubber & Plastics)**

Unit 8 Dodgson Industrial Estate  
Dodgson Street  
Rochdale  
Lancashire , OL16 5SJ

|

**Tel: 0560 344 9596 ( VOIP ) OR: 0161 622 0020**

**Fax: 0560 344 9597 ( VOIP ) OR: 0161 622 0010**

**Email: [gculley251@aol.com](mailto:gculley251@aol.com)**

**[www.rubber-extrusions-seals.co.uk](http://www.rubber-extrusions-seals.co.uk)**