


Renato Zamberlan

Torii Ceramic Coffee Table

2015


FINISHES

Structure Finish - Metal



Crude Metal

Top Finish - Ceramic




Grey Ceramic

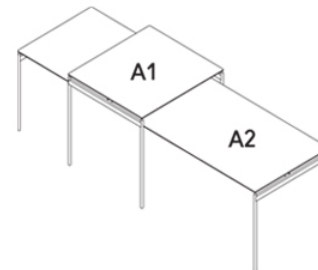
MATERIALS

- Ceramic
- Metal

Torii is the traditional Japanese gateway that leads to a Shinto shrine or, more simply, a sacred area. The thin top of the table appears to be floating in a void. Not just aesthetically pleasing, the different sizes and heights allow a play of joints and overlaps of the functional values.

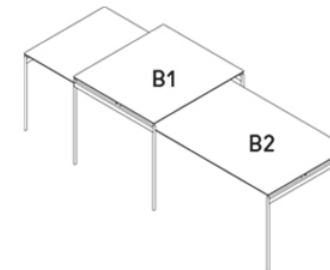


Structure and legs in crude metal. Slim top in scratch-and stain-resistant grey ceramic, 3mm thick.



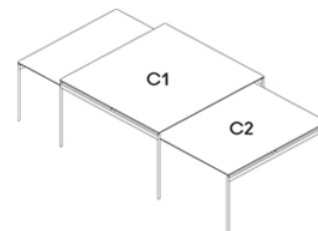
A1
Width: 15.3" (39 cm)
Depth: 16.9" (43 cm)
Height: 15.7" (40 cm)

A2
Width: 49.2" (125 cm)
Depth: 15.3" (39 cm)
Height: 13.7" (35 cm)



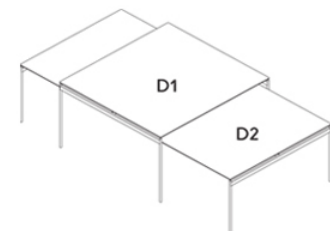
B1
Width: 16.9" (43 cm)
Depth: 18.8" (48 cm)
Height: 15.7" (40 cm)

B2
Width: 51.1" (130 cm)
Depth: 16.9" (43 cm)
Height: 13.7" (35 cm)



C1
Width: 25.1" (64 cm)
Depth: 26.7" (68 cm)
Height: 15.7" (40 cm)

C2
Width: 53.5" (136 cm)
Depth: 25.1" (64 cm)
Height: 13.7" (35 cm)



D1
Width: 26.7" (68 cm)
Depth: 28.7" (73 cm)
Height: 15.7" (40 cm)

D2
Width: 55.5" (141 cm)
Depth: 26.7" (68 cm)
Height: 13.7" (35 cm)