

INSIDERS

INSPIRING HOMES WITH HEART

Christmas chic

**CELEBRATE IN STYLE WITH OUR
FRESH & FUN ENTERTAINING IDEAS**

**SWEET
SUCCESS**

Bake your own
festive treats

**SECRET
SANTA**

100 gifts for
under \$100

**DITCH THE
RED & GREEN!**
Our non-traditional
take on Xmas craft


WIN

ONE OF 10 GIFT PACKS
WORTH MORE THAN


\$500!

*CONDITIONS APPLY -
OPEN ONLY TO AUSTRALIAN RESIDENTS

\$8.20 NZ \$9.20 NOV/DEC '13



share my style **SHOW US YOUR HOME & JOIN OUR NEW SOCIAL CLUB**



home truths

Who lives here: Amber and Ben Clohesy, founders of wholesale company Down To The Woods and whimsical Melbourne shop, The Woodsfolk; and their daughters, Willow, 9; and Tilda, 4.

Style of home: An inviting two-bedroom home with an incredible 19-sided polygon-shaped courtyard at its heart. →





ONE OF A KIND

The husband-and-wife duo behind Down To The Woods and The Woodfolk give their family home charm with 11 bold and creative personal touches

WORDS & STYLING **JULIA GREEN** PHOTOGRAPHY **ARMELLE HABIB**



1 family values Amber and Ben's approach brings together playful and witty design. "The house lends itself to a Scandinavian or Japanese way of living, but we'd hate to feel restricted to one era or school of design," says Amber. **Tip:** Stay true to what you feel comfortable with. "Our home and life is a driver for what we do at The Woodfolk," says Amber. "We lived with Pony Rider, Brita Rugs and Bonnie And Neil long before stocking them at The Woodfolk."

2 cooking time The narrow galley-style kitchen displays a deft use of the slimline space. Contrasting with the cork flooring, the sheet-metal splashbacks and Carrara-marble benchtops are as practical as they are chic. "The benchtop is extra deep, which makes for easy prepping," says Amber. **Tip:** Wide benches also come in handy for storage, too. "The drawers and cupboards are extra long, which is handy because we're avid collectors of cookware," says Amber.

3 fun dining "We always eat as a family, so this is a playful space," says Amber. The lightbox from Page Thirty Three is a big hit – "the kids love changing the words around". **Tip:** The dining table was made by Amber's grandfather for her grandmother. Ben lacquered it for a beautiful black finish. "It's nice to incorporate a piece from their home," says Amber.



4 shelf interest The 'String' storage system from Great Dane is a recent addition and stretches from the kitchen to the dining area, cleverly linking the two spaces. The design is timeless, flexible and seemingly floats upon the wall.

Tip: Mix up open shelving with closed. "I love having flatware and glasses on display," says Amber. She hides away the children's craft materials behind the cupboard doors. →

"The house lends itself to a Scandinavian or Japanese way of living, but we'd hate to feel restricted to one era of design"

5 hide away

This unique house has a series of adjustable walls that close a room off from another. The fixed walls are white and the moveable ones predominantly black to differentiate them.

Tip: A flexible floorplan keeps your home configurable to changing needs. "Rooms and spaces are hidden," says Amber. "For the uninitiated, trying to find the bathroom can be a real challenge!"





6



7

6 art class Wall space is at a premium in this home, so even the bathroom gets the art treatment. The Pony Rider 'New York' wall decal from The Woodfolk ties perfectly into Amber and Ben's sense of character-filled style.


Tip: Use wall decals to add an artful touch to your wet room.

7 make an entrance The couple's unconventional home boasts two front doors that lead into either the kitchen or the living area. Amber and Ben have taken care to create two different moods for these entries. The first, is a quieter approach, with an intimate living area setting, while the kitchen entry leads straight into the action.

Tip: Don't overlook the entry as a spot to set the tone of your home, especially if it's treated to a warm dose of natural light.

8 bedded bliss While its hinged doors slide into place for privacy, the master bedroom is usually completely open to the house. Such exposure means Amber decorates the room "at least two times a season: in summer, we brighten it up with pale linens and colourful throws," she says. "New Down To The Woods sign samples always get a stint on our bedroom wall - it's the perfect spot to see if they work".

Tip: The 'Heart', 'Lover' and 'Arrow' signs from Down To The Woods make for a charming display above the bed. →



8



9 open to anything The bathroom can be closed off for privacy but the glass doors connect the room to the courtyard, integrating the bath with the outdoors. "I love taking a long bath on a summer evening and opening up all the doors while the sun goes down. I peer up through the canopy of the trees as the bats start to fly over," says Amber. **Tip:** Think about your bathroom's orientation - joining the area to the rest of the home enhances the sense of space.

10 garden state The family is treated to greenery everyday, thanks to the feature trees in the front and central courtyards. The ornamental mulberry tree stands tall in the central outdoor area, which sports a lavish green canopy. **Tip:** Go with deciduous trees - they provide shade in summer and allow light to filter through in autumn.

11 just for kids Willow and Tilda's small room needs to accommodate two girls with a five-year age gap and different ideas on decoration. "Willow has always coveted an 'Egg' chair, but all Tilda covets is the top bunk!" says Amber. **Tip:** For more privacy, Made By Mosey curtains were added to Tilda's bottom bunk. Willow's top bunk was given shelves and drawers to stow away special possessions. ⇨ Visit thewoodsfolk.com.au and downtothewoods.com.au.