

INSIDEE

INSPIRING HOMES WITH HEART

Christmas chic

CELEBRATE IN STYLE WITH OUR FRESH & FUN ENTERTAINING IDEAS

SWEET SUCCESS

Bake your own festive treats

SECRET SANTA

100 gifts for under \$100

DITCH THE RED & GREEN!
Our non-traditional take on Xmas craft

WIN
ONE OF 10 GIFT PACKS WORTH MORE THAN **\$500!**

*CONDITIONS APPLY - OPEN ONLY TO AUSTRALIAN RESIDENTS

\$8.20 NZ \$9.20 NOV/DEC '13
08
9 312966 131003

share my style **SHOW US YOUR HOME & JOIN OUR NEW SOCIAL CLUB**



coast to coast

Crafted by family for family, this beach house is a modern retreat that will stand the test of time.


WORDS & STYLING JULIA GREEN

PHOTOGRAPHY ARMELLE HABU

Richard Avedon



KITCHEN CRAFT 1. Ivv 'Speedy' carafe, \$117, Noritake, noritake.com.au. 2. 'Ethnicraft M Rack' bookcase, \$1590, Globe West, globewest.com.au 3. Eclectic By Tom Dixon 'Stone' spice grinder, \$132, Dedece+, dedeplus.com



Traditionally beach houses don't receive the same type of attention as an established home. It's all about function over style. This home, however, set on Victoria's Point Lonsdale, deftly dispels that idea. Created by builder David McDonald, the weekend home boasts some seriously impressive architectural features while also happily catering for flexible family holiday living. David's insight into the owners' needs all came down to some inside information; the owner is his brother Peter. Putting their strong sibling bond to the test, Peter and his Danish wife Lis commissioned the holiday home hoping for an ideal family escape for themselves and their kids Johanna and Charlie. David couldn't have done a better job; delivering up handsome natural finishes, an open floorplan and set over three levels a mere 200 metres from the ocean, this holiday home is a place of sun-filled relaxation. Incorporating a central lap pool and a curved rammed earth wall, there's a certain sophisticated edge to the seaside sanctuary. We get the inside scoop...

David, you have a penchant for unique design. How would you describe your aesthetic? I'm drawn to high quality and durable homes finished with a critical eye for detail, but at the same time keeping the design and materials simple and natural. **This home has the advantage of being set on such a large piece of land, right near the beach. What appealed to you most about this project?**

Set among the local established vegetation, the design was screaming out for a very contemporary yet earthy and natural finish to mould into the beautiful surroundings. This was an opportunity for a strong design to hold its own years after construction had been completed – I wanted there to be a real sense of longevity about the home. **You started with the lap pool, with the remainder of the project completed around it. What other challenges did this create for your build?** We were on a timeline for the home to be completed before Christmas, as Lis's family was arriving from Denmark to celebrate the summer holidays on the coast here. →

KITCHEN (above) A variety of accessories from Safert Living echoes the area's interesting play on scale and shape. European oak features on the island benchtop (opposite), as well as on the floor. The black facade and stainless-steel kickboards lend a touch of luxe.


"THE HOME'S DESIGN WAS SCREAMING OUT FOR A VERY CONTEMPORARY YET EARTHY AND NATURAL FINISH"

home truths

Who stays here: Peter McDonald, his wife Lis and their kids Johanna, 15; and Charlie, 11. Peter's brother David created this home.

Style of home: Located on the Victorian coast, this three-level, three-bedroom beach house is a study in modern elegance, with clean lines and natural textures.





“I WANTED TO PUSH THE ENVELOPE WITH THIS PROJECT, AND PETE AND LIS TRUSTED MY ABILITY TO DELIVER IT”



But being my sister-in-law, she was a very good client and there was no pressure from her. We did manage to finish within the timeframe, with construction taking 11 months. It wasn't without its hurdles though – the curved rammed earth wall stood eight metres in height and required heavy machinery to be manoeuvred around the pool, which was often an incredibly delicate job.

The curved rammed earth wall (pictured, above) was a stroke of genius – how do you attempt to construct something that is so out of the box?

The idea of a straight feature wall seemed too run of the mill, so we wanted to construct a curved wall on such a scale that it would break up the traditional straight lines of the home. I was also eager to push the envelope on this project and take it one step further, especially as our team has experience with feature rammed earth walls so we know exactly how to make it work.

The strong lines of the dominant rammed earth wall and the natural hardwood external cladding add to the architectural feel of the home.

With so many stunning features in the design, what's your favourite?

I'd have to say these two features are my favourites – I love the warmth of the Australian hardwood timber cladding. I also love the cantilevered timber staircase [pictured, below], which follows the curve of the rammed earth wall.


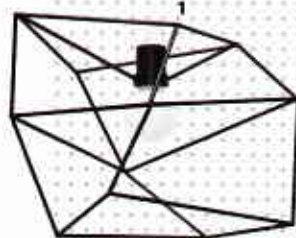
The kitchen and living area is beautiful and functional. How did you incorporate the need for modern indoor/outdoor living into this space?

The kitchen and living area is the hub of the home and we wanted it to be the main focus in the design. The kitchen bench is where the meals are prepared and shared and the day's happenings discussed. With this in mind, we designed this area to have direct access to the northern deck and the view of the central pool to make full use of the curved rammed earth wall.

For more details about David's work, visit davidmcdonaldbuilders.com.au.

STUDY (opposite) "The study is a flexible space and works as a casual sitting area with stunning views over Point Lonsdale Lighthouse and Port Phillip Heads," says builder David.

BATHROOM (above) Natural textures shine with limestone tiles and a European oak vanity.



TRIP THE LIGHT FANTASTIC

1. Iacoli And McAllister 'Spica' light

NZ\$1398, Douglas + Bec, douglasandbec.com.nz

2. 'Rope' light, \$300, Lightly, lightly,

com.au

3. 'Popper Flat' light \$395,

Catapult Design, catapultdesign.net.au





PACK A COLOUR PUNCH

- 1. 'PS' rug, \$149, Ikea, ikea.com.au
- 2. 'Martinique Green' quilt set \$179.95/queen, Kas, kasastralia.com.au
- 3. 'Traverse' bedside table, \$2100, Zuster, zuster.com.au



STYLIST JULIA GREEN'S TIPS FOR A CHIC (AND FUN) BEACH-HOUSE LOOK

1 Ocean tones A beach house is where you go to rest, relax and unwind. Leave the bright lights to the big city; go for your favourite colours or tones that reflect a holiday vibe. Choose light-bouncing whites contrasted with ocean blue hues, add relaxed, loose linen sofa covers and opt for small objects inspired by a beachcomber's scavenging finds.

2 Material mix Owning a beach house means that sand gets into every nook and cranny, no matter how careful you are. Opt for simple surfaces underfoot, such as hardwood floorboards, durable concrete and sisal rugs that make for an easy-to-maintain beachside life. Quality bedding is essential, so invest in comfort, which ensures you'll rise well-rested in the morning.

3 Summer sounds There's nothing like listening to the waves crash onto the beach at night to ease you into a deep sleep, so remember to open the windows wide before your head hits the pillow. Swap the mod cons for good old-fashioned family games - like Uno, Scrabble and Yahtzee - and rediscover the joy of conversation with family and friends. ✦



CHARLIE'S ROOM (top left) Bright pieces, like the Kip & Co bedlinen - also featured in the master bedroom **(above right)** - and an Ikea rug, bring an element of fun **OUTDOORS (left)** "The hardwood cladding is sustainable and will age beautifully," says David