

INTRODUCING 5 NEW

# METALLIC GLAZES



FEATURING WORKS BY  
VINCE PALACIOS

*Duncan*<sup>®</sup>


# METALLIC GLAZES

Metallic Glazes present a shiny to matte polished finishes that transform ordinary surfaces into dramatic works of art. All glazes fire to cone 04, with the exception of SY1024, which fires to cone 06.


Not safe for use on food containers.




Available in 4 oz and 16 oz jars.




**NEW** Weathered Iron  
SY1027



**NEW** Bronze Patina  
SY1028




**NEW** Rhodium  
SY1029




**NEW** Brass Halo  
SY1030



**NEW** Burnished Bronze  
SY1031



Antique Pewter  
SY1024



Heirloom Silver  
SY1025



Modern Brass  
SY1026

## CHARACTERISTICS:

Metallic Glazes create a variety of interesting finishes. Glaze thickness, clay body & firing can influence results. Due to the metal-like nature of the glazes, they are great for use as a Raku glaze. Metallic Glazes can be combined with other Duncan glazes to create unique effects.

## APPLICATION:

Apply 3-4 flowing coats to witness cone 04 bisque. Thin with Thin 'n Shade or water if needed.

## FIRING:

Metallic Glazes fire to witness cone 04. Note: exception SY1024 fires to cone 06. Fire Metallic Glazes alone, and do not fire with greenware. Gases in the greenware will cause imperfections to the glaze.

## BRUSH & PRODUCT CARE:

Clean brushes with water. Wipe rims of jars and insides of lids.



Decorated with Metallic Glazes™ from left to right: Bronze Patina, Rhodium, Weathered Iron and Brass Halo. The base is also Brass Halo with Pure Brilliance over it. A decal was applied on the base.



**Above:** Each form is decorated with a variety of Metallic Glazes™. **Below:** All three pieces were applied with Heat Patina (heated with a propane torch until it changes color).  
**Bottom Left:** Envision Glazes were added to the rim. **Bottom Center:** The blue hue is Brass Halo with Pure Brilliance splashed on top. **Bottom Right:** Pure Brilliance was added near the bottom to create added effect.





The base is decorated with Metallic Glazes™ Weathered Iron and the forms are decorated with a mix of all the Metallic Glazes™.

## VINCE'S TIPS (SEE ARTIST BIO ON BACK PAGE)

- Apply Pure Brilliance Clear Glaze over the top of colors to create color variation.
- Because Metallic Glazes are not normally recommended for application of decals, apply Pure Brilliance Clear Glaze over the Metallic Glazes and fire to recommended cone per label instructions. Then apply decal and fire to recommended cone for decal.
- Base coat with any glaze color, apply Wax Resist, then apply Metallic Glazes colors to create metallic specks.
- Apply a splash of Pure Brilliance Clear Glaze over colors and apply a Heat Patina\* to create interesting effects.

\*Heat Patina is a process accomplished by applying heat with a propane torch to the work post firing until the color changes. Be careful! Don't crack your work!

# VINCE PALACIOS



Vince Palacios showcases his unique use of ceramic decals in both national and international exhibits.

His work has been included in several important private collections as well as prominent museum collections.

After 16 years of teaching at Western Illinois University and California State University, Long Beach, Vince joined El Camino College in 2011 as the new ceramics professor. Now head of the ceramics department, he teaches beginning, intermediate and advanced courses.



Decorated with Metallic Glazes™ Bronze Patina and Concepts Underglazes® for Bisque colors.

Vince used Aardvark low-fire clays to create the work featured in this brochure.

## STEVE'S WHITE

Steve's White is Aardvark's finest cone 06 white clay. Fired shrinkage is 5.5% and water absorption is 16% when fired to cone 04. This potter friendly clay combines the qualities of bright white color with excellent throwing and hand-building properties. Steve's White is the most plastic of all Aardvark white earthenwares.

## MESA RED

Mesa Red is Aardvark's richest, deepest, red earthenware. Fired shrinkage is 5% and water absorption is 7.5% when fired to cone 04.

**AARDVARK**  
*Clay & Supplies*

*Duncan*

2016 Duncan Enterprises®  
5673 E. Shields Avenue  
Fresno, CA 93727  
[www.duncanceramics.com](http://www.duncanceramics.com)  
PR# 1021 RM# 0028066  
5/16

Mixed  
Papers  
Source  
here

