

Something From Nothing

Finished Size 10", Unfinished Size: 10-1/2"



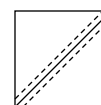
244 Allen Street
Clinton, Wisconsin 53525
(608) 676-6196
www.TwinTurtleQuilts.com
www.facebook.com/twinturtlequilts

	White/Cream	(1) 6-1/2" square (1) 3" square (1) 1-3/4" x 4-1/4" (1) 1-3/4" x 5-1/2"
	Grey	(2) 2-3/4" squares (1) 1-3/4" x 3" (1) 1-3/4" x 4-1/4"
	Color <i>(Blue, Pink, Orange, Purple, Green)</i>	(1) 6-1/2" square (1) 3" square (1) 1-3/4" x 4-1/4" (1) 1-3/4" x 5-1/2"
	Black	(2) 2-3/4" squares (1) 1-3/4" x 3" (1) 1-3/4" x 4-1/4"

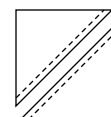
Use accurate 1/4" seams.
Drawings are not to scale.

Draw one diagonal line on the wrong side of the White 6-1/2" square. Layer with the Color square, right sides together.

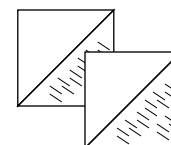
Sew 1/4" on both sides of the drawn line and cut apart. Press seams toward the Color and square up to measure 5-1/2" Half Square Triangles.



Sew on both sides of drawn line.

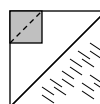


Cut apart, press toward Color.

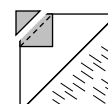


Square up to measure 5-1/2" square

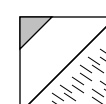
Draw a line on the wrong side of both 2-3/4" Grey squares. Lay (right sides together) on the White side of each Half Square Triangle, as shown. Sew on the drawn line this time and trim 1/4" away from the seam. Fold open the triangle and press.



Sew on the drawn line

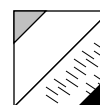


Trim 1/4" from seam

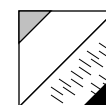


Fold open and press

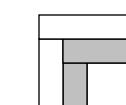
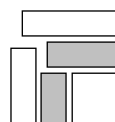
Similarly add the Black triangles to the opposite side, as shown.



Add Black to opposite corners



Lay out the remaining White and Grey pieces as shown. Sew together, pressing seams to one side as you go.



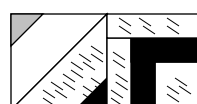
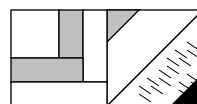
White & Grey L-shaped block



Color & Black L-shaped block

Repeat with the Color and Black pieces.

Lay out the four squares, rotating as shown. The White will all be on one side of the diagonal; the Color on the other. Sew into pairs, press seams toward the L-shaped blocks.




Press towards L-shaped blocks

Sew the pairs together and press seams to one side.

Your block should measure 10-1/2" at this point.

Something wonderful appears when you put multiple blocks together!



Something From Nothing