

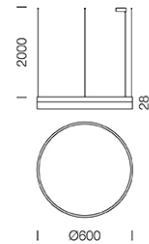
PROJECT : _____

SALE : _____

Lampitude®
TURN ON YOUR ATTITUDE

Product

Dimension



Specification

| | | |
|--------------|---|---|
| ITEM CODE | : | SATURN-60 |
| SERIES | : | SATURN |
| BRAND | : | LAMPTITUDE |
| LAMP TYPE | : | LED |
| LAMP BASE | : | LED HI POWER-COB 42W |
| DESCRIPTION | : | PENDANT LAMP |
| INSTALLATION | : | SURFACE MOUNTED BASE |
| MATERIAL | : | POWDER COATED DIE-CAST ALUMINIUM, FROST ACRILIC |
| COLOR | : | WHITE |
| CONTROL GEAR | : | LED DRIVER |
| REFLECTOR | : | N/A |

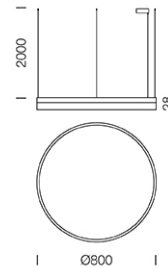

PROJECT : _____

SALE : _____

Lamptitude[®]
TURN ON YOUR ATTITUDE

Product

Dimension



Specification

| | | |
|--------------|---|---|
| ITEM CODE | : | SATURN-80 |
| SERIES | : | SATURN |
| BRAND | : | LAMPTITUDE |
| LAMP TYPE | : | LED |
| LAMP BASE | : | LED HI POWER-COB 55W |
| DESCRIPTION | : | PENDANT LAMP |
| INSTALLATION | : | SURFACE MOUNTED BASE |
| MATERIAL | : | POWDER COATED DIE-CAST ALUMINIUM, FROST ACRILIC |
| COLOR | : | WHITE |
| CONTROL GEAR | : | LED DRIVER |
| REFLECTOR | : | N/A |

PROJECT : _____

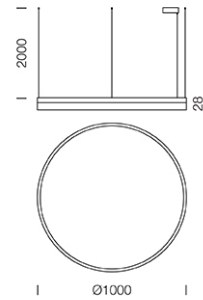
SALE : _____

Lamptitude[®]
TURN ON YOUR ATTITUDE

Product



Dimension



Specification

| | | |
|--------------|---|---|
| ITEM CODE | : | SATURN-100 |
| SERIES | : | SATURN |
| BRAND | : | LAMPTITUDE |
| LAMP TYPE | : | LED |
| LAMP BASE | : | LED HI POWER-COB 66W |
| DESCRIPTION | : | PENDANT LAMP |
| INSTALLATION | : | SURFACE MOUNTED BASE |
| MATERIAL | : | POWDER COATED DIE-CAST ALUMINIUM, FROST ACRILIC |
| COLOR | : | WHITE |
| CONTROL GEAR | : | LED DRIVER |
| REFLECTOR | : | N/A |

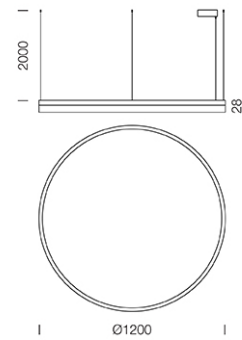
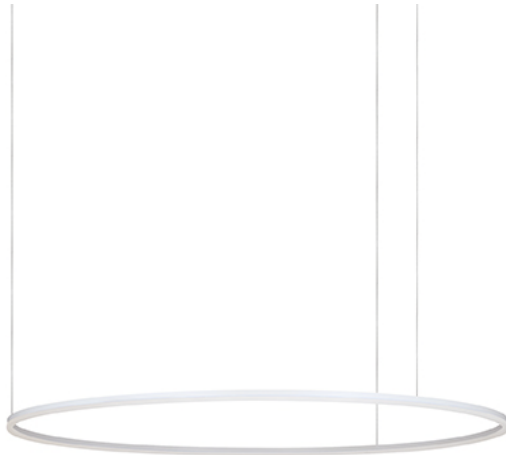
PROJECT : _____

SALE : _____

Lamptitude®
TURN ON YOUR ATTITUDE

Product

Dimension



Specification

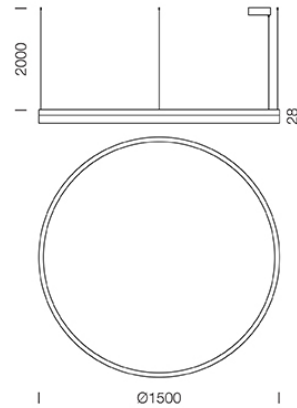
| | | |
|--------------|---|---|
| ITEM CODE | : | SATURN-120 |
| SERIES | : | SATURN |
| BRAND | : | LAMPTITUDE |
| LAMP TYPE | : | LED |
| LAMP BASE | : | LED HI POWER-COB 81W |
| DESCRIPTION | : | PENDANT LAMP |
| INSTALLATION | : | SURFACE MOUNTED BASE |
| MATERIAL | : | POWDER COATED DIE-CAST ALUMINIUM, FROST ACRILIC |
| COLOR | : | WHITE |
| CONTROL GEAR | : | LED DRIVER |
| REFLECTOR | : | N/A |

PRODUCT : _____
SALE : _____



Product

Dimension



Specification

- SERIES : SATURN
- ITEM CODE : SATURN-150
- DESCRIPTION : HANGING LAMP
- SIZE : Ø1500 X H28+3000 (MM)

- INSTALLATION : SURFACE MOUNTED BASE
- DRILL SIZE : -
- WEIGHT : 3 KG
- MATERIAL : POWDER COATED DIE-CAST ALUMINUM , FROST ACRYLIC
- COLOR : WHITE
- REFLECTOR : -
- DIFFUSER : -
- IP RATING : 20

- LIGHT SOURCES : LED HI POWER SMD
- SOCKET : -
- WATTS : 105W
- VOLT : -
- CCT : 3000K
- CRI : -
- BEAM ANGLE : -
- LUMEN POWER : -
- LIFETIME : -

- CONTROL GEAR : LED DRIVER INCLUDED
- ACCESSORIES : -
- REMARKS : -