

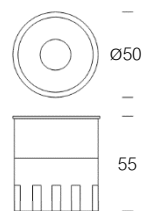
PROJECT : \_\_\_\_\_

SALE : \_\_\_\_\_

# Lampitude

Product

Dimension



## Specification

SERIES	:	CGBU-LUC15W-LED-CN50
ITEM CODE	:	CGBU-LUC15W-LED-CN50-2.7K-6.0K-50D-TW
DESCRIPTION	:	LED MODULE
SIZE	:	Ø50 X H55 (MM)
WEIGHT	:	0.11 KG
INSTALLATION	:	-
DRILL SIZE	:	-
MATERIAL	:	ALUMINIUM
COLOR	:	DARK GREY
REFLECTOR	:	-
DIFFUSER	:	-
IP RATING	:	20
LIGHT SOURCES	:	LED COB
INPUT CURRENT	:	0.35 A (DC 9-42 V)
POWER (WATTS)	:	MAX 15 W
LUMENS	:	990-1100 lm
BEAM ANGLE	:	50°
CCT	:	2700K-6000K
CRI	:	90
AMBIENT TEMP.	:	-25°C to +40°C
LIFETIME	:	35,000 Hrs
CONTROL GEAR	:	LED DRIVER NOT INCLUDED (typ. with CGCT-AU-A1SBLCX15-CCF+LT)
ACCESSORIES	:	-
REMARKS	:	OPTIONAL DRIVER BY REQUEST

Head office 299/1 (Ekamai) Klongton-Nua, Wattana, Bangkok Thailand 10110

Te | (02) 392 6371-5 FAX (02) 392 1839 Email [info@lamptitude.net](mailto:info@lamptitude.net) [www.lamptitude.net](http://www.lamptitude.net)

PROJECT : \_\_\_\_\_

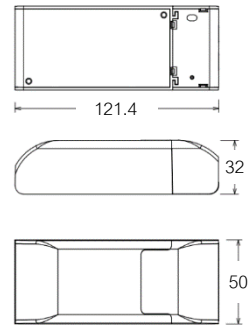
SALE : \_\_\_\_\_

# Lampitude

## Product



## Dimension



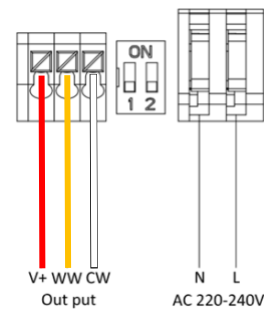
## Specification

SERIES : CGCT-AU-A1SBLCX15-CCF+LT  
ITEM CODE : CGCT-AU-A1SBLCX15-CCF+LT  
DESCRIPTION : CONSTANT CURRENT TW DRIVER  
SIZE : W50 X L121.4 X H32 (MM)  
WEIGHT : 0.11 KG

INSTALLATION : SURFACE MOUNTED  
DRILL SIZE : -  
MATERIAL : PC  
COLOR : WHITE/BLUE  
REFLECTOR : -  
DIFFUSER : -  
IP RATING : 20

DIMMABLE : LI SMART  
INPUT VOLTAGE : AC 220-240 V, 50/60 Hz  
OUTPUT VOLTAGE : DC 30-40 V  
POWER RANGE : 7.2-15 W  
POWER FACTOR :  $\geq 0.9$ , @FULL LOAD, 230Vac  
CCT : -  
CRI : -  
AMBIENT TEMP. : -20°C to +45°C  
LIFETIME : 35,000 Hrs

CONTROL GEAR : -  
ACCESSORIES : -  
REMARKS : DIP SWITCH 180/200/250/350mA



Head office 299/1 (Ekamai) Klongton-Nua, Wattana, Bangkok Thailand 10110

Tel (02) 392 6371-5 FAX (02) 392 1839 Email info@lamplitude.net www.lamplitude.net