

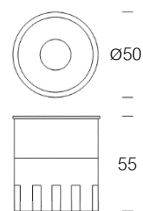
PROJECT : _____

SALE : _____

Lampitude

Product

Dimension



Specification

SERIES	:	CGBU-LUC15W-LED-CN50
ITEM CODE	:	CGBU-LUC15W-LED-CN50-2.7K-6.0K-24D-TW
DESCRIPTION	:	LED MODULE
SIZE	:	Ø50 X H55 (MM)
WEIGHT	:	0.11 KG
INSTALLATION	:	-
DRILL SIZE	:	-
MATERIAL	:	ALUMINIUM
COLOR	:	DARK GREY
REFLECTOR	:	-
DIFFUSER	:	-
IP RATING	:	20
LIGHT SOURCES	:	LED COB
INPUT CURRENT	:	0.35 A (DC 9-42 V)
POWER (WATTS)	:	MAX 15 W
LUMENS	:	990-1100 lm
BEAM ANGLE	:	24°
CCT	:	2700K-6000K
CRI	:	90
AMBIENT TEMP.	:	-25°C to +40°C
LIFETIME	:	35,000 Hrs
CONTROL GEAR	:	LED DRIVER NOT INCLUDED (typ. with CGCT-AU-A1SBLCX15-CCF+LT)
ACCESSORIES	:	-
REMARKS	:	OPTIONAL DRIVER BY REQUEST

Head office 299/1 (Ekamai) Klongton-Nua, Wattana, Bangkok Thailand 10110

Te | (02) 392 6371-5 FAX (02) 392 1839 Email info@lamptitude.net www.lamptitude.net

PROJECT : _____

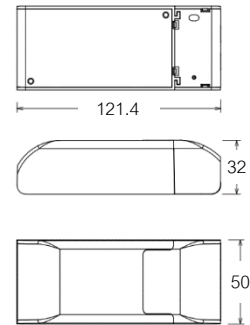
SALE : _____

Lampitude

Product



Dimension



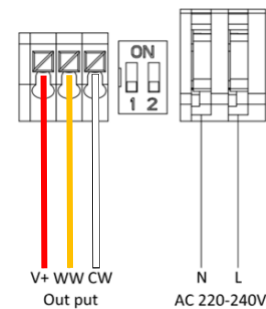
Specification

SERIES : CGCT-AU-A1SBLCX15-CCF+LT
ITEM CODE : CGCT-AU-A1SBLCX15-CCF+LT
DESCRIPTION : CONSTANT CURRENT TW DRIVER
SIZE : W50 X L121.4 X H32 (MM)
WEIGHT : 0.11 KG

INSTALLATION : SURFACE MOUNTED
DRILL SIZE : -
MATERIAL : PC
COLOR : WHITE/BLUE
REFLECTOR : -
DIFFUSER : -
IP RATING : 20

DIMMABLE : LI SMART
INPUT VOLTAGE : AC 220-240 V, 50/60 Hz
OUTPUT VOLTAGE : DC 30-40 V
POWER RANGE : 7.2-15 W
POWER FACTOR : ≥ 0.9 , @FULL LOAD, 230Vac
CCT : -
CRI : -
AMBIENT TEMP. : -20°C to +45°C
LIFETIME : 35,000 Hrs

CONTROL GEAR : -
ACCESSORIES : -
REMARKS : DIP SWITCH 180/200/250/350mA



Head office 299/1 (Ekamai) Klongton-Nua, Wattana, Bangkok Thailand 10110

Tel (02) 392 6371-5 FAX (02) 392 1839 Email info@lamplitude.net www.lamplitude.net