



51-853 SINGLE REGULATED
51-854 DOUBLE REGULATED

IMPORTANT NOTE: IF THIS PRESSURE TANK IS TO BE USED FOR SPRAYING FLAMMABLE MATERIALS, OPERATOR MUST NOT PRESSURIZE THIS TANK MORE THAN 15 PSI TO MEET OSHA REQUIREMENTS. FOR NON-ASME PRESSURE VESSELS. IT IS THE RESPONSIBILITY OF THE OPERATOR TO FOLLOW THIS MANDATORY PROCEDURE.

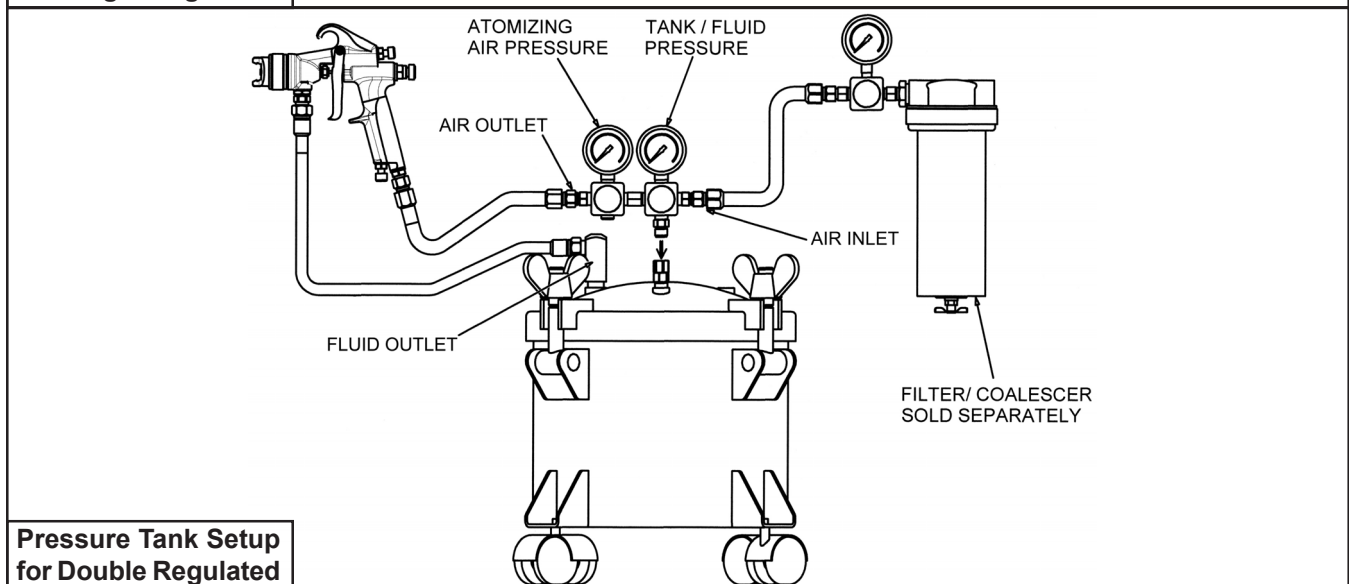
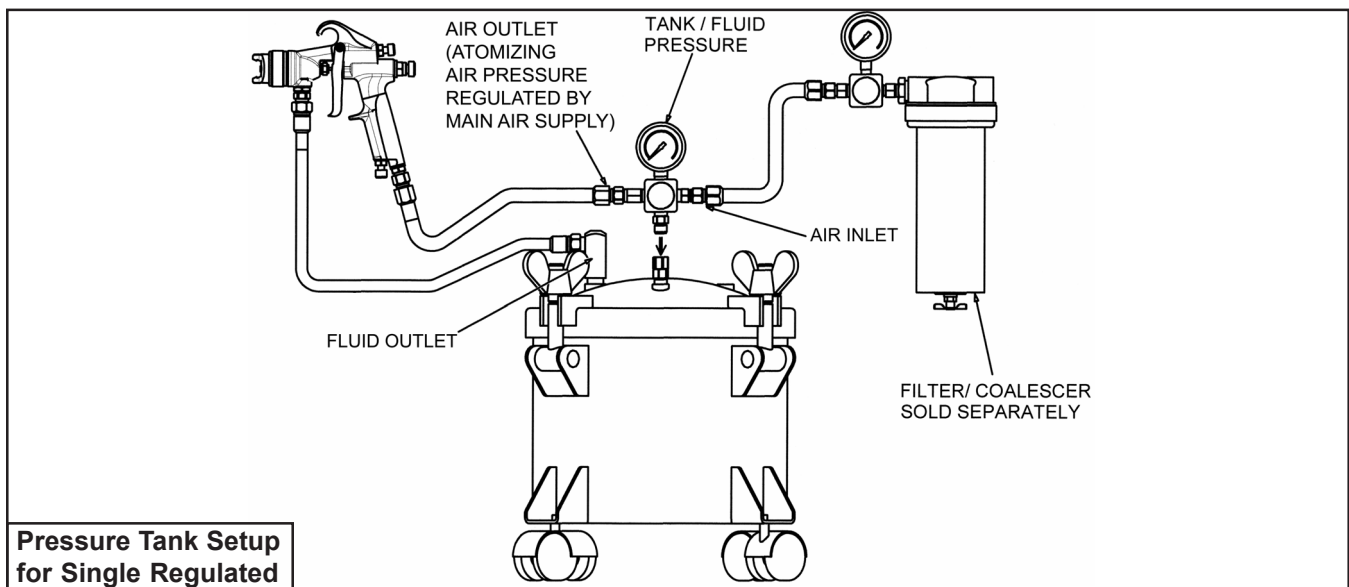
GENERAL INFORMATION

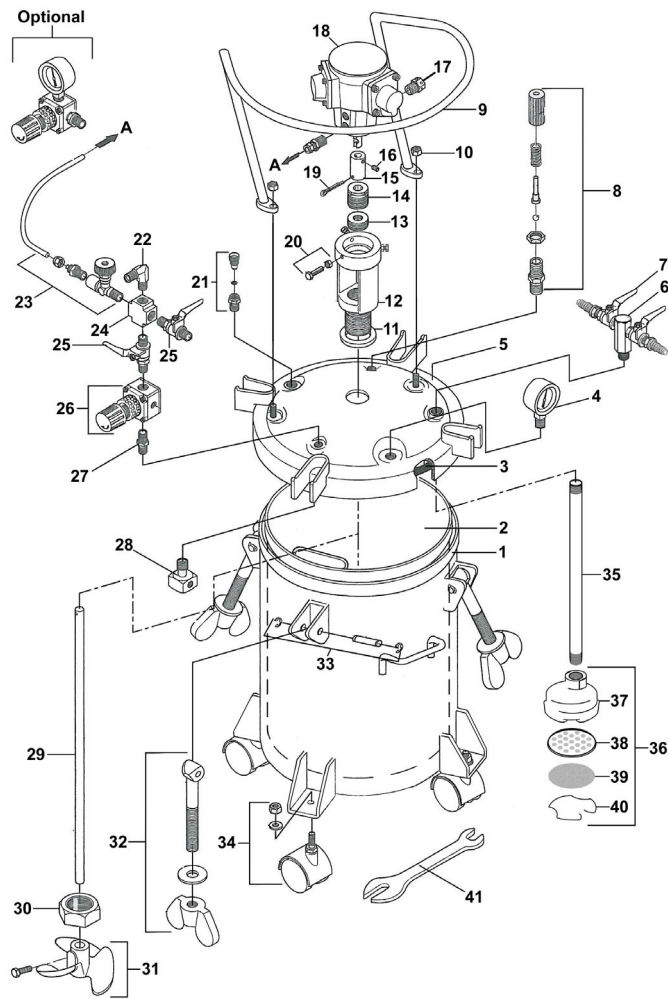
This pressure tank is equipped with either single or double air pressure regulation, material outlet shutoff valves for 2 guns, pressure safety relief valve, tank vent valve, disposable plastic liner, an air powered agitator, and four caster wheels.

CAUTION!

1. Maximum tank pressure of 80 psi. The safety relief valve is designed to protect the tank against excessive pressures. DO NOT attempt to make adjustments to this valve. If this valve begins to vent air, reduce the setting on the air inlet regulator.
2. DO NOT alter the tank in any way by welding, drilling or machining as this may weaken the structure of the tank.
3. To prevent hazardous static sparks from occurring, always ground the tank by connecting a 12 ga. wire to the tank and to a known earth ground.
4. Halogenated solvents will react chemically with aluminum and may cause an explosion. Examples of halogenated solvents are 111 trichlorethane and methylene chloride. **DO NOT use the removable aluminum tank liner with any halogenated solvents.**
5. Be sure tank pressure is completely relieved before attempting to remove tank cover or material fill cap. Shut off the main air supply to the tank and vent pressure using the vent valve located on the tank lid.

****NOTE** Oilless Motor Used on CAT Agitated Tanks - DO NOT OIL TANK MOTORS**





ITEM NO.	PART NO.	DESCRIPTION	ITEM NO.	PART NO.	DESCRIPTION
1	51-526SS	Tank Shell	22	51-268	90 Degree Elbow
2	51-543-10	Disposable Plastic Tank Liner (10pk)	23	51-247	Speed Control Valve For Agitator
	51-527	Optional SS Tank Liner	24	51-267	4-Way Union
3	51-520	Gasket (Available in 3 Pack)	25	52-150	Air Shut Off Valves
4	52-58	Pressure Gauge	26	52-6	Air Regulator (51-222 Opt. 2nd Reg)
5	51-528SS	Tank Lid Assembly	27	53-562	1/4 x 1/4 Nipple Fitting
6	51-530SS	Material Outlet Manifold	28	51-237	Air Flow Diffuser
7	52-151SS	Material Outlet Valve	29	51-544SS	Agitator Shaft
8	51-229	Safety Relief Valve Assembly	30	51-259SS	Retaining Nut
9	51-535SS	Guard	31	51-246	Propeller W/Bolt
10	98-0115	Nut 3/8-16	32	51-236	Eye Bolt Assembly
11	51-245	Seal Ring	33	51-233	Pin Assembly
12	51-287SS	Air Motor Base	34	51-224	Caster (4 Req'd)
13	51-289	Shaft Seal Assembly		51-252	Optional Stationary Feet (4 Req'd)
14	51-288	Guide	35	51-523SS	Fluid Pickup Tube
15	51-242	Coupling	36	51-532	Inlet Strainer Assembly
16	51-262	Set Screw 1/4-20 x x1/4 lg	37	51-548	Inlet Strainer Body
17	51-271	Muffler	38	51-549	Inlet Screen Backup Plate
18	51-240SS	Air Motor	39	51-542	Inlet Screen
19	51-266	Roll Pin	40	51-519	Inlet Screen Retaining Clip
20	51-264	Screw & Nut 1/4-20 x 1' lg	41	51-225	Wrench
21	51-234	Tank Vent Valve			

Pressure Tanks Available From C.A. Technologies



2.5 Gallon Pressure Tank
51-201 Single Regulated
51-202 Double Regulated



2.5 Gallon Pressure Tank
With Air Powered Agitation
51-203 Single Regulated
51-204 Double Regulated



5 Gallon Pressure Tank
With No Agitation
51-507 Single Regulated
51-508 Double Regulated



5 Gallon Pressure Tank
With Manual Agitation
51-501 Single Regulated
51-502 Double Regulated



5 Gallon Pressure Tank
With Air Powered Agitation
51-503 Single Regulated
51-504 Double Regulated



10 Gallon Pressure Tank
With No Agitation
51-551 Single Regulated
51-552 Double Regulated



10 Gallon Pressure Tank
With Manual Agitation
51-557 Single Regulated
51-558 Double Regulated



10 Gallon Pressure Tank
With Air Powered Agitation
51-553 Single Regulated
51-554 Double Regulated