



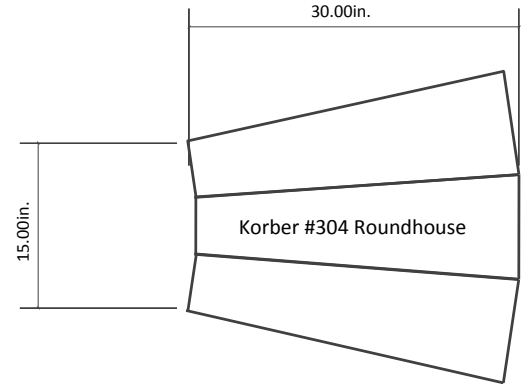
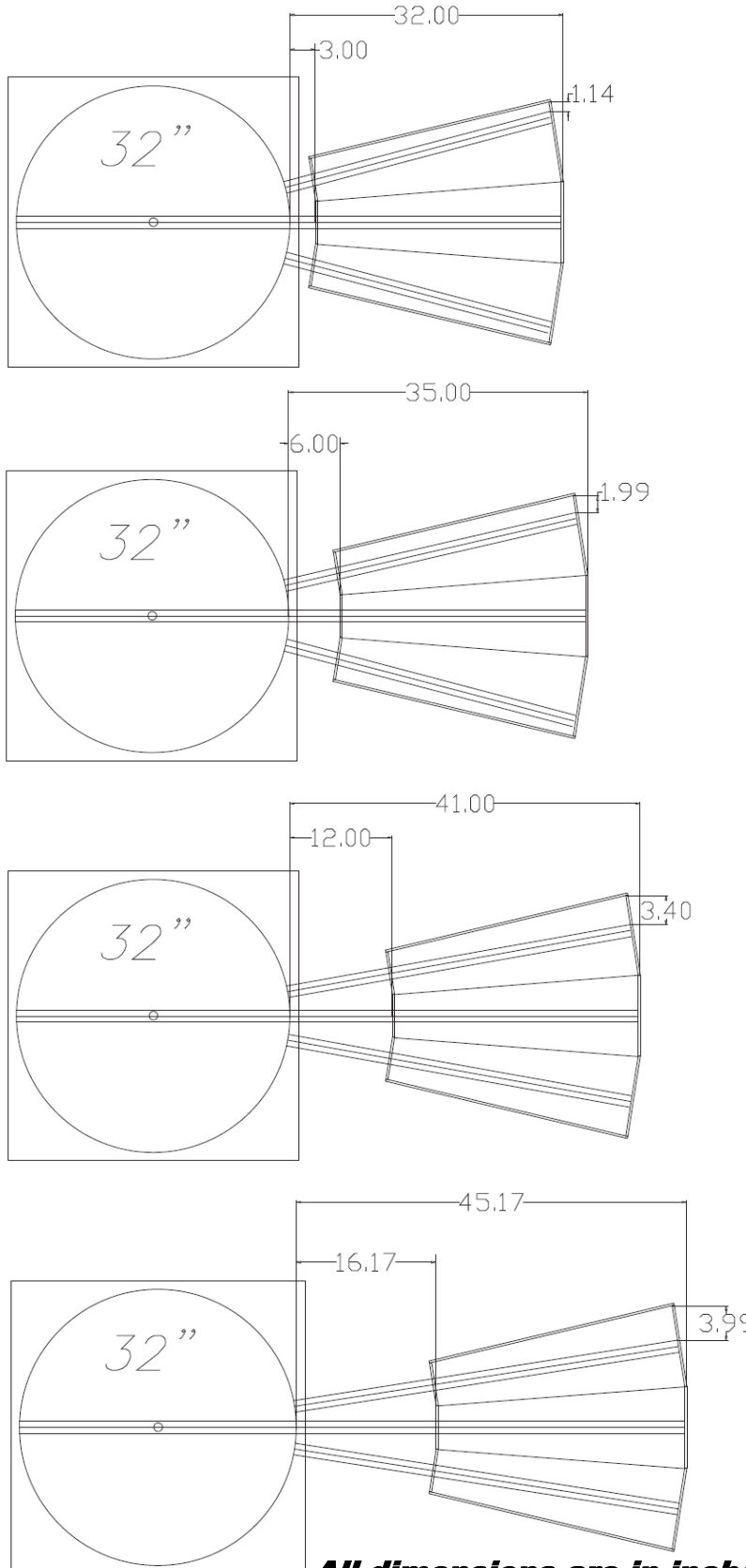
Korber Models

Scale Model Railroad Structures

165 East Main Street
 Atlanta, IN 46031 USA
 765-292-2044
 Steve@korbermodels.com
 www.korbermodels.com

Bowser Manufacturing


PO Box 322
 1302 Jordan Ave
 Montoursville PA 17754 USA
 570-368-2379
 bowser@bowser-trains.com
 www.bowser-trains.com



Space Planning Requirements for Korber #304 Roundhouse and a Bowser 32" turntable

- All tracks should enter the roundhouse in the center of the stall doors
- In these drawings you can see how the track gets closer to the side walls as the distance between the turntable and the roundhouse is reduced
- A distance of approximately 16.2" allows for a straight track to be centered in the stall of the roundhouse
- When adding additional stalls turntable to roundhouse spacing of 16.2" allows for continuous expansion with the track centered in the stalls and 12" spacing can support up to 15 stalls either with straight track.
- Use of flextrack will allow you to use shorter turntable to roundhouse distances and center the track in the stall. Simply enter the door at the center and bend the track to have clearance of side walls or supports. Flextrack use is common when expanding the number of stalls while using less than 16" turntable to roundhouse spacing

All dimensions are in inches



Korber Models

Scale Model Railroad Structures

100 Castleberry Court #178
Milford, OH 45150 USA

513-239-1908

info@korbermodels.com

www.korbermodels.com

Bowser Manufacturing

PO Box 322

1302 Jordan Ave

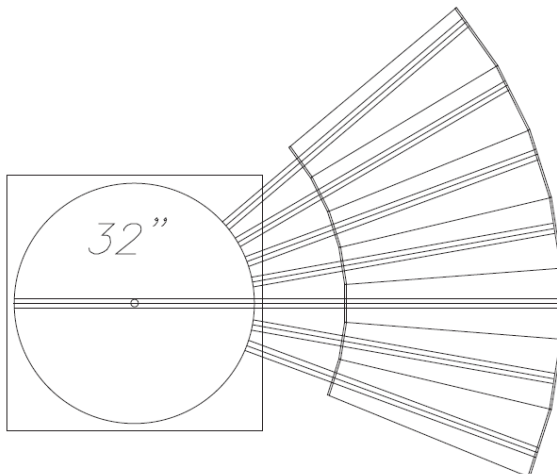
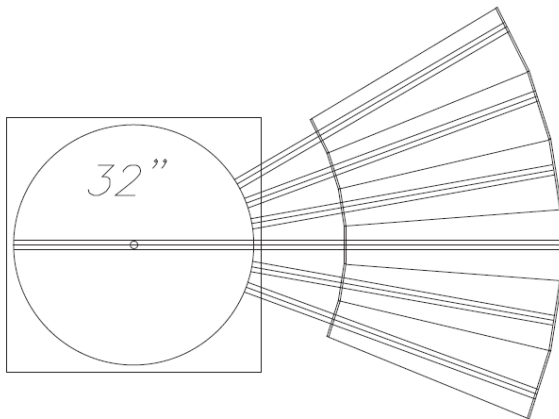
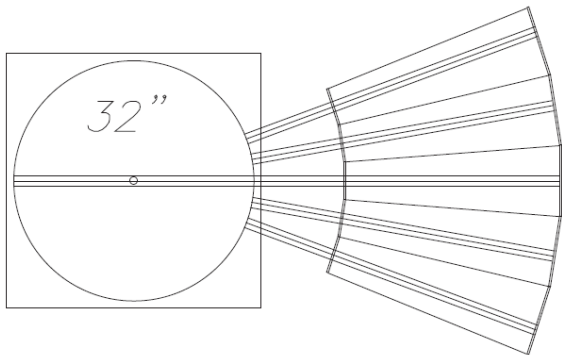
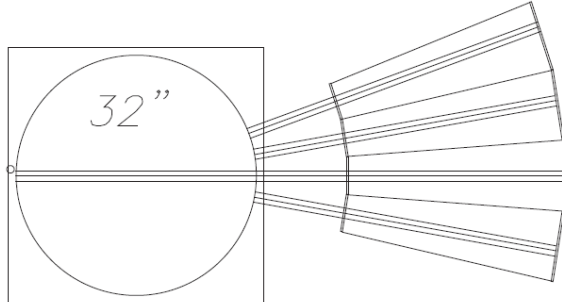
Montoursville PA 17754 USA

570-368-2379

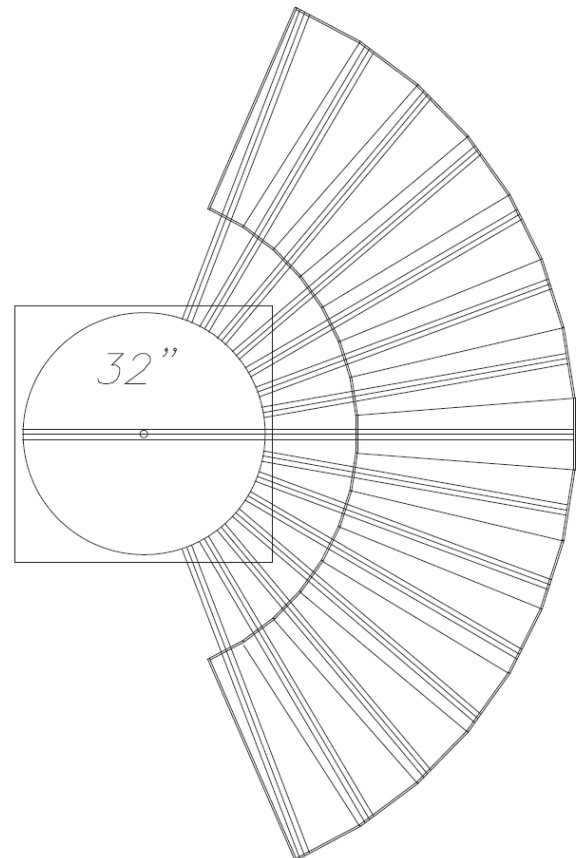
bowser@bowser-trains.com

www.bowser-trains.com

Space Planning Requirements for Korber #304 Roundhouse and a Bowser 32" turntable



- All tracks should enter the roundhouse in the center of the stall doors
- In these drawings you can see various size roundhouse configurations with the 32" turntable
- Use of flextrack will allow you to use shorter turntable to roundhouse distances and center the track in the stall. Simply enter the door at the center and bend the track to have clearance of side walls or supports. Flextrack use is common when expanding the number of stalls while using less than 16" turntable to roundhouse spacing



12 Inches between the roundhouse and turntable



Korber Models

Scale Model Railroad Structures

100 Castleberry Court #178
Milford, OH 45150 USA

513-239-1908

info@korbermodels.com

www.korbermodels.com

Bowser Manufacturing

PO Box 322

1302 Jordan Ave

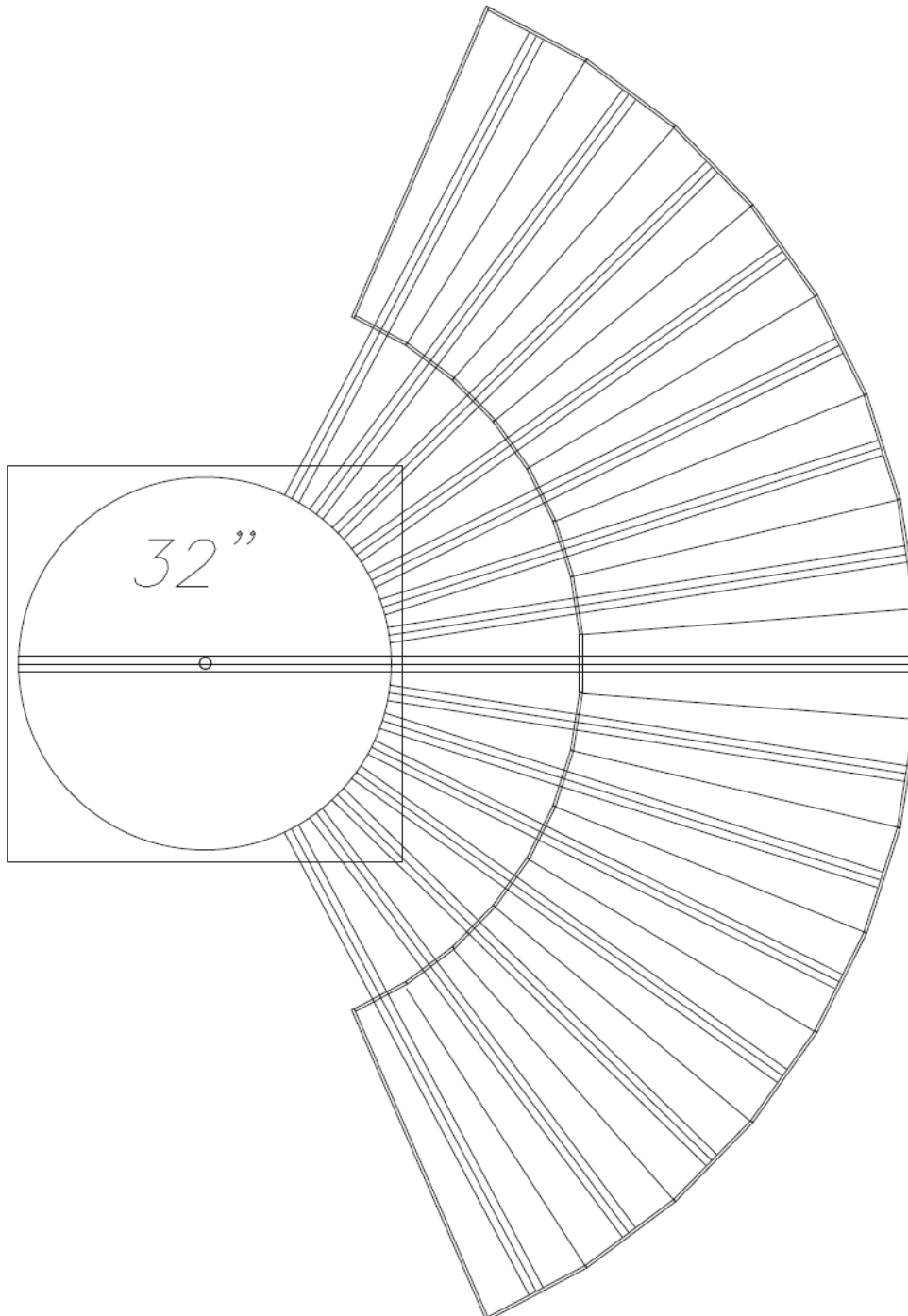
Montoursville PA 17754 USA

570-368-2379

bowser@bowser-trains.com

www.bowser-trains.com

Space Planning Requirements for Korber #304 Roundhouse and a Bowser 32" turntable



- All tracks should enter the roundhouse in the center of the stall doors
- In these drawings you can see various size roundhouse configurations with the 32" turntable
- Using spacing of 16 3/16 inches between the turntable and the roundhouse allows for the use of straight track to the back center of each stall.

16 3/16 Inches between the roundhouse and turntable