
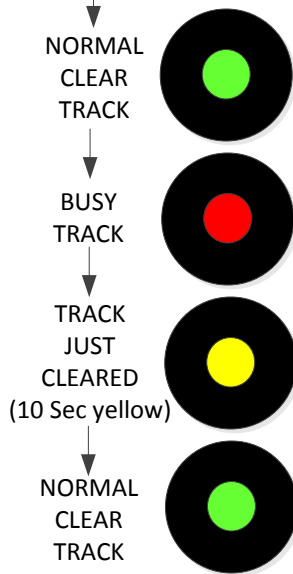



# SEARCHLIGHT SIGNALS - INSTALLATION

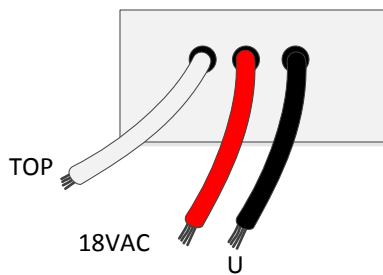
\*See note below for troubleshooting

## SIGNALING CYCLE

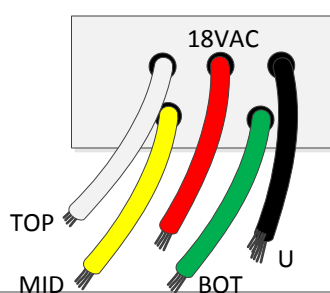


(No Picture Shown)

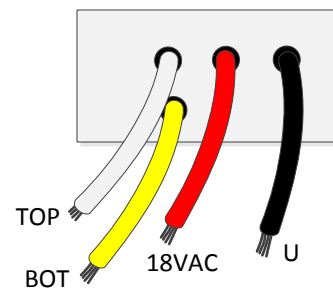
MODEL 101



MODEL 103

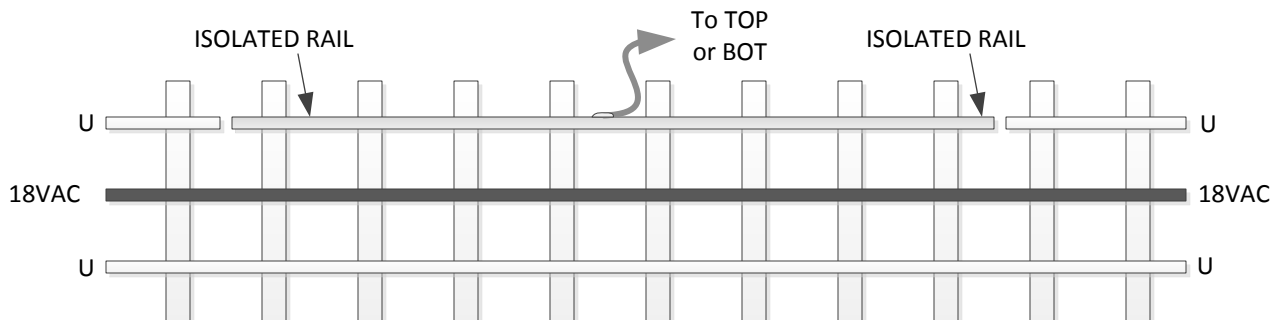


MODEL 102



Ver R4

## TRACK CORRECT CONNECTION WIRING (See Below important variations)



Signal light(s) should go GREEN with power applied. If they go YELLOW, you may have the BLACK and RED leads reversed to your transformer. "RED" lead is typically the center rail with 16-18VAC. "U" is the Common lead connected to the outer 2 rails, normally. Your white (or yellow or green) leads are triggered by a ground to Common U. If your signal lighting go flashing MULTI COLOR when signal lead is grounded, reverse your BLACK AND RED leads. This product is warranted for 90 days after purchase date, if not modified or misused. **Leaving incorrect polarity on this signal may damaged the unit and not warranted.** NOTE: Other optical grounding schemes also work fine with our product, instead of an isolated outer rail. CAUTION: Shorting Red and Black together intermittently, while there is power applied to the signal unit, it can cause a "large surge" to the signal unit and blow out the voltage regulator and AC to DC rectifier.

**K & R CUSTOM MODELS - thanks you!**  
**CONTACT US FOR QUESTIONS AND NEW ORDERS DIRECT. CUSTOM BUILDING AND MULTIPLE PRODUCTS CAN ALSO BE DISCUSSED AND PRICED.**  
 Ken.oehrig@gmail.com OR  
 RichardOehrig@gmail.com

# SEARCHLIGHT SPECIFICATIONS

## K & R CUSTOM MODELS

Contact our office if you have any questions related to any of our signals and tower-bridge products. Each one is hand made with close attention to our scale and quality. The electronics has been miniaturized to consolidate all the controls into the signal unit itself. You no longer have to buy expensive control modules, that cost as much as many of the signaling units out there. We have greatly reduced the cost of our signals that require no additional controlling hardware and software to do the same job that others have and sell at half the price, with even more features.

We warrantee our products for 90 days from the time of purchase after your estimated delivery date. We record all purchases and keep records on file and keep it private to serve and protect our clients. We do not share your personal information. *Any failures to perform as specified, within the 90 day period, is replaced or repaired upon returning the unit at the customer shipping expense.*

*Misuse, modifications, or careless use voids all warrantee's. We pay for return.*

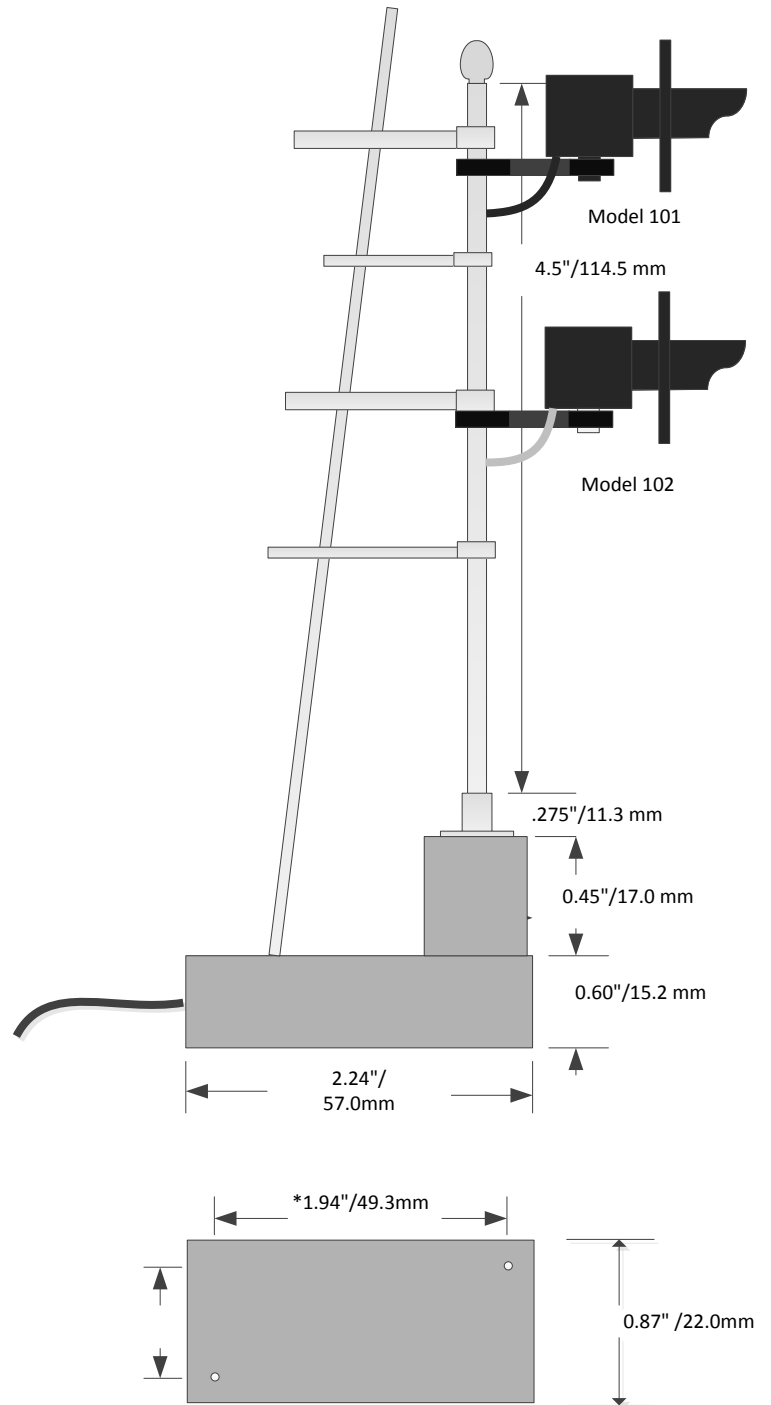
**Hot locations will melt your signal unit.**

We value your patronage and will do all we can to help satisfy your use of our products and do all we can to assist you with your satisfaction. We want your future business and recommendations to your friends. We want you to be happy with your purchase and your desire to purchases more of our quality products.

Contact us also for any "custom product" requirements you want to see or have us fabricate for your layouts.

**THANK YOU FOR YOUR PURCHASE!**

(Note: Variations of positions and structure varies, as well as dimensions may vary. This is to help illustrate each signal)



- 1. MAXIMUM SIZE BRADS (SMALL HEAD) IS .062" / 1.58MM DIAM. WARNING - Do Not Drill larger holes in the chassis because it will damage the electronic circuits or cause shorts / cut circuit wiring.**
- 2. Holes (2) are available for mounting. However, paint may or may not have been purposely covered mounting holes for better appearance. (Customize)**