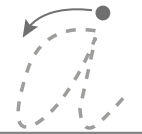
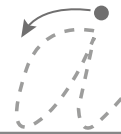




Name: \_\_\_\_\_

A

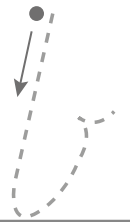
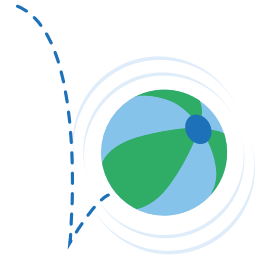

a



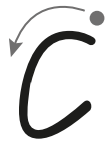
Name: \_\_\_\_\_

B

b



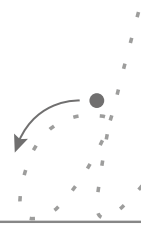
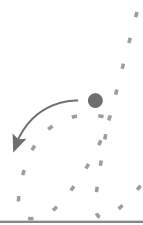
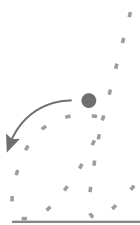
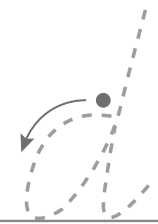
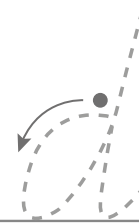
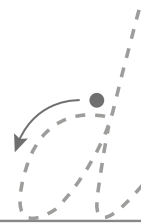
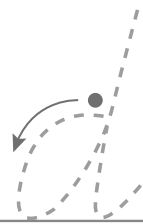
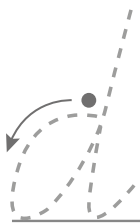
Name: \_\_\_\_\_



Name: \_\_\_\_\_

D


d



Name: \_\_\_\_\_

E

e



e



e




e



Name: \_\_\_\_\_

F

f



f

f

f

f

f

f

f

f

f

f

f

f

f

f

f

f

.

.

.

.

.

Name: \_\_\_\_\_

G

g



g

g

g

g

g

g

g

g

g

g

g

g

g

g

g

g

.

.

.


.

.

Name: \_\_\_\_\_

H

h



h

h

h

h

h

h

h

h

h

h

h

h

h

h

h

h

.

.

.

.

.



Name: \_\_\_\_\_

|

i



i



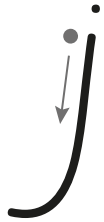
i



i



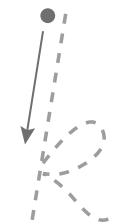
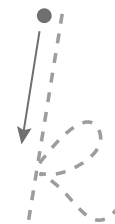
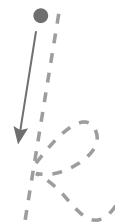
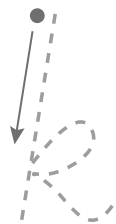
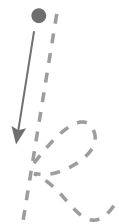
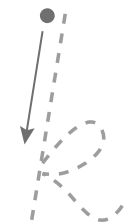
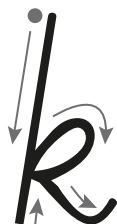
Name: \_\_\_\_\_



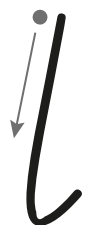
Name: \_\_\_\_\_

K

k



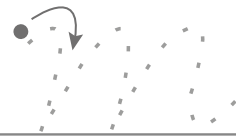
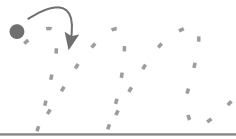
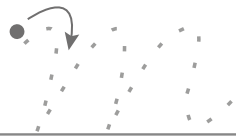
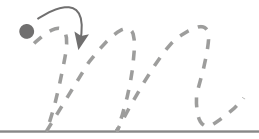
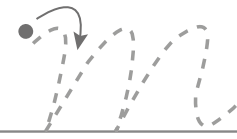
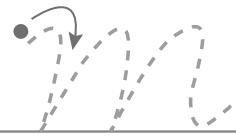
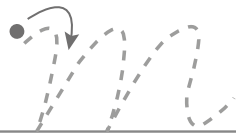
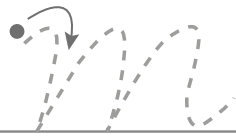


Name: \_\_\_\_\_



Name: \_\_\_\_\_

M

m



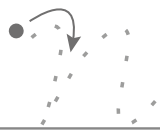
Name: \_\_\_\_\_

N

n



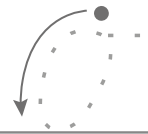
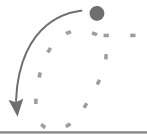
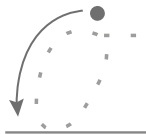
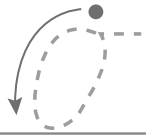
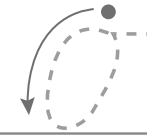
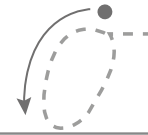
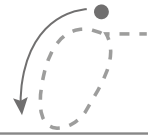
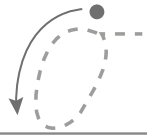
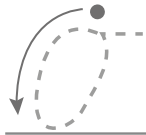
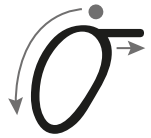

n



n



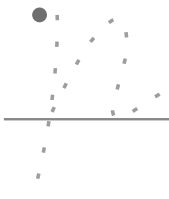


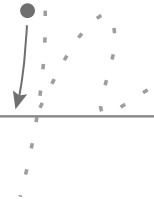
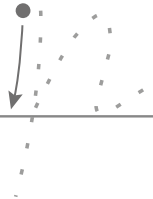
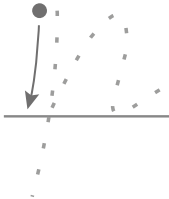
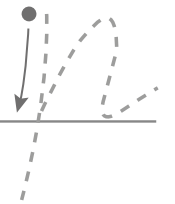
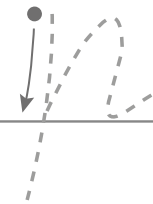
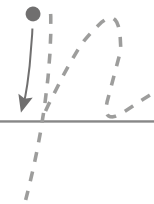
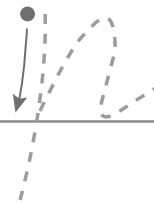
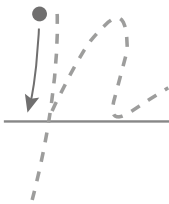
Name: \_\_\_\_\_



Name: \_\_\_\_\_

P

p





Name: \_\_\_\_\_

Q

q



q

q

q

q

q

q

q

q

q

q

q

q

q

q

q

q

.

.

.

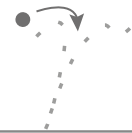
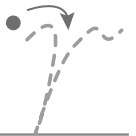
.

.

Name: \_\_\_\_\_

R

r



Name: \_\_\_\_\_

S

s



Name: \_\_\_\_\_

T

t



t

t

t

t

t

t

t

t

t

t

t

t

t

t

t

t

t

t

t


t

t

Name: \_\_\_\_\_

U

u



U

u

u

u

u

u

u

u

u

u

u

u

u

u

u

u

.

.

.

.

.

Name: \_\_\_\_\_

V

U



U

U

U

U

U

U

U

U

U

U

U

U

U

U

U

U

.

.

.



.

.

Name: \_\_\_\_\_

W

w



Name: \_\_\_\_\_



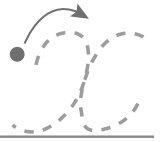
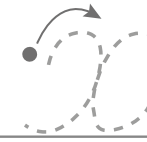
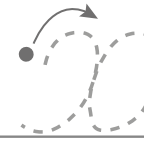
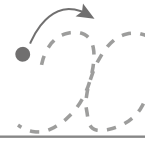
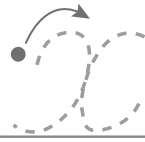
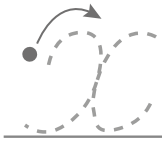
x




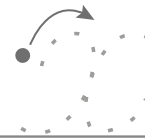
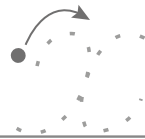
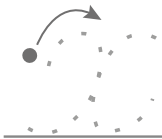
box



x



x



x

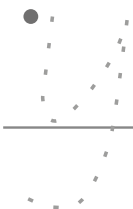

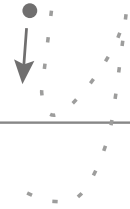
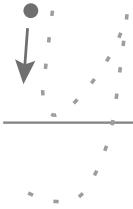
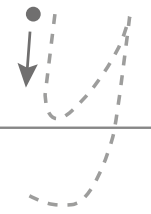
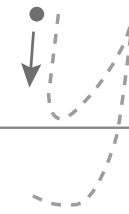
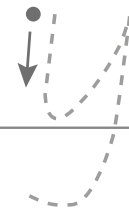
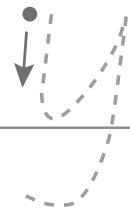
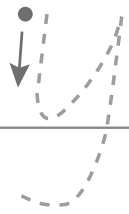
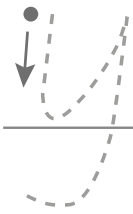





Name: \_\_\_\_\_

Y

y



Name: \_\_\_\_\_

Z

3



3

3

3

3

3

3

3

3

3

3

3

3

3

3

3

3

.

.

.

.

.

# Formation

- |          |                                                                                                                                                       |          |                                                                          |
|----------|-------------------------------------------------------------------------------------------------------------------------------------------------------|----------|--------------------------------------------------------------------------|
| <i>a</i> | Start at the stalk. Round the outside of the apple and back down.                                                                                     | <i>n</i> | Down the side and back up to the birds. Back down the other side.        |
| <i>b</i> | The ball bounces down. Then go around the ball.                                                                                                       | <i>o</i> | Start at the stalk and go around the outside.                            |
| <i>c</i> | Start at the cats head. Stroke its back all the way around to its tail.                                                                               | <i>p</i> | Around the pig's head and down its back.                                 |
| <i>d</i> | Around the dog's head, up its back and back down.                                                                                                     | <i>q</i> | round, up and down the queen's train.                                    |
| <i>e</i> | Start at the bottom of the yolk, all the way around, down the white.                                                                                  | <i>r</i> | Down to the rabbit's feet, back up and along its ear.                    |
| <i>f</i> | Around the head down to its tail then across its flippers.                                                                                            | <i>s</i> | Start at the snake's head, slide down his back and round his tail.       |
| <i>g</i> | Around the goats head, down its neck and around its belly.                                                                                            | <i>t</i> | Down the tiger's tummy and across its arms.                              |
| <i>h</i> | Down the neck and front legs, up along its back, down its back legs.                                                                                  | <i>u</i> | Down one side of the umbrella, up the other and back down.               |
| <i>i</i> | Down the side of the jar and put a dot on the squeezer.                                                                                               | <i>v</i> | Down one side of the van door then up the other.                         |
| <i>j</i> | Down the side and around the bottom. Then put a dot on the lid.                                                                                       | <i>w</i> | Follow the spider. Down, up, down, up.                                   |
| <i>k</i> | Down the gold key, up around the copper key and back down.                                                                                            | <i>x</i> | Down and across from the first flap. Down and across from the next.      |
| <i>l</i> | Scratch the lion's ear then come straight down to his toes.                                                                                           | <i>y</i> | Down, up and around the yoyo then back down the string.                  |
| <i>m</i> | Down the first monkey and back up through its tail.<br>Down the second monkey and back up through its tail.<br>Then down to the third monkey's hands. | <i>z</i> | Across the zebra's head. Down and across the body then over to the tail. |