

///Rowmark®



Laser Engraving
COLOR CHART

Product Material Selection

Rowmark's QMS is ISO 9001 certified



LASER & ROTARY ENGRAVING MATERIAL

LASERMAX® NEW



Your go-to laserable plastic sheet material with the most color choices available. Featuring popular color combinations that are great for outdoor and indoor projects. Ideal for signs, name badges and name plates, plaques, trophies and so much more!

Crimson/White LM912-602 2-ply 1/32" LM922-602 2-ply 1/16" LM942-602 2-ply 1/8" LM943-602 3-ply 1/8"	Crimson/Black LM922-604 2-ply 1/16"	Crimson/Yellow LM922-607 2-ply 1/16"	Claret/White LM922-622 2-ply 1/16"	Ribbon Pink/White LM922-662 2-ply 1/16"	Ribbon Pink/Black LM922-664 2-ply 1/16"
Tangerine/White LM922-612 2-ply 1/16"	Vibrant Orange/Black LM922-624 2-ply 1/16"	Canary/Black LM912-704 2-ply 1/32" LM922-704 2-ply 1/16" LM942-704 2-ply 1/8" LM943-704 3-ply 1/8"	Canary/Crimson LM922-706 2-ply 1/16"	Kelley Green/White LM912-932 2-ply 1/32" LM922-932 2-ply 1/16" LM942-932 2-ply 1/8"	Kelley Green/Black LM922-934 2-ply 1/16"
Celadon Green/White LM922-972 2-ply 1/16"	Evergreen/White LM912-912 2-ply 1/32" LM922-912 2-ply 1/16" LM942-912 2-ply 1/8"	Sky Blue/White LM912-512 2-ply 1/32" LM922-512 2-ply 1/16" LM942-512 2-ply 1/8" LM943-512 3-ply 1/8"	Sky Blue/Yellow LM922-517 2-ply 1/16"	Sapphire/White LM922-502 2-ply 1/16"	Light Blue/White LM922-562 2-ply 1/16"
Patriot Blue/White LM922-552 2-ply 1/16"	China Blue/White LM922-382 2-ply 1/16"	Purple/White LM922-582 2-ply 1/16"	White/Crimson LM922-206 2-ply 1/16"	White/Burgundy LM922-226 2-ply 1/16"	White/Sky Blue LM922-205 2-ply 1/16"
White/Bright Green LM922-209 2-ply 1/16"	White/Pine Green LM922-269 2-ply 1/16"	White/Black LM912-204 2-ply 1/32" LM922-204 2-ply 1/16" LM942-204 2-ply 1/8" LM943-204 3-ply 1/8"	Ivory/Dark Brown LM922-228 2-ply 1/16"	Almond/Black LM922-854 2-ply 1/16"	Light Grey/Burgundy LM922-326 2-ply 1/16"
Light Grey/Marine Blue LM922-325 2-ply 1/16"	Light Grey/Black LM922-324 2-ply 1/16"	Smoke Grey/White LM922-312 2-ply 1/16"	Med. Brown/White LM922-822 2-ply 1/16"	Dark Brown/White LM922-842 2-ply 1/16"	Black/White LM912-402 2-ply 1/32" LM922-402 2-ply 1/16" LM942-402 2-ply 1/8" LM943-402 3-ply 1/8"
Gloss Black/White LM922-422 2-ply 1/16"	Black/Red LM922-406 2-ply 1/16"	Black/Yellow LM922-407 2-ply 1/16"	Black/Gold LM922-417 2-ply 1/16"	Gloss Black/Gold LM922-427 2-ply 1/16"	Black/Silver LM922-413 2-ply 1/16"

Celestial Blue/ Gold LM922-577 2-ply 1/16"	Harbor Grey/ White LM922-362 2-ply 1/16"	Port Wine/ Gold* LM922-677 2-ply 1/16"	Verde/ Gold* LM922-937 2-ply 1/16"	Cashew/ Taupe LM922-138 2-ply 1/16"	Cashew/ Black LM922-134 2-ply 1/16"
Cashew/ Dark Brown LM922-188 2-ply 1/16"	Cinnamon Stick/Ash LM922-022 2-ply 1/16"	Cinnamon Stick/White LM922-222 2-ply 1/16"	Kona/ Ash LM922-082 2-ply 1/16"	Kona/ White LM922-012 2-ply 1/16"	Rose Gold/ Black* LM922-684 2-ply 1/16"
Deep Bronze/ Black* LM922-884 2-ply 1/16"	Br. Copper/ Black* LM922-894 2-ply 1/16"	Brushed Bronze/Black* LM922-874 2-ply 1/16"	Brushed Gold/ Black* LM912-734 2-ply 1/32" LM922-734 2-ply 1/16" LM942-734 2-ply 1/8"	European Gold/Black* LM912-754 2-ply 1/32" LM922-754 2-ply 1/16" LM942-754 2-ply 1/8"	Smooth Gold/ Black* LM912-714 2-ply 1/32" LM922-714 2-ply 1/16" LM942-714 2-ply 1/8"
Br. Aluminum/ Black* LM912-354 2-ply 1/32" LM922-354 2-ply 1/16" LM942-354 2-ply 1/8"	Brushed Silver/Black* LM912-334 2-ply 1/32" LM922-334 2-ply 1/16" LM942-334 2-ply 1/8"	Smooth Silver/ Black* LM912-344 2-ply 1/32" LM922-344 2-ply 1/16" LM942-344 2-ply 1/8"	Brushed Bronze/White* LM922-872 2-ply 1/16"	Brushed New Bronze/White LM122-872 2-ply 1/16"	Brushed New Bronze/Black LM122-874 2-ply 1/16"
Brushed Pewter/Black LM122-374 2-ply 1/16"	Brushed Sterling/White LM122-392 2-ply 1/16"	Brushed Sterling/Black LM122-394 2-ply 1/16"	Brushed Charcoal/White LM122-432 2-ply 1/16"	Brushed Charcoal/Black LM122-434 2-ply 1/16"	Brushed Pewter/White LM122-372 2-ply 1/16"

Material: Microsurfaced impact acrylic

Sheet Size: 24-1/8" x 48-3/4" // 613mm x 1238mm

Finish: Matte non-glare
Brushed metal
Patterned
Gloss ■

Port Wine & Harbor Grey*:

23-1/2" x 49" // 597mm x 1245mm

Kona/Ash & Kona/White*:

23-5/8" x 49" // 600mm x 1245mm

Engraving Depth: .003" // 0.08mm

*LaserMax® metals are available with NoMark® Plus finish by adding "0+" to the end of the item code.

*Some LaserMax® foils are not recommended for applications in which UV stability is a requirement.

◆ Not recommended for harsh or high humidity indoor or outdoor applications.

LASERMAX® TRI-LAYER NEW



Three layers to double your productivity! Our tri-layered laserable plastic sheet helps increase fabrication speed by eliminating secondary processes such as paint filling and vinyl application. Perfect for interior or exterior hospital and safety signage, industrial tagging, equipment marking and more.

Green/Black/ White TL923-942 3-ply 1/16"	White/Blue/ Black TL923-254 3-ply 1/16"	White/Red/ Black TL923-264 3-ply 1/16"	White/Yellow/ Black TL923-274 3-ply 1/16"	Yellow/Red/ Black TL923-764 3-ply 1/16"
--	---	--	---	---

Material: Microsurfaced Impact Acrylic

Sheet Size: 24-1/8" x 48-3/4" // 613mm x 1238mm

Finish: Matte non-glare

Engraving Depth: .003" // 0.08mm
.008" // 0.20mm

METALGRAPH PLUS



Plastic sheet that looks like real metal and is guaranteed to perform outdoors. Metalgraph Plus has an integrated hard coat and sub-surface brush finish that's fingerprint and moisture-resistant. Great for signage, personal identification, trophies, awards, and more.

Br. Stainless Steel/Black	Br. Copper Penny/Black	Br. Antique Gold/Black	Br. Bright Nickel/Black	Br. Stainless Steel/Red	Br. Stainless Steel/Blue
MP912-314 2-ply 1/32" MP922-314 2-ply 1/16" MP942-314 2-ply 1/8"	MP912-864 2-ply 1/32" MP922-864 2-ply 1/16" MP942-864 2-ply 1/8"	MP912-764 2-ply 1/32" MP922-764 2-ply 1/16" MP942-764 2-ply 1/8"	MP912-364 2-ply 1/32" MP922-364 2-ply 1/16" MP942-364 2-ply 1/8"	MP912-316 2-ply 1/32" MP922-316 2-ply 1/16" MP942-316 2-ply 1/8"	MP912-315 2-ply 1/32" MP922-315 2-ply 1/16" MP942-315 2-ply 1/8"
Br. Antique Gold/Red	Br. Antique Gold/Blue	Br. Antique Gold/Gold	Br. Stainless Steel/Silver	Textured Copper/Black	Textured Gold/Black
MP912-766 2-ply 1/32" MP922-766 2-ply 1/16" MP942-766 2-ply 1/8"	MP912-765 2-ply 1/32" MP922-765 2-ply 1/16" MP942-765 2-ply 1/8"	MP922-767 2-ply 1/16" MP942-767 2-ply 1/8"	MP922-313 2-ply 1/16" MP942-313 2-ply 1/8"	MP822-864 2-ply 1/16"	MP822-764 2-ply 1/16"
Textured Gold/Gold	Textured Nickel/Black	Textured Stainless Steel/Silver	Material: Microsurfaced impact acrylic		
MP822-767 2-ply 1/16"	MP822-364 2-ply 1/16"	MP822-313 2-ply 1/16"	Finish: Brushed metal, Textured		
			Sheet Size: 24-1/8" x 48-3/4" // 613mm x 1238mm		
			Engraving Depth: .003" // 0.08mm		

TEXTURES



Tough and durable with a textured surface that's fingerprint, grease, and dirt-resistant. Textures is simply the best laser engravable plastic sheet product for interior and exterior high traffic sign making projects.

Pimento/White	Ruby/White	Red Clay/White	Tangerine/White	Acid Yellow/Black	Acid Yellow/Dark Brown
822-642 2-ply 1/16" 842-642 2-ply 1/8"	822-622 2-ply 1/16"	822-662 2-ply 1/16"	822-652 2-ply 1/16"	822-774 2-ply 1/16"	822-778 2-ply 1/16"
Jungle Green/White	Aquamarine/White	Teal/White	Royal Blue/White	Sapphire/White	Bermuda Tan/Dark Brown
822-962 2-ply 1/16"	822-522 2-ply 1/16"	822-992 2-ply 1/16"	822-592 2-ply 1/16" 842-592 2-ply 1/8"	822-503 2-ply 1/16"	822-258 2-ply 1/16"
Desert Sand/Black	Coffee Bean/White	White/Red	Winter White/Blue	Winter White/Black	Ash Grey/White
822-854 2-ply 1/16"	822-892 2-ply 1/16"	822-246 2-ply 1/16"	822-205 2-ply 1/16"	822-244 2-ply 1/16" 842-244 2-ply 1/8"	822-302 2-ply 1/16"
Ash Grey/Black	Coal Black/White	Material: Co-extruded impact acrylic		Sheet Size: 24-1/8" x 48-3/4" // 613mm x 1238mm	
822-374 2-ply 1/16"	822-422 2-ply 1/16" 842-422 2-ply 1/8"	Finish: Textured		Engraving Depth: .007" // 0.18mm	
		Acid Yellow, Pimento, Red Clay & Aquamarine: .010" // 0.25mm			

THE NATURALS

NEW



Add a touch of nature to your projects with The Naturals by Rowmark. The Naturals feature authentic, nature-inspired textured patterns like leather, wood and real stone. This product is a perfect fit for craft and artistry projects, contemporary signage, name badges and name plates.

Mojave Black/ White	Mojave Black/ Black	Burnt Sienna/ Ash	Burnt Sienna/ Beige	Aspen Grey/ Light Grey	Aspen Grey/ Black
TN922-422 2-ply 1/16" TN942-422 2-ply 1/8"	TN922-424 2-ply 1/16" TN942-424 2-ply 1/8"	TN922-822 2-ply 1/16" TN942-822 2-ply 1/8"	TN922-828 2-ply 1/16" TN942-828 2-ply 1/8"	TN922-323 2-ply 1/16" TN942-323 2-ply 1/8"	TN922-324 2-ply 1/16" TN942-324 2-ply 1/8"
Black Galaxy/ White	Black Galaxy/ Black	Celestial Grey/ White	Celestial Grey/ Grey	Solarius Stone/ Parchment	Solarius Stone/ Black
TN922-412 2-ply 1/16" TN942-412 2-ply 1/8"	TN922-414 2-ply 1/16" TN942-414 2-ply 1/8"	TN922-312 2-ply 1/16" TN942-312 2-ply 1/8"	TN922-313 2-ply 1/16" TN942-313 2-ply 1/8"	TN922-818 2-ply 1/16" TN942-818 2-ply 1/8"	TN922-814 2-ply 1/16" TN942-814 2-ply 1/8"
Luna White/ White	Luna Pearl/ Black	Carbon Ash/ White	Carbon Ash/ Black	Barnwood Grey/White	Barnwood Grey/Charcoal
TN922-212 2-ply 1/16" TN942-212 2-ply 1/8"	TN922-214 2-ply 1/16" TN942-214 2-ply 1/8"	TN922-192 2-ply 1/16" TN942-192 2-ply 1/8"	TN922-194 2-ply 1/16" TN942-194 2-ply 1/8"	TN922-162 2-ply 1/16" TN942-162 2-ply 1/8"	TN922-168 2-ply 1/16" TN942-168 2-ply 1/8"
Natural Teak/ Ash	Natural Teak/ Brown	Brazilian Cherry/Ash	Brazilian Cherry/Copper	Beechwood/ Ivory	Beechwood/ Brown
TN922-172 2-ply 1/16" TN942-172 2-ply 1/8"	TN922-178 2-ply 1/16" TN942-178 2-ply 1/8"	TN922-022 2-ply 1/16" TN942-022 2-ply 1/8"	TN922-028 2-ply 1/16" TN942-028 2-ply 1/8"	TN922-134 2-ply 1/16" TN942-134 2-ply 1/8"	TN922-138 2-ply 1/16" TN942-138 2-ply 1/8"
Tobacco Leather/ White	Stone Grey Leather/ Black	Vanilla Leather/ Black	Midnight Leather/ White	Whitewash/ White	Whitewash/ Black
TN922-812 2-ply 1/16" TN942-812 2-ply 1/8"	TN922-304 2-ply 1/16" TN942-304 2-ply 1/8"	TN922-854 2-ply 1/16" TN942-854 2-ply 1/8"	TN922-402 2-ply 1/16" TN942-402 2-ply 1/8"	TN922-232 2-ply 1/16" TN942-232 2-ply 1/8"	TN922-234 2-ply 1/16" TN942-234 2-ply 1/8"

Material: Microsurfaced impact acrylic

Sheet Size: 24-1/8" x 48-3/4" // 613mm x 1238mm

Finish: Textured

Engraving Depth: .003" // 0.08mm

LASERGLOW®



LaserGlow® glow-in-the-dark plastic sheet is specially engineered to exceed the photo-luminescent standards set by many municipalities and organizations. As a laserable, non-radioactive flexible plastic substrate, it is the ideal choice for exit, emergency and way-finding signage.

UltraGlow	Glow with Adhesive	Glow ADA Compliant	Glow Reverse Engravable	Material: Modified impact acrylic
ULG321-911 2-ply 1/16" ULG341-911 2-ply 1/8"	LG302-911 1-ply .020"	LG311-911 1-ply 1/32" LG321-911 1-ply 1/16" LG341-911 1-ply 1/8"	LG322-911 2-ply .050"	Finish: Matte non-glare
				Sheet Size: 24-1/8" x 48-3/4" // 613mm x 1238mm
				Engraving Depth: .022" // 0.56mm (Reverse only)

DURMARK NEW



The ideal plastic sheet for the most demanding environment! DurMark has been engineered with a tough, chemical-resistant cap layer that can be easily laser or rotary engraved. Great for indoors or out and perfect for control panels, machine tags, and safety signage.

Black/ White	White/ Black	Red/ White	Blue/ White	Yellow/ Black	Pine Green/ White
DM922-402 2-ply 1/16" DM942-402 2-ply 1/8"	DM922-204 2-ply 1/16" DM942-204 2-ply 1/8"	DM922-602 2-ply 1/16" DM942-602 2-ply 1/8"	DM922-512 2-ply 1/16" DM942-512 2-ply 1/8"	DM922-704 2-ply 1/16" DM942-704 2-ply 1/8"	DM922-912 2-ply 1/16" DM942-912 2-ply 1/8"
White/ Red	White/ Blue	Material: Impact acrylic		Sheet Size: 24" x 48" // 610mm x 1219mm	
DM922-206 2-ply 1/16" DM942-206 2-ply 1/8"	DM922-205 2-ply 1/16" DM942-205 2-ply 1/8"	Finish: Matte non-glare		Engraving Depth: .005" // 0.13mm	

LASERMARK®



Perfect for interior laser engraving projects! LaserMark® engravable plastic is available in a wide selection of popular solid colors and wood finishes and is ideal for signs, name badges and name plates, plaques, and trophy applications.

Red/ White	Red/ Yellow	Yellow/ Black	Bright Green/ White	Pine Green/ White	Sapphire/ White
922-602 2-ply .052"	922-607 2-ply .052"	922-704 2-ply .052"	922-932 2-ply .052"	922-912 2-ply .052"	922-502 2-ply .052"
Blue/ White	Blue/ Yellow	Navy/ White	Ivory/ Brown	Med. Brown/ White	Dark Brown/ White
922-512 2-ply .052"	922-517 2-ply .052"	922-552 2-ply .052"	922-228 2-ply .052"	922-822 2-ply .052"	922-842 2-ply .052"
White/ Red	White/ Blue	White/ Black	Light Grey/ White	Grey/ White	Black/ White
922-206 2-ply .052"	922-205 2-ply .052"	922-204 2-ply .052"	922-322 2-ply .052"	922-312 2-ply .052"	922-402 2-ply .052"
Gloss Black/ White	Black/ Yellow	Black/ Gold	Gloss Black/ Gold	Port Wine/ Gold	Verde/ Gold
922-422 2-ply .052"	922-407 2-ply .052"	922-417 2-ply .052"	922-427 2-ply .052"	922-677 2-ply .052"	922-937 2-ply .052"
Celestial Blue/ Gold	Cherry/ White	Black Walnut/ White	Walnut/ White	English Walnut/White	Rose Gold/ Black
922-577 2-ply .052"	922-152 2-ply .052"	922-002 2-ply .052"	922-172 2-ply .052"	922-192 2-ply .052"	922-684 2-ply .052"



922-894 2-ply .052" 922-714 2-ply .052" 922-734 2-ply .052" 922-754 2-ply .052" 922-354 2-ply .052" 922-334 2-ply .052"



922-344 2-ply .052"

Material: Microsurfaced impact acrylic

Finish: Matte non-glare
Brushed metal
Patterned
Gloss ■

Sheet Size: 24-1/8" x 48-3/4" // 613mm x 1238mm

Port Wine: 23-1/2" x 49" // 597mm x 1245mm

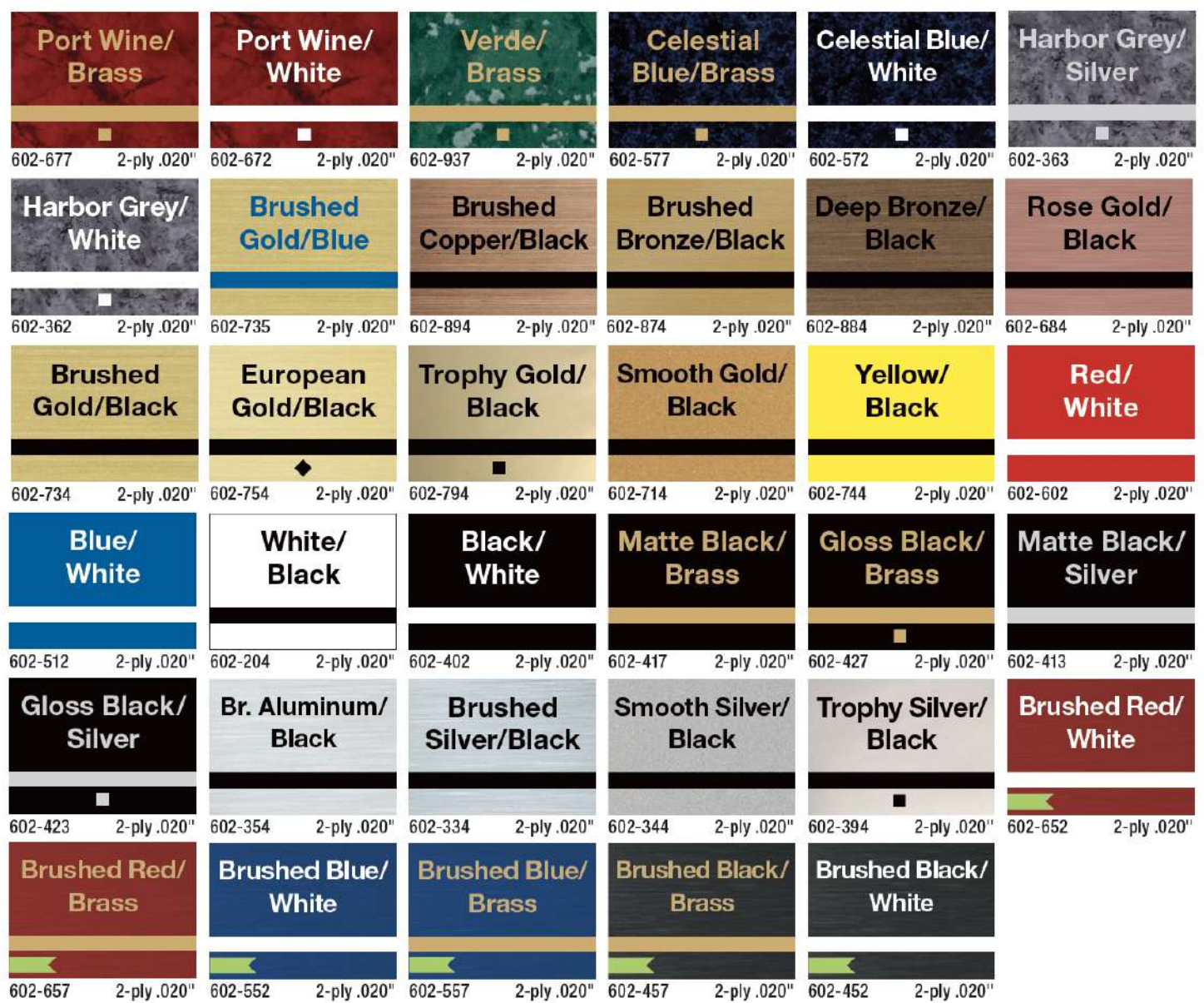
Engraving Depth: .003" // 0.08mm

◆ Not recommended for harsh or high humidity indoor or outdoor applications.

*LaserMark® metals are available with NoMark® Plus finish by adding "0+" to the end of the item code.

FLEXIBRASS® & FLEXICOLOR® NEW

Flexible, lightweight and tough... FlexiBrass® engravable plastic sheet combines the classic, crisp definition of real brass engraving with all the advantages of a laserable material. FlexiColor® engravable sheets feature the properties of FlexiBrass® in brilliant color combinations. Available with or without adhesive. Ideal for interior signage, trophies, awards and plaques.



Material: Microsurfaced impact acrylic

Sheet Size: 24-1/8" x 48-3/4" // 613mm x 1238mm

◆ Not recommended for harsh or high humidity indoor or outdoor applications.

Finish: Matte non-glare
Brushed metal
Patterned
Gloss ■

Port Wine & Harbor Grey:**
23-1/2" x 49" // 597mm x 1245mm

Engraving Depth: .003" // 0.08mm

Available with or without adhesive. To order with adhesive, add an "9" to the end of the six digit code.

ULTRAGRAVE® MATTE & SATIN



Designed to be the industry's most user-friendly plastic sheet featuring a durable matte and satin-grain finishes in trendy colors. Great for interior and exterior signs, awards, name badges and name plates and an outstanding choice for safety signs, electrical and industrial tags, and automotive labeling.

Red/ White	Red/ Black	Exotica/ White	Burgundy/ White	Burgundy/ Gold	Orange/ White
M: UG662-602 2-ply .010" M: UG602-602 2-ply .020" M: UG922-602 2-ply 1/16" S: UG122-602 2-ply 1/16"	M: UG922-604 2-ply 1/16" S: UG122-604 2-ply 1/16"	S: UG122-882 2-ply 1/16"	M: UG922-622 2-ply 1/16" S: UG122-622 2-ply 1/16"	M: UG922-627 2-ply 1/16"	M: UG922-612 2-ply 1/16" S: UG122-612 2-ply 1/16"

Orange/ Black	Yellow/ Black	Apple Green/ White	Pine Green/ White	Forest Green/ White	Forest Green/ Gold
M: UG922-614 2-ply 1/16" S: UG122-614 2-ply 1/16"	M: UG662-704 2-ply .010" M: UG602-704 2-ply .020" M: UG922-704 2-ply 1/16" S: UG122-704 2-ply 1/16"	M: UG602-932 2-ply .020" M: UG922-932 2-ply 1/16" S: UG122-932 2-ply 1/16"	M: UG922-912 2-ply 1/16" S: UG122-912 2-ply 1/16"	M: UG922-992 2-ply 1/16" S: UG122-992 2-ply 1/16"	M: UG922-997 2-ply 1/16"

Turbulent/ White	Blue/ White	Air Force Blue/White	Royal Blue/ White	Royal Blue/ Gold	Navy Blue/ White
M: UG922-942 2-ply 1/16"	M: UG662-512 2-ply .010" M: UG602-512 2-ply .020" M: UG922-512 2-ply 1/16" S: UG122-512 2-ply 1/16"	M: UG922-532 2-ply 1/16" S: UG122-532 2-ply 1/16"	M: UG922-592 2-ply 1/16" S: UG122-592 2-ply 1/16"	M: UG602-597 2-ply .020" M: UG922-597 2-ply 1/16"	M: UG922-552 2-ply 1/16" S: UG122-552 2-ply 1/16"

Navy Blue/ Gold	Taupe/ White	Almond/ Black	Craftsmen/ White	White/ Black	White/ Clear*
M: UG922-557 2-ply 1/16"	M: UG922-802 2-ply 1/16" S: UG122-802 2-ply 1/16"	M: UG922-854 2-ply 1/16"	M: UG922-832 2-ply 1/16" S: UG122-832 2-ply 1/16"	M: UG662-204 2-ply .010" M: UG602-204 2-ply .020" M: UG922-204 2-ply 1/16" S: UG122-204 2-ply 1/16"	M: UG602-201 2-ply .020" M: UG922-201 2-ply 1/16"

White/ Red	White/ Blue	Brown/ White	Chocolate Brown/White	Light Gray/ Black	Black/ White
M: UG922-206 2-ply 1/16" S: UG122-206 2-ply 1/16"	M: UG922-205 2-ply 1/16" S: UG122-205 2-ply 1/16"	M: UG922-822 2-ply 1/16" S: UG122-822 2-ply 1/16"	M: UG922-842 2-ply 1/16" S: UG122-842 2-ply 1/16"	M: UG922-304 2-ply 1/16"	M: UG662-402 2-ply .010" M: UG602-402 2-ply .020" M: UG922-402 2-ply 1/16" S: UG122-402 2-ply 1/16"

Black/ Clear*	Black/ Silver Gray	Matte Black/ Gold	Glossy Black/ Gold
M: UG602-401 2-ply .020" M: UG922-401 2-ply 1/16"	M: UG922-423 2-ply 1/16" S: UG122-423 2-ply 1/16"	M: UG922-417 2-ply 1/16"	M: UG602-427 2-ply .020"

M: Matte
S: Satin

Material: Microsurfaced impact acrylic

Sheet Size: 24-1/8" x 48-3/4" // 613mm x 1238mm

Finish: Matte non-glare
Satin grain
Gloss ■

Engraving Depth: .005" // 0.13mm

LASERGLOSS EXTERIOR

NEW



LaserGloss Exterior features a stunning, laser-friendly gloss finish that can stand up to the harshest elements. With a tough, exterior-rated gloss top layer designed for outdoor use, LaserGloss Exterior will keep it's finish year after year in virtually any application!



Material: Co-extruded impact acrylic

Sheet Size: 24-1/8" x 48-3/4" // 613mm x 1238mm

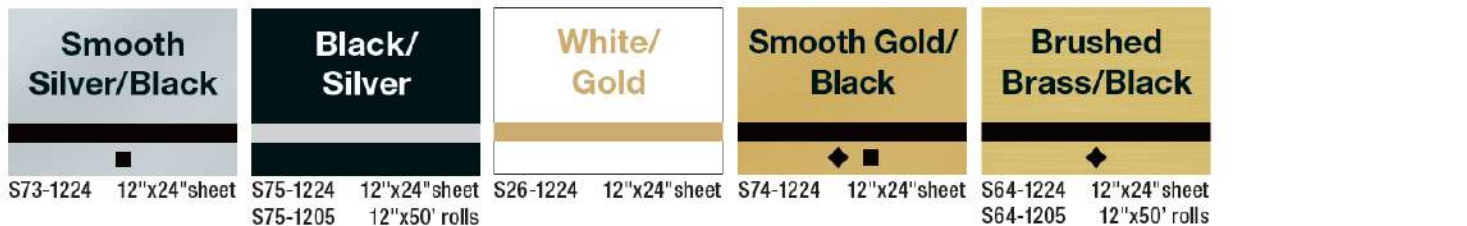
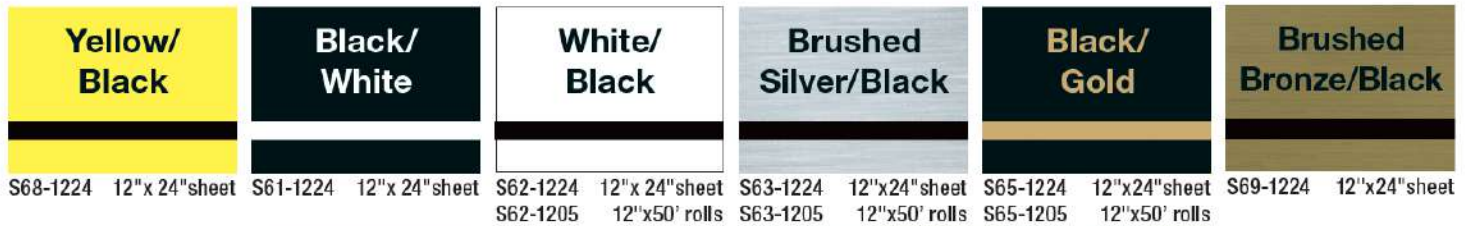
Finish: Gloss

Engraving Depth: .005" // 0.13mm

LASERLIGHTS



This ultra-thin plastic sheet is designed for laser engraving applications where flexibility and durability are required. Offering excellent exterior properties including resistance to water, solvents, abrasion, and extreme temperatures. This product line is ideal for signs, automotive labeling, electrical and industrial tags.



Material: Microsurfaced pre-adhesive plastic

Sheet Size: 12" x 24" // 305mm x 610mm (sheet)
12" x 50' // 305mm x 15.24m (roll)

Backed with a .001" (0.03mm) acrylic pressure sensitive adhesive

Finish: Brushed metal
Gloss ■

Engraving Depth: .002" // 0.05mm


◆ Not recommended for harsh or high humidity indoor or outdoor applications.

Gauge: .004" // .10mm

LASERMAG



A laser-friendly flexible magnetic material used to create promotional magnets, repositionable nameplates, vehicle graphics, and more. Not recommended for use with a rotary engraver.



Material: Microsurfaced flexible magnetic material

Finish: Brushed metal
Gloss ■

Sheet Size: 12" x 24" // 305mm x 610mm

Engraving Depth: .004" // 0.10mm

◆ Not recommended for harsh or high humidity indoor or outdoor applications.

LUCENT



Lucent by Rowmark is a thin, flexible plastic sheet material that is perfect for creating custom stencils, notebook tabs, and other fun gifts. Lucent products feature fashion forward translucent hues to add a touch of color to your designs.

 Translucent Smoke LC342-025 1-ply .025"	 Translucent Green LC999-025 1-ply .025"	 Translucent Blue LC599-025 1-ply .025"	 Translucent Pink LC679-025 1-ply .025"	 Translucent Orange LC669-025 1-ply .025"	 Translucent Yellow LC729-025 1-ply .025"
 Translucent Clear LC101-025 1-ply .025"	<p>Material: Single-ply modified acrylic</p> <p>Finish: Matte non-glare</p> <p>Sheet Size: 24-1/8" x 48-3/4" // 613mm x 1238mm</p> <p>Masked on both sides for handling purposes. Rowmark branded masking is applied to the backside and a clear mask on matted surface side to protect the sheet during shipping and handling.</p>				

MESSAGE BOARD









Message Board products are lightweight, easy to fabricate plastic sheets that double as chalkboard or dry erase materials. Easily vector cut out shapes to create fun messages, interior and exterior signage projects or craft projects.

 Dry Erase Bright White DE421-204 1-ply 1/16" DE441-204 1-ply 1/8"	 Dry Erase Black DE421-401 1-ply 1/16" DE441-401 1-ply 1/8"	 Chalkboard Pine Green CB321-902 1-ply 1/16" CB341-902 1-ply 1/8"	 Chalkboard Bright White CB321-204 1-ply 1/16" CB341-204 1-ply 1/8"	 Chalkboard Black CB321-401 1-ply 1/16" CB341-401 1-ply 1/8"
<p>Material: Single-ply modified acrylic</p> <p>Finish: Chalkboard - Micro texture Dry Erase - High Gloss</p>		<p>Sheet Size: 24" x 48" +.1875" -.0" // 610mm x 1219mm</p>		

REFLEXIONS



Reverse engrave this stunning, easy-to-fabricate metallic surface resembling the look of glass or mirror. Reflexions is perfect to bring light and simple elegance to your craft and artistry projects, signage and more.

 Silver Mirror RM942-340 2-ply 1/8"	 Ice Silver Mirror RM942-341 2-ply 1/8"	 Platinum Mirror RM942-351 2-ply 1/8"	 Carbon Mirror RM942-300 2-ply 1/8"	 Bronze Mirror RM942-870 2-ply 1/8"	 Gold Mirror RM942-730 2-ply 1/8"
<p>Material: Cell cast acrylic (PMMA)</p> <p>Finish: Frosted matte non-glare (1 side) Mirrored (1 side) Gloss ■</p>		<p>Sheet Size: 24-1/8" x 48-3/4" // 613mm x 1238mm</p> <p>Engraving Depth: .003" // 0.08mm</p>			<p>Cast acrylics have thickness variations that may present difficulties in applications where thickness tolerance is important (i.e. fitting into extrusions, thermoforming applications where walls must maintain uniform thickness and assembly of complex structures). Check gauge when non-contact engraving takes place, and to periodically re-check focal lengths when laser engraving. Multiple passes may be required when lasering certain gauges.</p>

COLORHUES® & COLORHUES^{EFX}

NEW



ColorHues® single-ply cast acrylic sheet comes in brilliant shades of translucent, opaque, and glitter hues with gloss or matte finish. Great for cut out letters and signs, providing the look of glass in a lightweight, scratch-resistant material, this product line is a go-to for craft and artistry projects to point-of-purchase displays.

 Topaz* Glitter	 Rose Quartz* Glitter	 Amethyst* Glitter	 Ruby* Glitter	 Quartz Crystal* Glitter Translucent	 Diamond* Glitter
GH341-754 1-ply 1/8"	GH341-684 1-ply 1/8"	GH341-661 1-ply 1/8"	GH341-601 1-ply 1/8"	GH341-100 1-ply 1/8"	GH341-304 1-ply 1/8"
 Amber* Glitter	 Tanzanite* Glitter	 Jade* Glitter	 Obsidian* Glitter	 Flamingo* Translucent	 Lemon Zest* Translucent
GH341-771 1-ply 1/8"	GH341-501 1-ply 1/8"	GH341-901 1-ply 1/8"	GH341-401 1-ply 1/8"	CH341-690 1-ply 1/8"	CH341-700 1-ply 1/8"
 Citron* Translucent	 Ice Blue* Translucent	 Glass Green* Translucent	 Clear* Translucent	 Clear Matte Translucent	 Poppy Translucent
CH341-720 1-ply 1/8"	CH341-500 1-ply 1/8"	CH341-900 1-ply 1/8"	CH341-100 1-ply 1/8" CH351-100 1-ply 1/4"	CH341-101 1-ply 1/8" CH351-101 1-ply 1/4"	CH341-601 1-ply 1/8"
 Passion Fruit Translucent	 Cherry Blossom Translucent	 Phantom Translucent	 Daffodil Translucent	 Citrus Translucent	 Kiwi Translucent
CH341-621 1-ply 1/8"	CH341-611 1-ply 1/8"	CH341-211 1-ply 1/8" CH351-211 1-ply 1/4"	CH341-721 1-ply 1/8"	CH341-701 1-ply 1/8"	CH341-931 1-ply 1/8"
 Caribbean Translucent	 Pacific Translucent	 Wedgewood Translucent	 Glacier Translucent	 Wisteria Translucent	 Smoke Translucent
CH341-921 1-ply 1/8"	CH341-551 1-ply 1/8"	CH341-541 1-ply 1/8"	CH341-521 1-ply 1/8"	CH341-581 1-ply 1/8"	CH341-441 1-ply 1/8"
 Scarlet Opaque	 Mango Opaque	 Citronella Opaque	 Cobalt Opaque	 Luxe Blue Opaque	 Storm Grey Opaque
CH341-631 1-ply 1/8"	CH341-651 1-ply 1/8"	CH341-791 1-ply 1/8"	CH341-501 1-ply 1/8" CH351-501 1-ply 1/4"	CH341-571 1-ply 1/8"	CH341-301 1-ply 1/8"
 Bisque Opaque	 White Opaque	 Black Opaque	 Black/ Flamingo EFX	 Black/ Lemon Zest EFX	 Black/ Citron EFX
CH341-831 1-ply 1/8"	CH341-201 1-ply 1/8" CH351-201 1-ply 1/4"	CH341-401 1-ply 1/8" CH351-401 1-ply 1/4"	CH342-496 2-ply 1/8"	CH342-407 2-ply 1/8"	CH342-427 2-ply 1/8"
 Black/ Poppy EFX	 Black/ Passion Fruit EFX	 Black/ Daffodil EFX	 Black/ Kiwi EFX	 Black/ Pacific EFX	
CH342-406 2-ply 1/8"	CH342-426 2-ply 1/8"	CH342-417 2-ply 1/8"	CH342-439 2-ply 1/8"	CH342-455 2-ply 1/8"	

Material: Cell cast acrylic (PMMA)

Sheet Size: 24-1/8" x 48-3/4" +0, -.125" //
613mm x 1238mm

Finish: Matte non-glare (1 side)
Gloss (1 side)
*Gloss both sides
Edge Glow ●

Engraving Depth: ColorHues N/A Single Ply
EFX .003" // 0.08mm

Gauge: 1/8" +/- 0.016" // 0.4mm
1/4" +/- .032" // 0.8mm

Cast acrylics have thickness variations that may present difficulties in applications where thickness tolerance is important (i.e. fitting into extrusions, thermoforming applications where walls must maintain uniform thickness and assembly of complex structures). Check gauge when non-contact engraving takes place, and periodically re-check focal lengths when laser engraving. Multiple passes may be required when lasering certain gauges.



ADA ALTERNATIVE



Substrate & Appliqué

This single-ply (mono) sheet has a wide variety of rich matte finish colors that are perfect for cut-out letters and shapes for signs and other projects. This line is designed specifically by Rowmark to comply with the Americans with Disabilities Act (ADA) Federal regulations for signage.



Red

311-601 1-ply 1/32"
321-601 1-ply 1/16"
341-601 1-ply 1/8"




Burgundy

311-602 1-ply 1/32"
321-602 1-ply 1/16"
341-602 1-ply 1/8"



Canyon

311-823 1-ply 1/32"
321-823 1-ply 1/16"
341-823 1-ply 1/8"



Orange

311-603 1-ply 1/32"
321-603 1-ply 1/16"
341-603 1-ply 1/8"



Yellow

311-701 1-ply 1/32"
321-701 1-ply 1/16"
341-701 1-ply 1/8"



Bright Green

311-901 1-ply 1/32"
321-901 1-ply 1/16"
341-901 1-ply 1/8"



Pine Green

311-902 1-ply 1/32"
321-902 1-ply 1/16"
341-902 1-ply 1/8"



Hunter Green

311-991 1-ply 1/32"
321-991 1-ply 1/16"
341-991 1-ply 1/8"



Black Forest Green

311-903 1-ply 1/32"
321-903 1-ply 1/16"
341-903 1-ply 1/8"



Bahama Blue

311-509 1-ply 1/32"
321-509 1-ply 1/16"
341-509 1-ply 1/8"



Blue

311-501 1-ply 1/32"
321-501 1-ply 1/16"
341-501 1-ply 1/8"
351-501 1-ply 1/4"



Sapphire

311-506 1-ply 1/32"
321-506 1-ply 1/16"
341-506 1-ply 1/8"



Light Blue

311-571 1-ply 1/32"
321-571 1-ply 1/16"
341-571 1-ply 1/8"




Coastal Blue

311-521 1-ply 1/32"
321-521 1-ply 1/16"
341-521 1-ply 1/8"



China Blue

311-302 1-ply 1/32"
321-302 1-ply 1/16"
341-302 1-ply 1/8"



Slate

311-321 1-ply 1/32"
321-321 1-ply 1/16"
341-321 1-ply 1/8"



Marine Blue

311-502 1-ply 1/32"
321-502 1-ply 1/16"
341-502 1-ply 1/8"



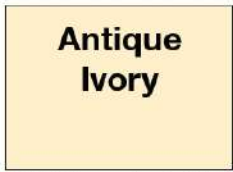
Air Force Blue

311-504 1-ply 1/32"
321-504 1-ply 1/16"
341-504 1-ply 1/8"



Ultra Violet

311-581 1-ply 1/32"
321-581 1-ply 1/16"
341-581 1-ply 1/8"



Antique Ivory

311-801 1-ply 1/32"
321-801 1-ply 1/16"
341-801 1-ply 1/8"



Sand

311-808 1-ply 1/32"
321-808 1-ply 1/16"
341-808 1-ply 1/8"



Ash

311-214 1-ply 1/32"
321-214 1-ply 1/16"
341-214 1-ply 1/8"



Parchment

311-811 1-ply 1/32"
321-811 1-ply 1/16"
341-811 1-ply 1/8"



Sandalwood

311-218 1-ply 1/32"
321-218 1-ply 1/16"
341-218 1-ply 1/8"



White

311-201 1-ply 1/32"
391-201 1-ply 1mm
321-201 1-ply 1/16"
341-201 1-ply 1/8"




Bright White

311-204 1-ply 1/32"
391-204 1-ply 1mm
321-204 1-ply 1/16"
341-204 1-ply 1/8"
351-204 1-ply 1/4"



Light Grey

311-305 1-ply 1/32"
321-305 1-ply 1/16"
341-305 1-ply 1/8"



Pearl Grey

311-306 1-ply 1/32"
321-306 1-ply 1/16"
341-306 1-ply 1/8"



Driftwood

311-595 1-ply 1/32"
321-595 1-ply 1/16"
341-595 1-ply 1/8"



Grey Flannel

311-331 1-ply 1/32"
321-331 1-ply 1/16"
341-331 1-ply 1/8"



Grey

311-301 1-ply 1/32"
321-301 1-ply 1/16"
341-301 1-ply 1/8"



Silver Grey

311-308 1-ply 1/32"
321-308 1-ply 1/16"
341-308 1-ply 1/8"



Charcoal Grey

311-307 1-ply 1/32"
321-307 1-ply 1/16"
341-307 1-ply 1/8"



Cinder

311-413 1-ply 1/32"
321-413 1-ply 1/16"
341-413 1-ply 1/8"



Beige

311-831 1-ply 1/32"
321-831 1-ply 1/16"
341-831 1-ply 1/8"



Desert Sand

311-851 1-ply 1/32"
321-851 1-ply 1/16"
341-851 1-ply 1/8"

ADA ALTERNATIVE

Substrate & Appliqué



Candlewick		Putty		Taupe		Medium Brown		Dark Brown		Black	
311-805	1-ply 1/32"	311-806	1-ply 1/32"	311-802	1-ply 1/32"	311-821	1-ply 1/32"	311-803	1-ply 1/32"	311-401	1-ply 1/32"
321-805	1-ply 1/16"	321-806	1-ply 1/16"	321-802	1-ply 1/16"	321-821	1-ply 1/16"	321-803	1-ply 1/16"	391-401	1-ply 1mm
341-805	1-ply 1/8"	341-806	1-ply 1/8"	341-802	1-ply 1/8"	341-821	1-ply 1/8"	341-803	1-ply 1/8"	321-401	1-ply 1/16"
										341-401	1-ply 1/8"
										351-401	1-ply 1/4"

Copper		Deep Bronze		Gold		Silver		Graphite		Clear	
311-891	1-ply 1/32"	311-871	1-ply 1/32"	311-771	1-ply 1/32"	311-304	1-ply 1/32"	311-398	1-ply 1/32"	311-101	1-ply 1/32"
321-891	1-ply 1/16"	321-871	1-ply 1/16"	321-771	1-ply 1/16"	321-304	1-ply 1/16"	321-398	1-ply 1/16"	322-101	1-ply 1/16"
341-891	1-ply 1/8"	341-871	1-ply 1/8"	341-771	1-ply 1/8"	341-304	1-ply 1/8"	341-398	1-ply 1/8"	342-101	1-ply 1/8"

Material: Single-ply modified acrylic

Sheet Size: 24-1/8" x 48-3/4" // 613mm x 1238mm

Finish: Matte non-glare

Cutting 1/32" Tactile Letters: 1/4" round & .020" tip at 20°- 25° angle

Available with or without adhesive. To order with adhesive, add an "8" to the end of the six digit code.

REVERSE LASERMARK®



Laser engrave this material from the backside and use any acrylic paint as a back fill, to create a perfect color match for signage or display projects. Reverse LaserMark® plastic sheets feature a clear smooth, non-glare matte finish over a layer of rich color that resists fingerprints. Great for interior and exterior signs, control panels and ADA signage.

Matte/ Red		Matte/ Burgundy		Matte/ Ribbon Pink		Matte/ Yellow		Matte/ Bright Green		Matte/ Blue	
922-601	2-ply 1/16"	922-621	2-ply 1/16"	922-661	2-ply 1/16"	922-701	2-ply 1/16"	922-931	2-ply 1/16"	922-511	2-ply 1/16"

Matte/ Navy Blue		Matte/ White		Matte/ Ivory		Matte/ Dark Brown		Matte/ Black		Matte/ Smooth Gold*	
922-551	2-ply 1/16"	922-201	2-ply 1/16"	922-221	2-ply 1/16"	922-841	2-ply 1/16"	922-401	2-ply 1/16"	922-711	2-ply 1/16"
										942-711	2-ply 1/8"

Gloss/ Smooth Gold*		Matte/Smooth Silver*		Gloss/Smooth Silver*		Matte/ Clear		Clear/ Clear	
922-710	2-ply 1/16"	922-341	2-ply 1/16"	922-340	2-ply 1/16"	311-101	1-ply 1/32"	411-100	1-ply 1/32"
942-710	2-ply 1/8"	942-341	2-ply 1/8"	942-340	2-ply 1/8"	322-101	1-ply 1/16"	422-100	1-ply 1/16"
						342-101	1-ply 1/8"	442-100	1-ply 1/8"

Material: Microsurfaced impact acrylic for reverse engraving

Sheet Size: 24-1/8" x 48-3/4" // 613mm x 1238mm

Finish: Matte non-glare

Engraving Depth: .003" // 0.08mm

Gloss ■

*Some LaserMark® Reverse foils are not recommended for applications in which UV stability is a requirement.

LASERMAX® REVERSE LIGHT BLOCKERS



This product line is perfect for applications that require images to be protected subsurface, allowing for a smooth top surface that can be easily cleaned. Offered in popular colors as well as brushed metallic finishes, ready to be reverse engraved and back filled with your choice of acrylic paint to meet custom needs. Great for interior and exterior signs, control panels and ADA signage.

Matte/ Smooth Silver LM922-341 2-ply 1/16"	Matte/ Black LM922-401 2-ply 1/16"	Matte/ Dark Brown LM922-841 2-ply 1/16"	Matte/ White LM922-201 2-ply 1/16"	Matte/ Grey LM922-301 2-ply 1/16"	Matte/ Sky Blue LM922-511 2-ply 1/16"
Matte/ Crimson LM922-601 2-ply 1/16"	Matte/ Canary LM922-701 2-ply 1/16"	Matte/ Br. Aluminum LM922-351 2-ply 1/16"	Matte/ Br. Stainless Steel LM922-361 2-ply 1/16"	Matte/ Br. Deep Bronze LM922-881 2-ply 1/16"	Matte/ Br. Copper LM922-861 2-ply 1/16"
Matte/ Br. Antique Gold LM922-761 2-ply 1/16"	Material: Microsurfaced impact acrylic for reverse engraving Finish: Matte non-glare Gloss available upon request				
			Sheet Size: 24-1/8" x 48-3/4" // 613mm x 1238mm Engraving Depth: .003" // 0.08mm		

COLORCAST ACRYLICS



Your signage will really stand out with this thick cast acrylic sheet designed for reverse engraving applications. Offered in popular colors as well as gold and silver metallic finishes, this product is perfect for applications that require a smooth top surface that can be easily cleaned and sanitized. Great for interior and exterior signs.

Red CC342-600M 2-ply 1/8" CC342-600G 2-ply 1/8" CC352-600M 2-ply 1/4" CC352-600G 2-ply 1/4"	Blue CC342-500M 2-ply 1/8" CC342-500G 2-ply 1/8" CC352-500M 2-ply 1/4" CC352-500G 2-ply 1/4"	Navy Blue CC342-550M 2-ply 1/8" CC342-550G 2-ply 1/8" CC352-550M 2-ply 1/4" CC352-550G 2-ply 1/4"	Almond CC342-850M 2-ply 1/8" CC342-850G 2-ply 1/8" CC352-850M 2-ply 1/4" CC352-850G 2-ply 1/4"	White CC342-200M 2-ply 1/8" CC342-200G 2-ply 1/8" CC352-200M 2-ply 1/4" CC352-200G 2-ply 1/4"	Grey CC342-300M 2-ply 1/8" CC342-300G 2-ply 1/8" CC352-300M 2-ply 1/4" CC352-300G 2-ply 1/4"
Black CC342-400M 2-ply 1/8" CC342-400G 2-ply 1/8" CC352-400M 2-ply 1/4" CC352-400G 2-ply 1/4"	Gold CC342-710M 2-ply 1/8" CC342-710G 2-ply 1/8" CC352-710M 2-ply 1/4" CC352-710G 2-ply 1/4"	Silver CC342-330M 2-ply 1/8" CC342-330G 2-ply 1/8" CC352-330M 2-ply 1/4" CC352-330G 2-ply 1/4"	Clear CC342-100M 1-ply 1/8" CC342-100G 1-ply 1/8" CC352-100M 1-ply 1/4" CC352-100G 1-ply 1/4"	Material: Microsurfaced cell cast acrylic Finish: Matte non-glare (M) Gloss (G) Sheet Size: 24" x 48" +0, -125" // 610mm x 1219mm Engraving Depth: .003" // 0.08mm	

Cast acrylics have thickness variations that may present difficulties in applications where thickness tolerance is important i.e. fitting into extrusions, thermoforming applications where walls must maintain uniform thickness and assembly of complex structures. Check gauge when non-contact engraving takes place, and periodically re-check focal lengths when laser engraving. Multiple passes may be required when lasering certain gauges.

COLORSHOP WOODS®



A Rowmark exclusive, ColorShop® Woods engravable wood sheets feature a two-sided all-natural birch stained in vibrant colors for laser and rotary engraving and UV-LED printing. Save time and money with our prestained wood options ideal for craft, signage and point-of-purchase displays.

Blue Jay CW1212-125BLJ 1/8" CW1224-125BLJ 1/8"	Plum CW1212-125PLM 1/8" CW1224-125PLM 1/8"	Blush CW1212-125BLS 1/8" CW1224-125BLS 1/8"	Cardinal CW1212-125CAR 1/8" CW1224-125CAR 1/8"	Clementine CW1212-125CLM 1/8" CW1224-125CLM 1/8"	Sunflower CW1212-125SUN 1/8" CW1224-125SUN 1/8"
Sage CW1212-125SAG 1/8" CW1224-125SAG 1/8"	Merlot CW1212-125MER 1/8" CW1224-125MER 1/8"	Night Shade CW1212-125NTS 1/8" CW1224-125NTS 1/8"	Raven CW1212-125RAV 1/8" CW1224-125RAV 1/8"	Wheat CW1212-125WHE 1/8" CW1224-125WHE 1/8"	Denim CW1212-125DNG 1/8" CW1224-125DNG 1/8"
Moss CW1212-125MSG 1/8" CW1224-125MSG 1/8"	Goldenrod CW1212-125GRG 1/8" CW1224-125GRG 1/8"	Raisin CW1212-125RSG 1/8" CW1224-125RSG 1/8"	Cider CW1212-125CDG 1/8" CW1224-125CDG 1/8"	Mocha CW1212-125MOG 1/8" CW1224-125MOG 1/8"	Dovetail CW1212-125DTG 1/8" CW1224-125DTG 1/8"
Whitewash CW1212-125WWG 1/8" CW1224-125WWG 1/8"	Graphite CW1212-125GPG 1/8" CW1224-125GPG 1/8"	<p>Material: Hardwood layered veneers</p> <p>Finish: Satin Wood Finish Grain Wood Finish ▲</p> <p>Sheet Size: 12" x 12" +.0" -.125" // 305mm x 305mm 12" x 24" +.0" -.125" // 305mm x 610mm</p> <p>Engraving Depth: .005" // 0.13mm</p>			<p>This product is masked on both sides. As with any natural wood product, there may be slight color variations from sheet to sheet and lot to lot. Actual milled sheet size is 11-7/8" x 23-3/16" and 11-7/8" x 11-7/8" with a 1/16" tolerance.</p>

HARDWOOD COLLECTION



All-natural hardwood veneers laminated together to create a unique laserable wood sheet product. Hardwood Collection products offer an ultra smooth wood surface on both sides that's perfect for a wide range of craft, signage, and point-of-purchase displays.

Cherry RW1224-125CHE 1/8" RW1824-125CHE 1/8" RW1224-250CHE 1/4" RW1824-250CHE 1/4"	Maple RW1224-125MAP 1/8" RW1824-125MAP 1/8" RW1224-250MAP 1/4" RW1824-250MAP 1/4"	Red Oak RW1224-125OAK 1/8" RW1824-125OAK 1/8" RW1224-250OAK 1/4" RW1824-250OAK 1/4"	Walnut RW1224-125WAL 1/8" RW1824-125WAL 1/8" RW1224-250WAL 1/4" RW1824-250WAL 1/4"	Mahogany RW1224-125MAH 1/8" RW1824-125MAH 1/8" RW1224-250MAH 1/4" RW1824-250MAH 1/4"	Cedar RW1224-125CED 1/8" RW1824-125CED 1/8" RW1224-250CED 1/4" RW1824-250CED 1/4"	
Sassafras RW1224-125SAS 1/8" RW1824-125SAS 1/8" RW1224-250SAS 1/4" RW1824-250SAS 1/4"	Bamboo RW1224-125BAM 1/8" RW1824-125BAM 1/8" RW1224-250BAM 1/4" RW1824-250BAM 1/4"	Red Alder RW1224-125ALD 1/8" RW1824-125ALD 1/8" RW1224-250ALD 1/4" RW1824-250ALD 1/4"	<p>Material: Hardwood layered veneers</p> <p>Finish: Natural/Unfinished</p> <p>Sheet Size: 12" x 24" // 305mm x 610mm 18" x 24" // 457mm x 610mm</p> <p>Engraving Depth: N/A Single Ply</p>			<p>Cedar contains naturally occurring exposed knots and grain patterns that will vary from sheet to sheet.</p>



HOME OFFICE

PO Box 1605
5409 Hamlet Drive
Findlay, Ohio 45840-1605 USA
inquiries@rowmark.com

EUROPE OFFICE/WAREHOUSE

Schaarbeekstraat 44
9120 Beveren-Waas
Belgium
+32 (0)3 870 41 10
emea@rowmark.com

TECHNICAL SUPPORT

877.769.6275 // 419.425.8974
techhelp@rowmark.com

CUSTOM REQUESTS

800.243.3339 // 419.425.2407
customerservice@rowmark.com

LATIN AMERICA & TECHNICAL SUPPORT

+55 11 97530-6575 // latinamerica@rowmark.com

AUSTRALIA & TECHNICAL SUPPORT

Unit 10/167 Prospect Hwy,
Seven Hills NSW 2147
1300 023 370
sales@rowmark.com.au



Engage. Interact. Share.



877.rowmark / rowmark.com

Visit
rowmark.com

View and download our **Usage and Capabilities PDF**
online at www.rowmark.com/salestools/color-charts
to see how each Rowmark product can be used!



TERMS & CONDITIONS OF SALE

Rowmark's warranty is limited to replacement of product only, and such warranty does not extend to the costs of any repeat labor or incidental costs. **LIMITED WARRANTY, WARRANTY DISCLAIMERS AND LIMITATIONS OF REMEDIES AND LIABILITIES:** Except as set forth above, Seller makes **NO OTHER WARRANTIES** concerning the products whatsoever. SELLER DISCLAIMS AND EXCLUDES ALL OTHER EXPRESS WARRANTIES AND ALL IMPLIED WARRANTIES, INCLUDING WITHOUT LIMITATION THE IMPLIED WARRANTIES OF MERCHANTABILITY AND FITNESS FOR A PARTICULAR PURPOSE concerning the products. In no event will Sellers' liability exceed the paid purchase price of the products. Seller's obligations described in this paragraph shall be Buyer's sole and exclusive remedy against Seller and Seller's Distributors for any liability with respect to the products whether any claim for recovery is based upon or arises out of theories of contract, negligence, tort (including strict liability) or otherwise. Buyer agrees that **NO OTHER REMEDY SHALL BE AVAILABLE** to Buyer and that **IN NO EVENT SHALL SELLER BE LIABLE FOR ANY INCIDENTAL OR CONSEQUENTIAL DAMAGES**, including without limitation loss of income, loss of time, loss of sales, cost of replacement items, or claims asserted by Buyer's customers. A suit based on any cause of action must be commenced within one year from the date of delivery of product.



401009