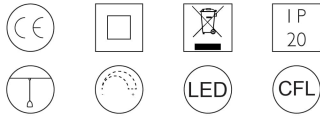


# MOMO I/S

elementary

## MOMO SUSPENSION

E 27 MAX. 24 W

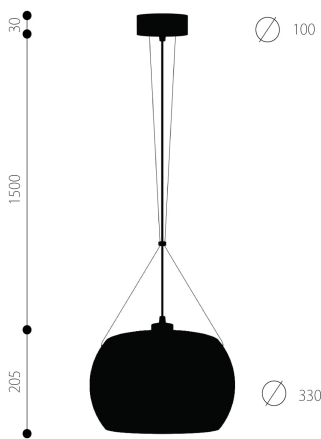


## RECOMMENDED LIGHT SOURCES

for more information see the "recommended light sources" pdf file  
for more information about energy labels for light sources go to the "energy labels" pdf file

## TYPE OF FITTING

MOMO I/S Elementary



## AVAILABLE FINISH OPTIONS

### HARDWARE FINISH

#### MATTE




white black

#### METAL LEAVES



copper leaves gold leaves silver leaves

#### POWER CORD



### SHADE FINISH

#### GLOSSY



opal glossy / opal black glossy / opal

#### MATTE



opal matte / opal black matte / opal ecru matte / opal

#### METAL LEAVES



silver leaves / opal gold leaves / opal copper leaves / opal

#### GLOSSY COLOURS



yellow glossy / opal green glossy / opal blue glossy / opal orange glossy / opal fuchsia glossy / opal

#### GLOSSY / METAL LEAVES



opal glossy / silver leaves opal glossy / gold leaves opal glossy / copper leaves black glossy / silver leaves black glossy / gold leaves black glossy / copper leaves

#### MATTE / METAL LEAVES



opal matte / silver leaves opal matte / gold leaves opal matte / copper leaves black matte / silver leaves black matte / gold leaves black matte / copper leaves

NOTE:  
1. Manufacturer reserves the right to discontinue, or change at any time, specifications or designs without our incurring any obligation or liability.  
2. All accessories available upon request.

