
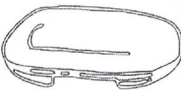
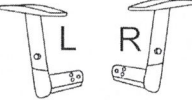

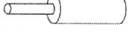


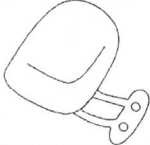








Instruction Manual

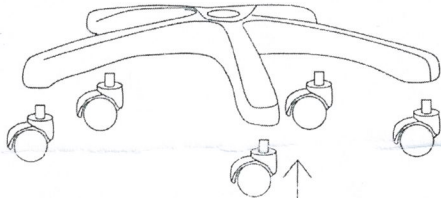
D45

parts list

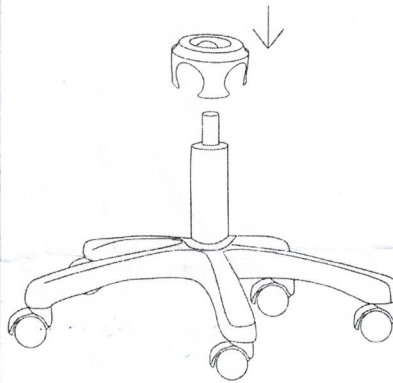
A BACK 1PC 	B SEAT 1PC 	C ARMREST 2PCS 	D LEG 1PC 	E GASLIFT 1PC 	F WHEELS 5PCS 	TOOL  Allen key
G HEADREST 1PC 	H MECHANISM 1PC 	I LEG COVER 1PC 	J SCREW  SHORT 4 PCS	K SCREW  LONG 6 PCS +1PC	L SCREW  BIG 3PCS +1PC	N  MIDDLE 2PCS

Installation steps

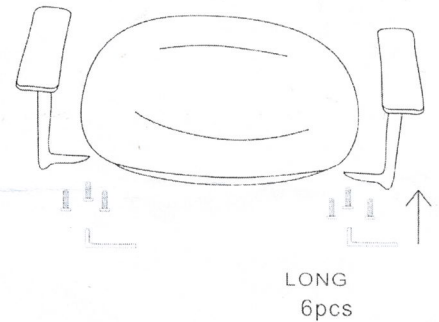
1 Pressing the wheels into the leg.



2 Put the leg cover and gaslift.



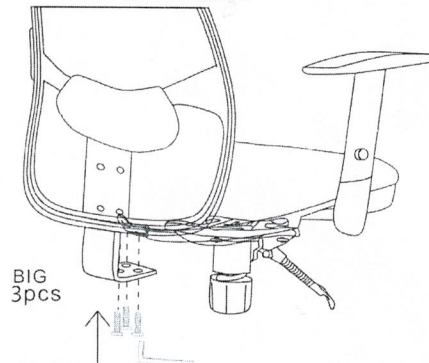
3 Use 6pcs LONG screw connect armrests to the seat.



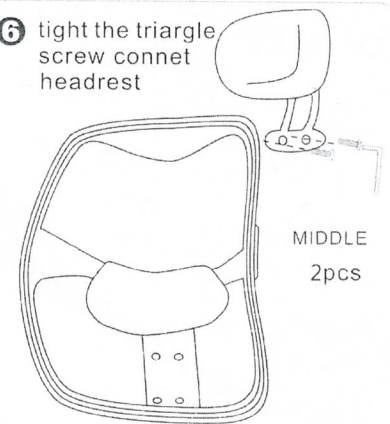
4 Use 4pcs short screw install the mechanism on the seat.



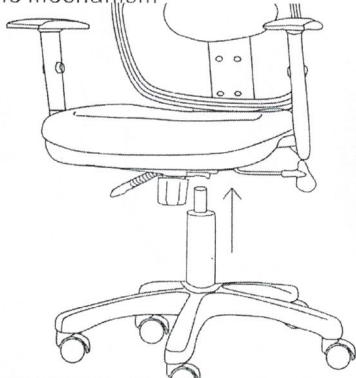
5 Use 3pcs big screw connect back to the seat.



6 tight the triangle screw connect headrest



7 Connect the seat and gaslift. put gaslift into the mechanism hole.



8 finish

