

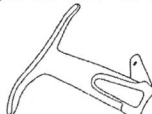

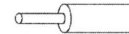


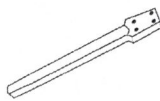
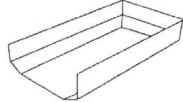
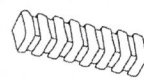




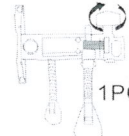


Instruction Manual

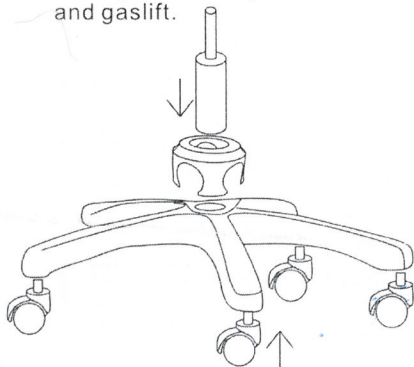
D07

parts list

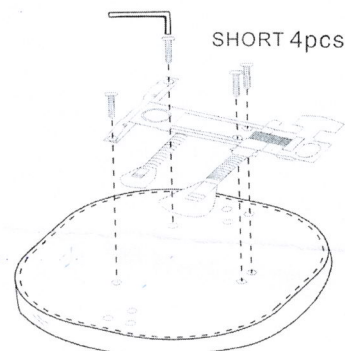
A BACK 1PC 	B SEAT 1PC 	C ARMREST 2PCS 	D LEG 1PC 	E GASLIFT 1PC 	F WHEELS 5PCS 	TOOL  ⊙ Allen key
G BACKS TAYS 1PC 	H BACK CASING 1PC 	I CASING 1PC 	J SCREW a SHORT 4 PCS  b LONG 10PCS +1PC 	K HEADREST 1PC 	M LEGCOVER 1PC 	N MECHANISM 1PC 

Installation steps

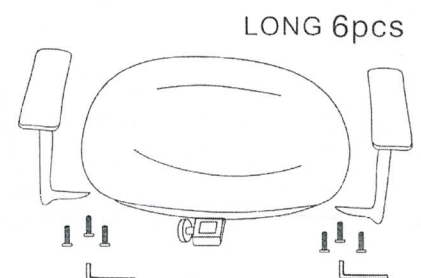
- 1** Pressing the wheels into the leg. put the leg cover and gaslift.



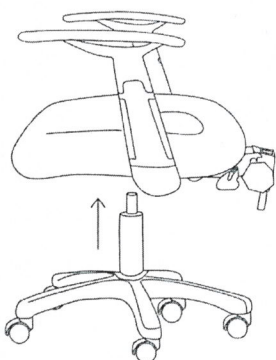
- 2** Use 4pcs short screw install the mechanism on the seat.



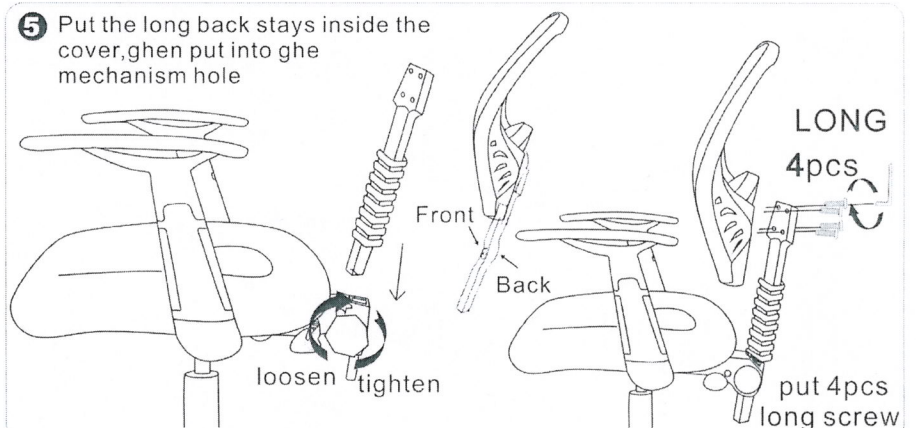
- 3** Use 6pcs long screw connect armrests to the seat.



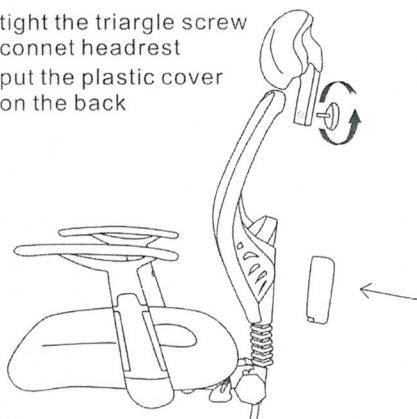
- 4** Connect the seat and gaslift. put gaslift into the mechanism hole.



- 5** Put the long back stays inside the cover, then put into the mechanism hole



- 6** Tighten the triangle screw connect headrest. put the plastic cover on the back



- 7** finish
adjust front and back,
redining control

