


LET'S COLOUR A 3D LETTER

1. GETTING STARTED



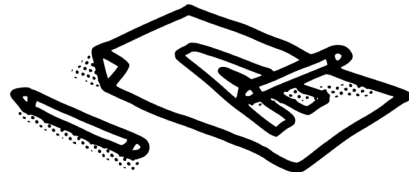
PRINT OFF YOUR CHOSEN LETTER

NO PRINTER?




USE A TABLET, MONITOR OR PHONE AS A LIGHTBOX TO TRACE ONTO PAPER

2. CHOOSE YOUR METHOD



COLOUR STRAIGHT ONTO THE SHEET




COVER THE BACK OF THE PAPER WITH PENCIL OR CHALK AND TRACE ONTO ANOTHER SURFACE

3. CHOOSE YOUR TOOLS



PAINTS

OR



CRAYONS

OR



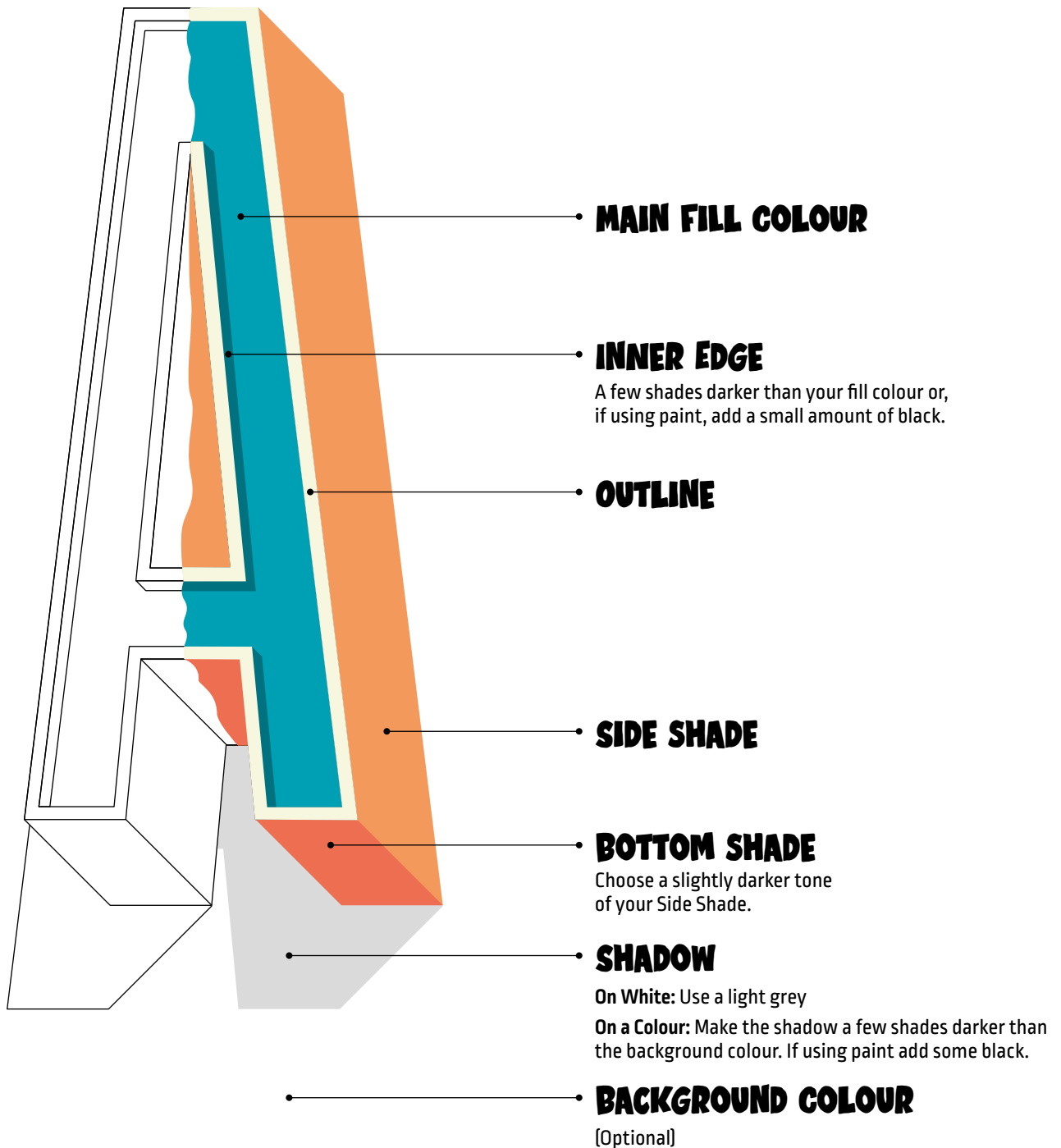
PENS

I would love to see what you create with this.
Feel free to tag me in your creation with: @ianbarnard

Find more resources at:

IANBARNARD.COM/FREE

HOW TO COLOUR YOUR LETTER



I would love to see what you create with this.
Feel free to tag me in your creation with: [@ianbarnard](https://www.instagram.com/ianbarnard)

Find more resources at:

[IANBARNARD.COM/FREE](https://ianbarnard.com/free)

HOW EACH LETTER IS SHADED





I would love to see what you create with this.
Feel free to tag me in your creation with: [@ianbarnard](https://twitter.com/ianbarnard)

Find more resources at:

[IANBARNARD.COM/FREE](https://ianbarnard.com/free)

COLOUR PALETTE INSPIRATION



...OR CHOOSE YOUR OWN

I would love to see what you create with this.
Feel free to tag me in your creation with: [@ianbarnard](https://www.instagram.com/ianbarnard)

Find more resources at:

[IANBARNARD.COM/FREE](https://ianbarnard.com/free)

