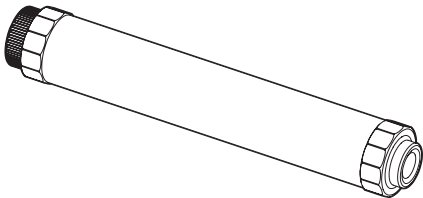


LIGHTSTICK WATERPROOF LED LAMP AND POWER BANK

User Manual

—Please read carefully before using—



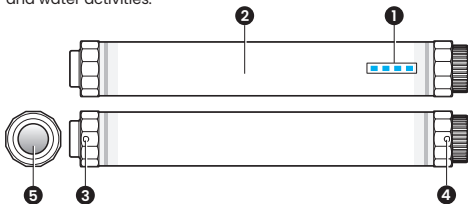
1 GENERAL

Thank you for purchasing this SUNJACK® product. Before operating, please read these instructions carefully. This instruction manual contains information for safe use and maintenance of the product. Before using this device, the user should be familiar with its operating requirements and limitations.

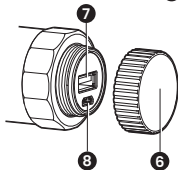
Please keep this instruction manual in a safe place for future reference. The manufacturer does not accept responsibility for any damages due to not following these instructions.

2 PRODUCT OVERVIEW

The Lightstick is IP68 waterproof, rechargeable with a power bank function, and has multiple light and brightness settings. It is ideal for hiking, camping, fishing and many more outdoor and water activities.



- 1) Power & Charging indicator lights
- 2) Case
- 3) 4) Hanging lanyard hole
- 5) "Glow in the dark" waterproof button
- 6) Waterproof cap
- 7) USB-A port (output only)
- 8) USB-C (input only)



3 SPECIFICATIONS

Name : LightStick

Model : SJ-Q7

Input : USB-C 5V 2A

Output : USB-A 5V 2.1A

Wattage : 3.5W(MAX)

Brightness : 350lm(MAX)

Size : ~262 x 36mm (10.3" x 1.4")

Weight : 210g (0.46lbs)

Battery : 3.7V 5200mAh

Color temperature : 5500K or 3000K

Charging time : ~4 hours (with 5V,2A Adapter)

Applications : Indoor/Outdoor/Underwater

Operating temperature : 0~40°C (32~104°F)

Storage temperature : -10~50°C (14~122°F)

4 WHAT IS IN THE BOX

Make sure you have all the following items included in the package. If any item is damaged or missing, contact us.

- Lightstick
- USB cable
- Lanyard
- User Manual

5 OPERATION

- 1) Pressing the button will adjust the light's brightness from low, medium and high. The 4th mode is flashing mode.
- 2) Pressing the button longer than 2 seconds at any stage will turn off the light.

- 3) This product has a power bank function at any stage. To protect the lightstick's power supply, the light will automatically change to the lowest light setting when charging another electronic device.

Brightness Details

Mode	Brightness level
Low	8%
Medium	50%
High	100%
Flash	50%

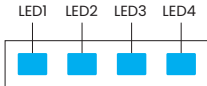
Charging Indicators

- 1) The blue indicator flashes when the unit is charging.
- 2) The blue indicator stops flashing after full charge.

Low Power Prompt

The unit is in need a charging when the first blue indicator is flashing.

Power Display



Blue indicator	Power
1st on	0%~25%
1st and 2nd on	25%~50%
1st, 2nd and 3rd on	50%~75%
4pcs indicators are all on	75%~100%

Battery Life

- 1) The battery life is between 5 and 72 hours depending on mode.
- 2) Power bank charging time depends on the current draw of the electronic device connected

Charging Time

This unit will take 4 hours to charge if using a 5V, 2A adapter and 6 hours to charge if using a 5V 1A adapter.

General Maintenance

Use a soft, dry cloth to wipe the surface. Do not use liquids or solvents as this may damage the surface.

6 WARRANTY STATEMENT

SunJack warrants to the original consumer purchaser that this SunJack product will be free from defects in workmanship and material under normal consumer use during the applicable warranty period set forth below in Paragraph 2 ("WARRANTY PERIOD"), subject to the exclusions set forth below in Paragraph 5 ("EXCLUSIONS"). This warranty statement sets forth SunJack's total and exclusive warranty obligation. We will not assume, nor authorize any person to assume for us, any other liability in connection with the sales of our products.

Warranty Period:

The warranty period for SunJack battery cells (whether purchased on a stand-alone basis or as part of another product) is one (1) year. The warranty period for all other SunJack products and components is one (1) year. In each case, the warranty period is measured starting on the date of purchase by the original consumer purchaser. The sales receipt from the first consumer purchase, or other reasonable documentary proof, is required in order to establish the start date of the warranty period.

Remedy

SunJack will repair, replace or issue a refund for (at SunJack's option and expense) any SunJack product that fails to operate during the applicable warranty period due to a defect in workmanship or material.

LIMITED TO ORIGINAL CONSUMER BUYER

The warranty on SunJack's products is limited to the original consumer purchaser and is not transferable to any subsequent owner.

Exclusions

SunJack's warranty does not apply to (i) any product that is misused, abused, modified, damaged by accident, or used for anything other than normal consumer use as authorized in SunJack's then-current product literature, or (ii) any product purchased through an online auction house or un-authorized retailer. SunJack's warranty does not apply to any battery cell or product containing a battery cell unless the battery cell is fully charged by you within seven (7) days after you purchase the product and at least once every 6 months thereafter.

How To Receive Service

To obtain warranty service, you must contact our customer service team via our online Contact Us form. If our customer service team determines that further assistance is required, they will give you a Return Material Authorization ("RMA") number. You must properly package the product, clearly marking the RMA number on the package and including proof of your purchase date with the product. Customer Service will provide return instructions, including return address. We will process your return and send your repaired or replacement product to you at our expense for product being shipped to locations in North America.

Implied Warranties

THE LIMITED WARRANTY STATED HEREIN IS IN LIEU OF ALL OTHER EXPRESS WARRANTIES. IN NO EVENT SHALL ANY IMPLIED WARRANTIES, INCLUDING BUT NOT LIMITED TO ANY WARRANTIES OF MERCHANTABILITY, FITNESS FOR A PARTICULAR PURPOSE OR

NON-INFRINGEMENT, EXTEND BEYOND THE APPLICABLE WARRANTY PERIOD IDENTIFIED IN PARAGRAPH 2, ABOVE.

Exclusive Remedy; Limitation Of Liability

The foregoing provisions state SUNJACK's entire liability, and your exclusive remedy, for any breach of warranty, express or implied. IN NO EVENT WILL SUNJACK BE LIABLE FOR ANY CONSEQUENTIAL OR INCIDENTAL DAMAGES ARISING FROM ANY USE OR MALFUNCTION OF ANY SUNJACK PRODUCT, OR FROM ANY BREACH OF WARRANTY, INCLUDING DAMAGE TO OTHER DEVICES. IN NO EVENT WILL SUNJACK's LIABILITY FOR ANY CLAIM, WHETHER IN CONTRACT, WARRANTY, TORT (INCLUDING NEGLIGENCE AND STRICT LIABILITY) OR UNDER ANY OTHER THEORY OF LIABILITY, EXCEED THE AMOUNT PAID BY YOU FOR THE SUNJACK PRODUCT.

Some states or provinces do not allow the exclusion or limitation of incidental or consequential damages, so the above limitation or exclusion may not apply to you.

7 SAFETY INFORMATION

When using this product, basic precautions should always be followed, including the following:

- 1) Store product in a cool and dry place. Do not store the product in hot or humid environments.
- 2) Use only the accessories provided with the device or recommended by the manufacturer.
- 3) Operating temperature should be between 32°F to 104°F / 0°C to 40°C
- 4) Do not disassemble the product. Incorrect reassembly may result in a risk of fire or injury to persons.
- 5) Charge and discharge at least once every three months.
- 6) When charging a device, the product may feel warm - this is a normal operating condition and should not be cause for concern.
- 7) In normal conditions, the battery performance will decline over several years.
- 8) Do not dispose of the product in heat or fire.

- 9) Do not clean the product with harmful chemicals or detergents.
- 10) Misuse, dropping, or excessive force may cause product damage.



In the following situations, immediately cut off the power supply and seek help from a technician

- Any liquid, including rain or water, spills into the product that will damage electronic components.
- Products gives off gas or have an unusual flickering.
- The cable is damaged and one can see the bare wire.
- The shell is broken.



This product contains lithium ion batteries. Dispose of at your local recycle center.

©2023. Proudly designed and engineered in California, USA
www.SunJack.com / hello@sunjack.com

