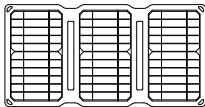


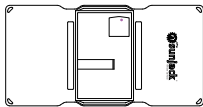
# 25W FOLDABLE SOLAR CHARGER

## User Manual

--Please read carefully before using



Front View (unfolded)



Back View (unfolded)

- Suitable for all electronic devices:



Tablet



Mobile



Power Bank



PSP

- Tablets, Smartphones, Power Banks, etc.
- All Phones (iPhone, Samsung, Pixel, etc)
- MP3 MP4 electronic devices
- Digital photo frames, mini speakers
- PSP, Switch, GBA game machines
- Handheld GPS navigation systems

# 1 GENERAL

Thank you for purchasing this SUNJACK® product. Before operating, please read these instructions carefully. This instruction manual contains information for safe use and maintenance of the product. Before using a solar photovoltaic system (including cable, power station or other electric equipment), the user should be familiar with the mechanical and electrical requirements for photovoltaics systems.

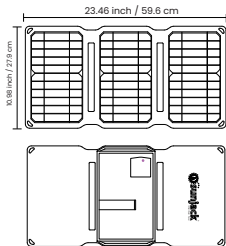
**Please keep this instruction manual in a safe place of future reference.** The manufacturer does not accept responsibility for any damages due to not following these instructions.

# 2 PRODUCT OVERVIEW

## 25W FOLDABLE SOLAR CHARGER

SUNJACK solar panel are made of monocrystalline solar cells in series with high efficiency, high transmission rate, and anti-aging EVA. They are designed for easy use, extended longevity and portable operation.

### *Unfolded View of the 25W Foldable Solar Charger*



# 3 SPECIFICATIONS

Solar Capacity : 25 Watts

Solar Cell Type : Monocrystalline

Outer Construction : ETFE

Dimensions (Closed) : 198 x 279 x 18mm

Dimensions (Open) : 596 x 279 x 3mm

Net Weight : 1.7 lbs (0.76 kg)

Output Port 1 : USB-C (5V/3A)

Output Port 2 : USB-A (5V/3A)

Rated Peak Power ( $P_{max}$  |W) : 25 Watts

Open Circuit Voltage ( $V_{oc}$  |V) : 7.9 V

Short Circuit Current ( $I_{sc}$  |A) : 3.2 A

Maximum Power Voltage ( $V_{mp}$  |A) : 6.6 V

Maximum Power Current ( $I_{mp}$  |A) : 3 A

Module Efficiency (%) : 24%

Operating Temperature ( $^{\circ}$ F/ $^{\circ}$ C) :  $-4^{\circ}$ F to  $149^{\circ}$ F ( $-20^{\circ}$ C to  $65^{\circ}$ C)

Standard Test Conditions :  $1000W/m^2$ ,  $25^{\circ}$ C, AM1.5

## 4 WHAT IS IN THE BOX

Make sure you have all the following items included in the package. If any item is damaged or missing, contact us.


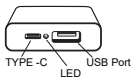
- 1 x 25 Watt SunJack Solar Panel Charger
- 2 x Carabiners
- QuickStart Guide
- Energy Independence!

## 5 OPERATION

### Charging Electronic Devices

Unfold the solar panel under direct sunlight for 5 seconds. The red LED light will illuminate when solar energy is available to charge your device. Connect the solar charger to the electronic device using a power output cable. The charging signal will be shown on your electronic device, indicating it is receiving a charge.

Junction box



- ※ When the charger is connected as instructed above and your device does not receive a charge, try the following:
  - (1) pull out and reconnect the output cable, or
  - (2) adjust the angle of the charger so that the panels receive more direct sunlight.
- ※ The electronic device itself and the red LED light on the solar panel will indicate the device is charging.

## 6 MAINTENANCE

Clean the surface of the solar panel when needed. Always use a soft sponge or cloth for cleaning. A mild, non-abrasive cleaning detergent may be used to remove stubborn dirt. Don't clean when the panel surface is hot.

Clean solar panels more frequently during drier months, as they may become covered in dust more quickly. A pressure washer is not recommended.

Caution: Observe the maintenance instructions for all components used in the system, such as support frames, charge controller, batteries, etc.

## 7 WARRANTY STATEMENT

SunJack warrants to the original consumer purchaser that this SunJack product will be free from defects in workmanship and material under normal consumer use during the applicable warranty period set forth below in Paragraph 2 ("WARRANTY PERIOD"), subject to the exclusions set forth below in Paragraph 5 ("EXCLUSIONS"). This warranty statement sets forth SunJack's total and exclusive warranty obligation. We will not assume, nor authorize any person to assume for us, any other liability in connection with the sales of our products.

### ***Warranty Period:***

The warranty period for SunJack battery cells (whether purchased on a stand-alone basis or as part of another product) is one (1) year. The warranty period for all other SunJack products and components is one (1) year. In each case, the warranty period is measured starting on the date of purchase by the original consumer purchaser. The sales receipt from the first consumer purchase, or other reasonable documentary proof, is required in order to establish the start date of the warranty period.

### ***Remedy:***

SunJack will repair, replace or issue a refund for (at SunJack's option and expense) any SunJack product that fails to operate during the applicable warranty period due to a defect in workmanship or material.

***Limited to Original Consumer Buyer.***

The warranty on SunJack's products is limited to the original consumer purchaser and is not transferable to any subsequent owner.

***Exclusions:***

SunJack's warranty does not apply to (i) any product that is misused, abused, modified, damaged by accident, or used for anything other than normal consumer use as authorized in SunJack's then-current product literature, or (ii) any product purchased through an online auction house. SunJack's warranty does not apply to any battery cell or product containing a battery cell unless the battery cell is fully charged by you within seven (7) days after you purchase the product and at least once every 6 months thereafter.

***How to Receive Service:***

To obtain warranty service, you must contact our customer service team via our online Contact Us form. If our customer service team determines that further assistance is required, they will give you a Return Material Authorization ("RMA") number. You must properly package the product, clearly marking the RMA number on the package and including proof of your purchase date with the product. Customer Service will provide return instructions, including return address. We will process your return and send your repaired or replacement product to you at our expense for product being shipped to locations in North America.

***IMPLIED WARRANTIES:***

THE LIMITED WARRANTY STATED HEREIN IS IN LIEU OF ALL OTHER EXPRESS WARRANTIES. IN NO EVENT SHALL ANY IMPLIED WARRANTIES, INCLUDING BUT NOT LIMITED TO ANY WARRANTIES OF MERCHANTABILITY, FITNESS FOR A PARTICULAR PURPOSE OR NON-INFRINGEMENT, EXTEND BEYOND THE APPLICABLE WARRANTY PERIOD IDENTIFIED IN PARAGRAPH 2, ABOVE.

## Exclusive Remedy; Limitation of Liability

The foregoing provisions state SUNJACK's entire liability, and your exclusive remedy, for any breach of warranty, express or implied. IN NO EVENT WILL SUNJACK BE LIABLE FOR ANY CONSEQUENTIAL OR INCIDENTAL DAMAGES ARISING FROM ANY USE OR MALFUNCTION OF ANY SUNJACK PRODUCT, OR FROM ANY BREACH OF WARRANTY, INCLUDING DAMAGE TO OTHER DEVICES. IN NO EVENT WILL SUNJACK'S LIABILITY FOR ANY CLAIM, WHETHER IN CONTRACT, WARRANTY, TORT (INCLUDING NEGLIGENCE AND STRICT LIABILITY) OR UNDER ANY OTHER THEORY OF LIABILITY, EXCEED THE AMOUNT PAID BY YOU FOR THE SUNJACK PRODUCT.

Some states or provinces do not allow the exclusion or limitation of incidental or consequential damages, so the above limitation or exclusion may not apply to you.

# 8 PRODUCT MARK



---

Solar Capacity : 25 Watts  
Solar Cell Type : Monocrystalline  
Outer Construction : ETFE  
Dimensions (Closed) : 198 x 279 x 18mm  
Dimensions (Open) : 596 x 279 x 3mm  
Net Weight : 1.7 lbs (0.76 kg)  
Output Port 1 : USB-C (5V/3A)  
Output Port 2 : USB-A (5V/3A)  
Rated Peak Power (Pmax [W]) : 25 Watts  
Open Circuit Voltage (Voc [V]) : 7.9 V  
Short Circuit Current (Isc [A]) : 3.2 A  
Maximum Power Voltage (Vmp [A]) : 6.6 V  
Maximum Power Current (Imp [A]) : 3 A  
Module Efficiency (%) : 24%  
Operating Temperature (\*F/\*C) : -4°F to 149°F (-20°C to 65°C)  
Standard Test Conditions : 1000W/m2, 25°C, AM1.5



Only qualified personnel should install or perform maintenance work on these modules.  
This unit produces electricity if exposed to light.  
Follow all applicable electrical safety precautions.  
Don't disconnect when loading.  
Don't damage or scratch the surface of the modules.



**UPC code:**



©2022. Proudly designed and engineered in California, USA  
[www.SunJack.com](http://www.SunJack.com) / [hello@sunjack.com](mailto:hello@sunjack.com)

